

Rate Your Familiarity With The NM STEM Ready! Science Standards

1. I need to learn about the 3-dimensions
2. I have an understanding of the 3-dimensions
3. I am ready to implement the 3-dimensions
4. I am already implementing the 3-dimensions



Exploring 3-Dimensionality of the NM STEM Ready! Science Standards

March 21st, 2018

Patricia Carden, Math Specialist

Shafiq Chaudhary, Math & Science Specialist

Goals


- To be able to describe the 3-dimensions of the NM STEM Ready! science standards
- To be able to use resources to support 3-dimensional learning

NM STEM Ready! Science Standards

$$\begin{array}{c} \text{NGSS} \\ + \\ \text{New Mexico 6} \\ \text{Specific Standards} \end{array} = \begin{array}{c} \text{New Mexico} \\ \text{STEM Ready!} \\ \text{science standards} \end{array}$$

Together, the NGSS in their entirety, plus the New Mexico 6 specific standards comprise the NM STEM Ready! science standards.

Phenomena



Review How to Read the Standards

MS-PS1-4 Matter and its Interactions		
<p>Students who demonstrate understanding can:</p> <p>MS-PS1-4. Develop a model that predicts and describes changes in particle motion, temperature, and state of a pure substance when thermal energy is added or removed. [Clarification Statement: Emphasis is on qualitative molecular-level models of solids, liquids, and gases to show that adding or removing thermal energy increases or decreases kinetic energy of the particles until a change of state occurs. Examples of models could include drawing and diagrams. Examples of particles could include molecules or inert atoms. Examples of pure substances could include water, carbon dioxide, and helium.]</p>		
The performance expectation above was developed using the following elements from the NRC document <i>A Framework for K-12 Science Education</i> :		
<p>Science and Engineering Practices</p> <p>Developing and Using Models Modeling in 6–8 builds on K–5 and progresses to developing, using and revising models to describe, test, and predict more abstract phenomena and design systems.</p> <ul style="list-style-type: none"> Develop a model to predict and/or describe phenomena. 	<p>Disciplinary Core Ideas</p> <p>PS1.A: Structure and Properties of Matter</p> <ul style="list-style-type: none"> Gases and liquids are made of molecules or inert atoms that are moving about relative to each other. In a liquid, the molecules are constantly in contact with others; in a gas, they are widely spaced except when they happen to collide. In a solid, atoms are closely spaced and may vibrate in position but do not change relative locations. The changes of state that occur with variations in temperature or pressure can be described and predicted using these models of matter. <p>PS3.A: Definitions of Energy</p> <ul style="list-style-type: none"> The term “heat” as used in everyday language refers both to thermal energy (the motion of atoms or molecules within a substance) and the transfer of that thermal energy from one object to another. In science, heat is used only for this second meaning; it refers to the energy transferred due to the temperature difference between two objects. <i>(secondary)</i> The temperature of a system is proportional to the average internal kinetic energy and potential energy per atom or molecule (whichever is the appropriate building block for the system’s material). The details of that relationship depend on the type of atom or molecule and the interactions among the atoms in the material. Temperature is not a direct measure of a system’s total thermal energy. The total thermal energy (sometimes called the total internal energy) of a system depends jointly on the temperature, the total number of atoms in the system, and the state of the material. <i>(secondary)</i> 	<p>Crosscutting Concepts</p> <p>Cause and Effect</p> <ul style="list-style-type: none"> Cause and effect relationships may be used to predict phenomena in natural or designed systems.

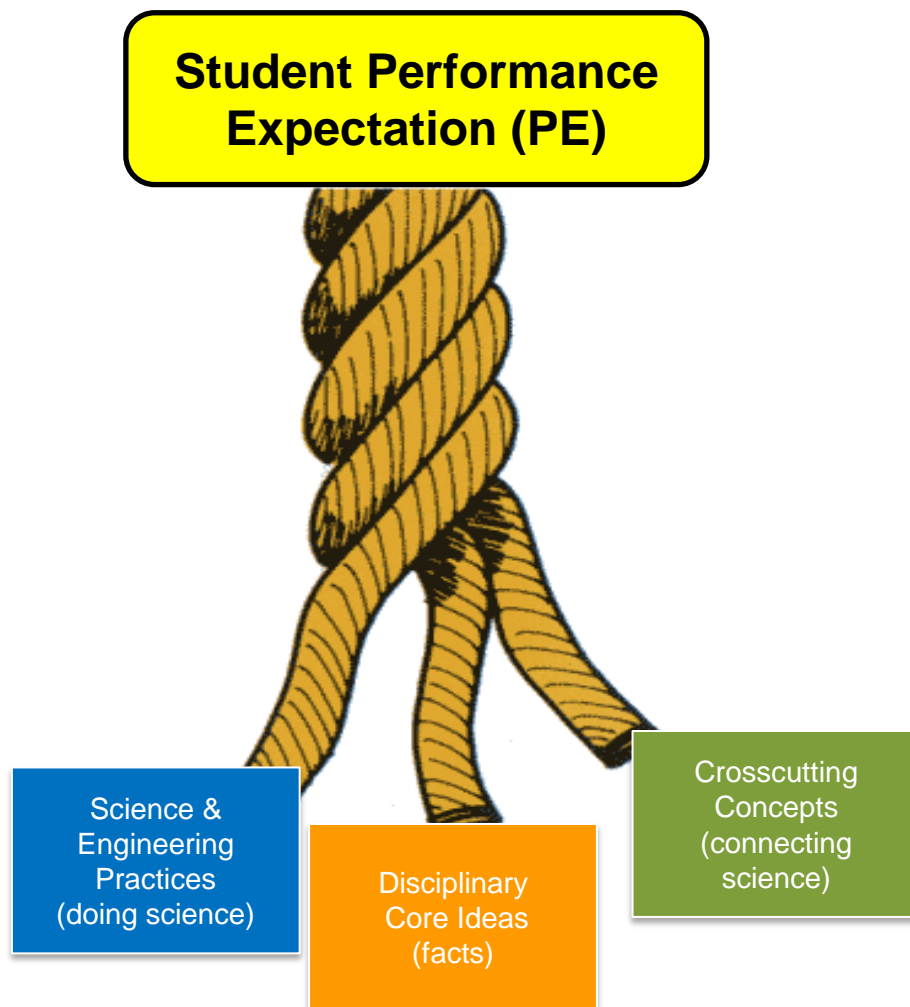
Exploring the 3-Dimensions

- Disciplinary Core Idea (DCI)
 - *What content would students need to know?*
- Crosscutting Concepts (CCC)
 - *What patterns could be addressed? How would students make sense of the phenomena?*
- Science and Engineering Practices (SEP)
 - *What practice(s) would students engage in as they made sense of this phenomena?*

Goals

- **To be able to describe the 3-dimensions of the NM STEM Ready! science standards**
- To be able to use resources to support 3-dimensional learning

3-Dimensional Learning



Adapted from NSTA




is a registered trademark of Achieve. Neither Achieve nor the lead states and partners that developed the Next Generation Science Standards was involved in the production of, and does not endorse, this product.



Christopher N. Ruszkowski
Secretary-Designate of Education

Disciplinary Core Ideas (DCI)



“Research in teaching and learning of science shows that teaching content in isolation from how to use it results in disconnected ideas that learners find difficult to use and apply” **(NRC, 2007)**

SCIENCE!

Physical
Sciences
(PS)

Life
Sciences
(LS)

Earth and
Space
Sciences
(ESS)

Engineering,
Technology,
and
Applications
of Science
(ETS)

Disciplines

SCIENCE!

PS

LS

ESS

ETS

PS1

PS2

PS3

PS4

LS1

LS2

LS3

LS4

ESS1

ESS2

ESS3

ETS1

ETS2

Disciplinary Core Ideas
DCI

SCIENCE!

PS

LS

ESS

ETS

PS1

PS2

PS3

PS4

LS1

LS2

LS3

LS4

ESS1

ESS2

ESS3

ETS1

ETS2

PS1.A
PS1.B
PS1.C

PS2.A
PS2.B
PS2.C

PS3.A
PS3.B
PS3.C
PS3.D

PS4.A
PS4.B
PS4.C

LS1.A
LS1.B
LS1.C
LS1.D

LS2.A
LS2.B
LS2.C
LS2.D

LS3.A
LS3.B

LS4.A
LS4.B
LS4.C
LS4.D

ESS1.A
ESS1.B
ESS1.C

ESS2.A
ESS2.B
ESS2.C
ESS2.D
ESS2.E



ESS3.A
ESS3.B
ESS3.C
ESS3.D

ETS1.A
ETS1.B
ETS1.C

ETS2.A
ETS2.B

Disciplinary Core Ideas

Physical Science (PS)

Classroom activities in Middle School will look less like this:	And look more like this:
Physical Sciences 	Physical Sciences 
Students memorize Newton's Law of Gravity.	Students gather and analyze evidence about gravity's effect on objects with different masses.
Students follow scripted chemistry experiments.	Students use chemistry knowledge to design and explain a heat pack.
Students memorize the difference between Fahrenheit and Celsius.	Students construct arguments about the relationship between particle motion and temperature.

<https://www.nextgenscience.org/sites/default/files/ParentGuide%20Grades%206to8%20-%20General.pdf>

Learning Progression for Disciplinary Core Ideas

Example: PS1.A Structure of Matter




Physical Science Progression INCREASING SOPHISTICATION OF STUDENT THINKING				
	K-2	3-5	6-8	9-12
PS1.A Structure of matter (includes PS1.C Nuclear processes)	Matter exists as different substances that have observable different properties. Different properties are suited to different purposes. Objects can be built up from smaller parts.	Matter exists as particles that are too small to see, and so matter is always conserved even if it seems to disappear. Measurements of a variety of observable properties can be used to identify particular materials.	The fact that matter is composed of atoms and molecules can be used to explain the properties of substances, diversity of materials, states of matter, phase changes, and conservation of matter.	The sub-atomic structural model and interactions between electric charges at the atomic scale can be used to explain the structure and interactions of matter, including chemical reactions and nuclear processes. Repeating patterns of the periodic table reflect patterns of outer electrons. A stable molecule has less energy than the same set of atoms separated; one must provide at least this energy to take the molecule apart.

The link for Appendix E can be found at the MSB webpage.



Science and Engineering Practices

“The major practices that scientists employ as they investigate and build models and theories about the world...a key set of engineering practices that engineers use as they design and build systems.”



(NRC, 2012)

Science and Engineering Practices

1. Asking questions (for science) and defining problems (for engineering)
2. Developing and using models
3. Planning and carrying out investigations
4. Analyzing and interpreting data
5. Using mathematics and computational thinking
6. Constructing explanations (for science) and designing solutions (for engineering)
7. Engaging in argument from evidence
8. Obtaining, evaluating, and communicating information

Learning Progression


for Science and Engineering Practices

Example: Constructing Explanations and Designing Solutions

K-2	3-5	6-8	HS
Builds on prior experiences and progresses to the use of evidence and ideas in constructing evidence-based accounts of natural phenomena and designing solutions.	Builds on K–2 experiences and progresses to the use of evidence in constructing explanations that specify variables that describe and predict phenomena and in designing multiple solutions to design problems.	Builds on K–5 experiences and progresses to include constructing explanations and designing solutions supported by multiple sources of evidence consistent with scientific ideas, principles, and theories.	Builds on K–8 experiences and progresses to explanations and designs that are supported by multiple and independent student-generated sources of evidence consistent with scientific ideas, principles, and theories.

Crosscutting Concepts

“The crosscutting concepts are themes scientists use across disciplines to further understand how phenomena work.”




2. rising water

(Fick, 2017)

Crosscutting Concepts

The Framework identifies seven crosscutting concepts that can help students deepen their understanding of the **disciplinary core ideas**.



Crosscutting Concepts

1. Patterns
2. Cause and effect
3. Scale, proportion, and quantity
4. Systems and system models
5. Energy and matter in systems
6. Structure and function
7. Stability and change of systems

Learning Progression for Crosscutting Concepts

Example: Systems and System Models

Progression Across the Grades			
<i>K-2</i>	<i>3-5</i>	<i>6-8</i>	<i>9-12</i>
Students understand objects and organisms can be described in terms of their parts; and systems in the natural and designed world have parts that work together.	Students understand that a system is a group of related parts that make up a whole and can carry out functions its individual parts cannot. They can also describe a system in terms of its components and their interactions.	Students can understand that systems may interact with other systems; they may have sub-systems and be a part of larger complex systems. They can use models to represent systems and their interactions—such as inputs, processes and outputs—and energy, matter, and information flows within systems.	Students can investigate or analyze a system by defining its boundaries and initial conditions, as well as its inputs and outputs. They can use models (e.g., physical, mathematical, computer models) to simulate the flow of energy, matter, and interactions within and between systems at different scales.

Appendices



Goals

- To be able to describe the 3-dimensions of the NM STEM Ready! science standards
- **To be able to use resources to support 3-dimensional learning**

NM STEM READY! SCIENCE RESOURCES

[Home](#) / [Bureaus](#) / [Math and Science Bureau](#) / [NM STEM Ready! Science](#) / [NM STEM Ready! Science Resources](#)

Opportunities for New
Mexico Connections to
the NGSS



Appendices



NextGenScience



NM STEM READY! SCIENCE RESOURCES

[Home](#) / [Bureaus](#) / [Math and Science Bureau](#) / [NM STEM Ready! Science](#) / [NM STEM Ready! Science Resources](#)

NGSS@NSTA



STEM Teaching Tools



Videos & Webinars



Resources for the NM STEM Ready! Science Standards

VIDEOS AND WEBINARS

[Home](#) / [Bureaus](#) / [Math and Science Bureau](#) / [NM STEM Ready! Science](#) / [Videos and Webinars](#)



- **Introduction to the Next Generation Science Standards**

Presented By Stephen Pruitt

- **How to Read the Next Generation Science Standards**

By Achieve. This video highlights the structure of the Next Generation Science Standards.

- **NGSS: Crosscutting Concepts**

Presented by The Learning Channel and Achieve. This video highlights the crosscutting concepts in a teacher professional development setting.

- **NGSS: Science and Engineering Practices**

Presented by The Learning Channel and Achieve. This video highlights the science and engineering practices in a teacher professional development setting.

- **NGSS: Disciplinary Core Ideas**

Presented by The Learning Channel and Achieve. This video highlights the crosscutting concepts in a teacher professional development setting.

NM STEM READY! SCIENCE RESOURCES

[Home](#) / [Bureaus](#) / [Math and Science Bureau](#) / [NM STEM Ready! Science](#) / [NM STEM Ready! Science Resources](#)

NGSS Appendices

NGSS Appendices A through M provide background and detail about the standards, along with some implementation models. Other NGSS support documents are available [here](#).

[Appendix A: Conceptual Shifts](#) Learn more about the conceptual shifts that make the NGSS new and different.

[Appendix B: Responses to Public Drafts](#) Describes the feedback on the draft NGSS during each of the two public review periods, along with the writers' response to it.

[Appendix C: College and Career Readiness](#) Learn about why student success in postsecondary education and careers will require a strong K-12 preparation in science.

[Appendix D: All Standards, All Students / Case Studies](#) The Appendix and the seven case studies about diverse student groups address what classroom teachers can do to ensure that the NGSS are accessible to all students.

[Appendix E: Disciplinary Core Idea Progressions](#) Describes the DCI progressions across K-12, summarizing the main focus of the science disciplinary content at each grade band.

[Appendix F: Science and Engineering Practices](#) Describes the progression of the practices across K-12, detailing the specific elements of each practice that are targets for students at each grade band.

[Appendix G: Crosscutting Concepts](#) Describes the progression of the Crosscutting Concepts (CCC) across K-12, detailing the specific elements of each CCC that are targets for students at each grade band.

[Appendix H: Nature of Science](#) Describes rationale for and research on the nature of science in the context of the NGSS, and discusses how to emphasize the nature of science in school programs.

[Appendix I: Engineering Design in the NGSS](#) Describes the framing of Engineering Design concepts and practices throughout the NGSS.

[Appendix J: Science, Technology, Society, and the Environment](#) Learn how the interactions between science, technology, society, and the environment are addressed in the NGSS.

[Appendix K: Model Course Mapping in Middle and High School](#) Describes examples of ways to arrange the NGSS into middle and high school courses or years.

[Appendix L: Connections to CCSS-Mathematics](#) Learn about the connections to Common Core State Standards (CCSS)-Mathematics in the NGSS.

[Appendix M: Connections to CCSS-Literacy in Science and Technical Subjects](#) Learn about the connections to Common Core State Standards (CCSS)-Literacy in Science and Technical Subjects in the NGSS.

Appendices



Resources for the NM STEM Ready! Science Standards

Quality Examples of Science Lessons and Units

[Instruction and Assessment](#) / [Evaluating Instructional Materials](#) / [Quality Examples of Science Lessons and Units](#)

In an effort to identify and shine a spotlight on emerging examples of high quality lessons and units designed for the NGSS, Achieve launched the EQUIP Peer Review Panel for Science (PRP). The PRP uses the EQUIP Rubric for Science (Version 3.0) and the associated quality review process to evaluate the instructional materials.

The objective is not to endorse a particular curriculum, product or template, rather to identify lessons and units that best illustrate the cognitive demands of the NGSS. Below is the list of instructional materials that have been submitted to the EQUIP Peer Review Panel and evaluated as Examples of High Quality NGSS Design, Examples of High Quality NGSS Design If Improved, or Quality Works in Progress.

Each lesson or unit is available to download and use in classrooms. In addition to accessing a version of the materials as they were reviewed, there is a copy of the quality review feedback from the EQUIP Peer Review Panel. Please review the feedback to gain a sense of the materials' purpose, strengths and areas that would benefit from revisions.

GRADE ▾

Grade 1: How Does Light Help Me See Things And Communicate With Others? (v1.1)

TYPE ▾

Grade 2: Why is Our Corn Changing? (v1.0)

SCIENCE DOMAIN ▾

High School: Interactions Unit 1 - Why do some clothes stick together when they come out of the dryer?

RATING ▾

High School: Why Don't Antibiotics Work Like They Used To? (v1.0)

APPLY

Middle School: An Ocean of Plastics

Middle School: Disruptions in Ecosystems

Middle School: How Can We Hear So Many Different Sounds From Across the Room?

Middle School: MySci Module 5 Waves



Upcoming Professional Learning Opportunities

- Webinars
- 2018 NM STEM Symposium
- Making Sense of SCIENCE

Professional Learning:

<http://webnew.ped.state.nm.us/bureaus/math-science/professional-learning/>

Now rate your familiarity with the NM STEM Ready! Science Standards

On a scale of 1 to 4,

1. I gained knowledge about the 3-dimensions
2. I grew in my understanding of the 3-dimensions
3. I am ready to take next steps with the 3-dimensions
4. I have new thoughts about implementing the 3-dimensions

Next Steps

Feedback Survey:

<https://www.surveymonkey.com/r/5ZTGJK3>

Next Webinar:

April 2018. Please visit the [Math and Science Bureau's Professional Learning page](#) for current information.

Resources

Math and Science Bureau NM STEM Ready!
science page:

<http://webnew.ped.state.nm.us/bureaus/math-science/nm-stem-ready-science/>

Webinars:

<http://webnew.ped.state.nm.us/bureaus/math-science/nm-stem-ready-science/videos-and-webinars/>

Contact Information

Math and Science Bureau

Yanira Vazquez, Director

505–827–6555

yanira.vazquez@state.nm.us

Marcia Barton, STEM Specialist

505–827–6918

marcia.barton@state.nm.us

Patricia Carden, Math Specialist

505–827–7803

patricia.carden@state.nm.us

Shafiq Chaudhary, Math and Science Specialist

505–827–6511

shafiq.chaudhary@state.nm.us

References

- Bybee, R. W. (2013). [*Next generation science standards. for states, by states: Appendixes.*](#) Washington, D.C.: National Academies Press.
- National Research Council. (2012). [*A Framework for K-12 Science Education: Practices, Crosscutting Concepts, and Core Ideas.*](#) Committee on a Conceptual Framework for New K-12 Science Education Standards. Board on Science Education, Division of Behavioral and Social Sciences and Education. Washington, DC: The National Academies Press.
- States, N. L. (2013). [*Next Generation Science Standards: For States, By States \(Vol. 1\).*](#) National Academies Press
- <https://www.nextgenscience.org/parentguides>
- Krajcik, J., Codere, S., Dahsah, C., Bayer, R., & Mun, K. (2014). Planning Instruction to Meet the Intent of the Next Generation Science Standards. *Journal of Science Teacher Education*, 25(2), 157-175. doi:10.1007/s10972-014-9383-2
- Reiser, B. J. (2013, September). *What Professional Development Strategies Are Needed for Successful Implementation of the Next Generation Science Standards?* (Rep.). Retrieved March 01, 2018, from Educational Testing Service website: http://www.ets.org/research/policy_research_reports/publications/paper/2013/jvhf
- “NGSS Demystified.” *California Academy of Sciences: NGSS Demystified*, California Academy of Sciences, calacademy.org/educators/ngss-demystified
- Fick, S. J. (2017). What does three-dimensional teaching and learning look like?: Examining the potential for crosscutting concepts to support the development of science knowledge. *Science Education*, 102(1), 5-35. doi:10.1002/sce.21313