
Tribal Education Status Report

Native American Community Academy



Prepared for
New Mexico Public Education Department
Tribal Education Office
2018-19 School Year



Table of Contents

TRIBAL EDUCATION STATUS REPORT	1
A. STUDENT ACHIEVEMENT	4
A.1 Table Student Assessment Data and Comparison	5
A.2 Chart NACA MAP Student Growth Summary Report Reading	6
A.3 Chart NACA MAP Student Growth Summary Report Mathematics	7
A.4 Chart NACA MAP Student Growth Summary Report Science	7
A.5 Table 2018 NACA Kindergarten to 3rd Grade Reading and Math Proficiency; 6-11th Grade Reading and Math Proficiency by Ethnicity and Subgroups; and 7th / 11th Grade Science Proficiency	8
A.6 Chart Multi-Year Student Performance Comparison in English Language Arts	9
A.7 Table Data for Student Performance Comparison in English Language Arts	9
A.8 Chart Multi-Year Student Performance Comparison in Math	9
A.9 Table Data for Student Performance Comparison in Math	9
A.10 Chart English Language Arts PARCC Scores 2017-18	10
A.11 Chart Math PARCC Scores 2017-18	10
B. SCHOOL SAFETY	12
B.1 Chart NACA Disciplinary Actions 2018-2019 SY	13
B.2 Table 2018-2019 Disciplinary Infractions	13
B.3 Chart Hiyupo Program Model	14
B.4 Chart NACA Discipline Flowchart	14
C. GRADUATION RATE	15
C.1 Chart APS Five Year Graduation Rates by Ethnicity	15
C.2 Chart Percent 4-Year Graduation Rate	16
C.3 Chart Percent 4-Year Graduation Rate	16
C.4 NACA's Graduation Rates by Gender, Ethnicity, and Subgroups for Economically Disadvantaged, Students with Disabilities, and English Language Learners for Multiple Years	17
C.5 NACA's Graduation Rates by Gender, Ethnicity, and Subgroups for Economically Disadvantaged, Students with Disabilities, and English Language Learners for Multiple Years	18
C.6 American Indian / Alaska Native Graduation Rate	19
C.7 American Indian / Alaska Native College Enrollment	19
D. ATTENDANCE	20
D.1 Chart Habitually Truant Rate (4-Years)	20
D.2 NACA Student Attendance rates for 2018-2019 SY	21
E. PARENT AND COMMUNITY INVOLVEMENT	23
E.1 NACA Quad Survey Four Year Averages for Parent/Family Statements	24
F. EDUCATIONAL PROGRAMS TARGETING TRIBAL STUDENTS	25
F.1 Chart What Language Class Is Your Child Taking at NACA	26
F.2 Chart Navajo 1 SOLOM	26
F.3 Chart Navajo 2/3 SOLOM	26
F.4 Chart Keres SOLOM	26
F.5 Chart Lakota	26
F.6 Chart Tiwa SOLOM	26
F.7 Chart Zuni SOLOM	26



G. FINANCIAL REPORTS	29
G.1 Table Data on Funding Code 25147 (Impact Aid/Title VI) Accounting Cycle: FY2018-2019; Account Type: Expenditure	30
G.2 Table Data on Funding Code: 27150 (School District Initiative Grant) Accounting Cycle: FY2018-2019; Account Type: Expenditure	30
G.3 Table Data on Funding Code: 24101 (Title 1 - IASA) Accounting Cycle: FY2018-2019	31
G.4 Table Native American Community Academy FY 2018-2019 Revenues and Expenditures Summary Report	32
H. INDIAN POLICIES AND PROCEDURES.....	34
I. SCHOOL DISTRICT INITIATIVES.....	36
I.1 NACA Dropout Rates for 2017-2018	37
I.2 NACA Quad Survey 4 Year Averages for Student Statements	38
J. VARIABLE SCHOOL CALENDARS	40
J.1 School Calendar 2018 - 2019	41
K. SCHOOL DISTRICT CONSULTATIONS	43
K.1 Chart Indigenizing Education	44
L. INDIGENOUS RESEARCH, EVALUATION, AND CURRICULA	45
L.1 Chart NACA Wellness Wheel	46
Appendix 1 Statewide Student Assessment Scores 2018	48
Appendix 2 I-Choose APS Performance Framework	52
Appendix 3 Full Audit Report for All NACA's Title Funds	53
Appendix 4 NACA Evaluation Report 2019	85
Appendix 5 NACA Discipline Log 2018-2019	92
Appendix 6 NACA K-12 Disaggregated Attendance Report	108

Native American Community Academy

Mission Statement

Since its founding in 2006, the Native American Community Academy (NACA), an academically rigorous and culturally-integrated APS district charter school, has been guided by the belief that Native American children thrive in academic environments that include and value their language, history, heritage, and culture. NACA's wellness concept for Indigenous Education supports youth physically, emotionally, academically, and spiritually, helping them to develop confidence in their cultural identities and to persevere academically to prepare them for college, careers, and community leadership.



A. Student Achievement

Objective

To ensure student achievement in New Mexico public schools is measured by statewide tests that are approved by PED, and results are disaggregated by ethnicity, gender and economic status, and disabilities.”

Background

The New Mexico assessments include the evaluation of student progress in the following areas: Reading K–2; English Language Arts 3–11; Math 3–11, which includes Algebra I (may be given in grade 8), Algebra II, Geometry, Integrated Math I, Integrated Math II, Integrated Math III; Science, Spanish Reading, Reading for Students with Disabilities, Math for Students with Disabilities, and Science for Students with Disabilities.

Methods

This section includes assessment data used to measure student progress as reported in the 2018–2019 school year. Proficiencies are developed based on scores for K-2 from IStation testing, Grades 3-11 Reading and Math from the former Partnership for Assessment of Readiness for College and Careers (PARCC) and Transitional Assessment in Math and English Language Arts (TAMELA). Science testing in grades 7 and 11 is the NM Standards Based Assessment (SBA) in Reading and Science. The assessments include NMAPA Science, Math, and Reading; 4) PARCC ELA (Reading) and Math; and 5) IStation Reading. Reading is assessed in grades K and higher. Math is assessed in grades 3 and higher.

As a rule, proficiencies for groups with fewer than 10 students are masked; they are not reported because the number is too small to determine statistical significance, and student privacy might be compromised.

Data is presented in various formats including tables, student growth summary reports, and comparative charts. Data was obtained courtesy of NACA staff Thomas Genné, Director of Data, Analysis, and Reporting.

Results

A district school analysis of student achievement in table format for elementary, middle, and high school is provided in this section, reporting NWEA results on growth for Reading, Math, and Science. NACA student averages in addition to disaggregated data for the following sub-groups is provided:

1. Multi-year Comparison of Data—in Reading, Math and Science (2017–2018; 2018–2019)
2. Ethnicity—by subgroups: American Indian, Caucasian, African American, Hispanic, and Asian
3. Grade level— in Reading, Math, and Science
4. Economic status—in Reading, Math, and Science
5. Gender—in Reading, Math, and Science
6. Student with Disabilities— in Reading, Math, and Science

District and statewide data for the same subgroups can be found in Appendix 1 Statewide Student Assessment Scores. Additional comparisons in performance data for English Language Arts and Mathematics, and a school/district/state comparison of PARCC scores are also included.



A.1 Student Assessment Data and Comparison Tables

Elementary School Reading Proficiency								
2017-2018 SY					2018 - 2019 SY			
Grade	Reading#	Prof #	Reading%		Grade	Reading#	Prof #	Reading %
K	21	10.29	49%		K	21	10.29	49%
1	20	7.8	39%		1	20	7.8	39%
ES Aggregate	41	18.09	44%		ES Aggregate	41	18.09	44%

NACA Kindergarten and 1st grade Reading proficiency levels are similar to the state averages for American Indian (AI) students. NM statewide AI Reading proficiency for Kindergarten is 48% and 1st grade is also 48% (based on 2017- 2018 data).

Middle School 2018-2019 SY									
Reading, Math, and Science									
Grade	Reading	Prof #	Reading %	Math #	Prof #	Math %	Science #	Prof #	Science %
6	45	4.95	11%	45	4.05	9%	n/a	n/a	n/a
7	73	10.95	15%	73	5.11	7%	76	23.56	31%
8	57	5.13	9%	55	6.05	11%	n/a	n/a	n/a
MS Aggregate	175	21.03	12%	173	15.21	9%	76	23.56	31%

Middle School 2017-2018 SY									
Reading, Math, and Science									
Grade	Reading	Prof #	Reading %	Math #	Prof #	Math %	Science #	Prof #	Science %
6	52	4.16	8%	52	4.16	8%	n/a	n/a	n/a
7	65	7.15	11%	64	3.2	5%	63	18.27	29%
8	68	14.28	21%	77	9.24	12%	n/a	n/a	n/a
MS Aggregate	185	25.59	22%	193	16.6	13%	63	18.27	29%

NACA students begin to improve beyond state proficiency levels by the end of middle school. Statewide AI Reading proficiency for 6th grade is 20%, 7th grade is 23%, and 8th grade is 21%. Statewide AI Math proficiency for 6th grade is 12%, 7th grade is 11%, and 8th grade is 11%.

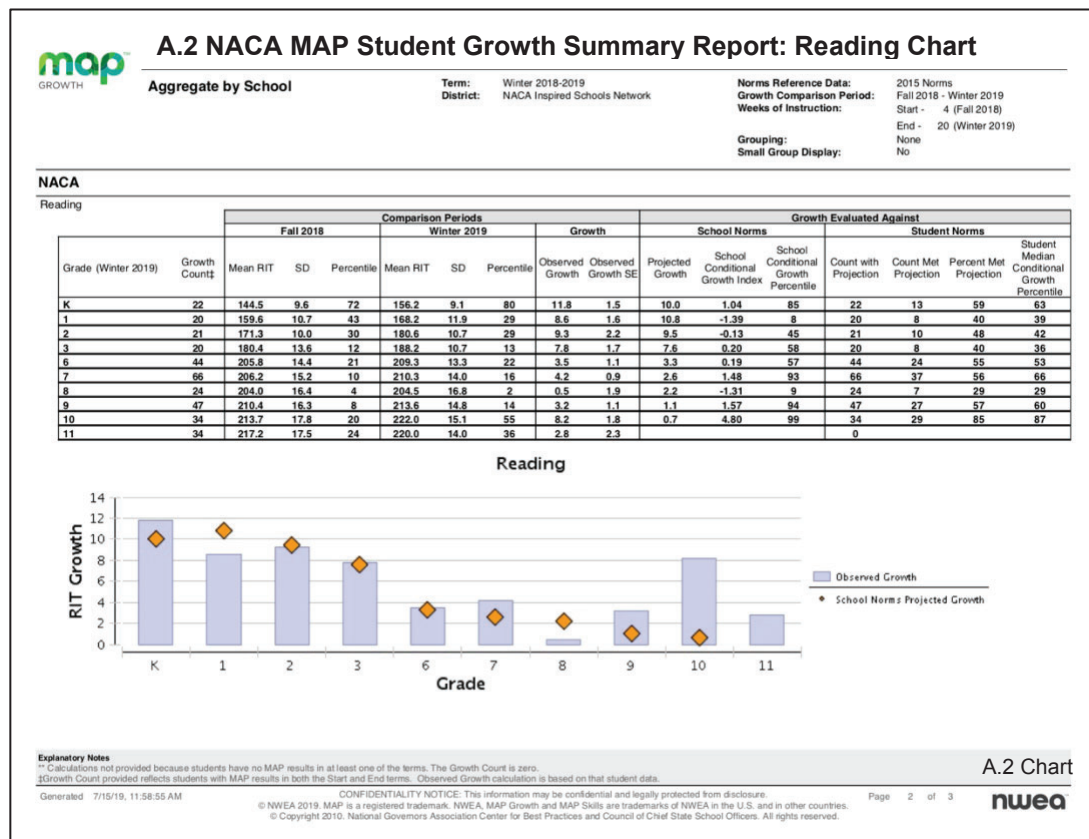
High School 2018-2019 SY									
Reading, Math, and Science									
Grade	Reading	Prof #	Reading %	Math #	Prof #	Math %	Science #	Prof #	Science %
9	56	11.76	21%	57	7.98	14%	n/a	n/a	n/a
10	41	15.99	39%	39	3.9	10%	n/a	n/a	n/a
11	43	19.78	46%	46	5.06	11%	46	8.74	19%
HS Aggregate	140		34%	142	16.94	12%	46	8.74	19%



High School 2017-2018 SY									
Reading, Math, and Science									
Grade	Reading	Prof #	Reading %	Math #	Prof #	Math %	Science #	Prof #	Science %
9	46	10.12	22%	37	5.92	16%	n/a	n/a	n/a
10	44	15.84	36%	43	9.03	21%	n/a	n/a	n/a
11	36	20.16	56%	36	3.6	10%	33	9.9	30%
HS Aggregate	126	46.12	37%	116	18.55	16%	33	9.9	30%

NACA students show improvement over the statewide proficiency for American Indian (AI) students. Statewide AI Reading proficiency for 9th grade is 19%, 10th grade is 25%, and 11th grade is 33%. Statewide AI Math proficiency for 9th grade is 10%, 10th grade is 9%, and 11th grade is 5%.

NWEA provides teachers with assessment data that is used to inform class instruction based on the RIT scale. The scale is a tool that measures academic growth by supplying educators valid, reliable, and predictive data to help them make a difference in the student learning experience. MAP® Growth™ creates a personalized assessment experience that accurately measures academic performance and measures growth in equal intervals, regardless of a student's grade, age, or performance. NACA student growth summaries have been provided for K-11th grade in Reading, Math, and Science. In Reading chart A.2, the observed growth in grades 7,9,10, and 11 exceeds the school norm projected growth. In Math chart A.3, observed growth is greatest in 8th and 10th grade. For Science chart A.4, the strongest growth is seen in 7th and 10th grade.





A.3 NACA MAP Student Growth Summary Report: Mathematics Chart

Aggregate by School

Term: Winter 2018-2019
District: NACA Inspired Schools Network

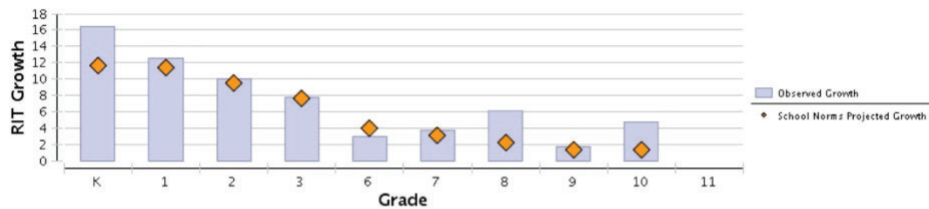
Norms Reference Data: 2015 Norms
Growth Comparison Period: Fall 2018 - Winter 2019
Weeks of Instruction: Start - 4 (Fall 2018)
End - 20 (Winter 2019)
Grouping: None
Small Group Display: No

NACA

Mathematics

		Comparison Periods						Growth Evaluated Against								
		Fall 2018			Winter 2019			Growth		School Norms			Student Norms			
Grade (Winter 2019)	Growth Count	Mean RIT	SD	Percentile	Mean RIT	SD	Percentile	Observed Growth	Observed Growth SE	Projected Growth	School Conditional Growth Index	School Conditional Growth Percentile	Count with Projection	Count Met Projection	Percent Met Projection	Student Median Conditional Growth Percentile
K	21	137.8	13.0	37	154.2	12.9	66	16.4	2.0	11.7	2.95	99	21	14	67	78
1	20	161.9	11.1	46	174.4	10.9	54	12.5	1.6	11.4	0.62	73	20	12	60	56
2	21	175.2	12.0	39	185.1	11.6	41	10.0	1.7	9.5	0.26	60	21	10	48	45
3	20	182.1	11.4	8	189.9	10.1	9	7.8	1.5	7.6	0.12	55	20	10	50	43
6	43	207.3	14.0	8	210.3	14.4	6	3.0	1.0	4.0	-0.78	22	43	18	42	33
7	70	211.1	15.2	7	214.8	14.3	8	3.7	0.8	3.1	0.52	70	70	34	49	44
8	57	212.3	17.8	6	218.4	17.1	12	6.1	1.0	2.3	3.13	99	57	41	72	66
9	57	216.5	15.3	7	218.3	16.0	7	1.8	0.9	1.4	0.30	62	57	31	54	55
10	37	219.6	17.7	15	224.4	14.9	25	4.8	1.5	1.3	2.34	99	37	25	68	60
11	44	228.5	19.2	32	228.5	18.6	29	0.0	1.0				0			

Mathematics



A.3 Chart

Explanatory Notes

* Calculations not provided because students have no MAP results in at least one of the terms. The Growth Count is zero.
† Growth Count provided reflects students with MAP results in both the Start and End terms. Observed Growth calculation is based on that student data.

Generated: 7/15/19, 11:58:55 AM

CONFIDENTIALITY NOTICE: This information may be confidential and legally protected from disclosure.
© NWEA 2019. MAP is a registered trademark. NWEA, MAP Growth and MAP Skills are trademarks of NWEA in the U.S. and in other countries.
© Copyright 2010. National Governors Association Center for Best Practices and Council of Chief State School Officers. All rights reserved.

Page 1 of 3

nwea



A.4 NACA MAP Student Growth Summary Report: Science Chart

Aggregate by School

Term: Winter 2018-2019
District: NACA Inspired Schools Network

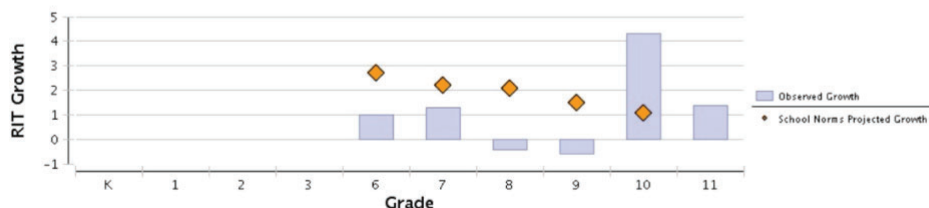
Norms Reference Data: 2015 Norms
Growth Comparison Period: Fall 2018 - Winter 2019
Weeks of Instruction: Start - 4 (Fall 2018)
End - 20 (Winter 2019)
Grouping: None
Small Group Display: No

NACA

Science - General Science

		Comparison Periods						Growth Evaluated Against								
		Fall 2018			Winter 2019			Growth		School Norms			Student Norms			
Grade (Winter 2019)	Growth Count	Mean RIT	SD	Percentile	Mean RIT	SD	Percentile	Observed Growth	Observed Growth SE	Projected Growth	School Conditional Growth Index	School Conditional Growth Percentile	Count with Projection	Count Met Projection	Percent Met Projection	Student Median Conditional Growth Percentile
K	0	**			**			**					**			
1	0	**			**			**					**			
2	0	**			**			**					**			
3	0	**			**			**					**			
6	43	202.9	10.4	40	203.9	10.1	28	1.0	0.8	2.7	-1.93	3	43	21	49	45
7	67	203.1	11.6	22	204.5	10.3	18	1.3	0.8	2.2	-1.06	15	67	34	51	47
8	58	203.1	10.7	11	202.7	13.0	5	-0.4	0.8	2.1	-2.52	1	58	17	29	30
9	39	208.9	12.2	28	208.3	10.8	18	-0.6	1.0	1.5	-2.50	1	39	15	38	34
10	28	212.2	12.9	43	216.5	13.9	62	4.3	1.2	1.1	3.02	99	28	21	75	75
11	35	212.1	12.5		213.5	10.2		1.4	1.0				0			

Science - General Science



A.4 Chart

Explanatory Notes

* Calculations not provided because students have no MAP results in at least one of the terms. The Growth Count is zero.
† Growth Count provided reflects students with MAP results in both the Start and End terms. Observed Growth calculation is based on that student data.

Generated: 7/15/19, 11:58:55 AM

CONFIDENTIALITY NOTICE: This information may be confidential and legally protected from disclosure.
© NWEA 2019. MAP is a registered trademark. NWEA, MAP Growth and MAP Skills are trademarks of NWEA in the U.S. and in other countries.
© Copyright 2010. National Governors Association Center for Best Practices and Council of Chief State School Officers. All rights reserved.

Page 3 of 3

nwea



A.5 Table 2018 NACA Kindergarten to 3rd grade Reading and Math proficiency; 6-11th grade Reading and Math proficiency by ethnicity and subgroups; and 7th / 11th grade Science proficiency

In order to meet confidentiality requirements:

1) Information is not shown for groups with fewer than 10 students.

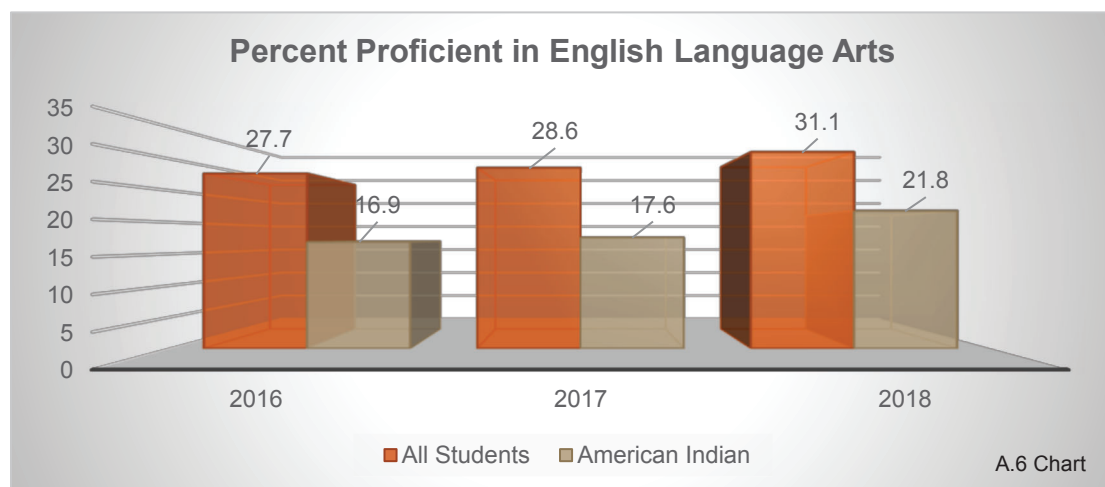
2) Percentages may be reported in ranges.

Proficiencies are developed based on scores for K-2 from Istation testing, Grades 3-11 Reading and Math from the former Partnership for Assessment of Readiness for College and Careers (PARCC) and Transitional Assessment in Math and English Language Arts (TAMELA). Reading is given in grades K and higher. Math is given in grades 3 and higher. Science is given in grades 7 and 11.

			READING		MATH		SCIENCE	
School	Grade	Group	N	Prof & Above%	N	Prof & Above%	N	Prof & Above%
NACA	KN	All Students	21	40-49				
NACA	1	All Students	20	29-39				
NACA	2	All Students	20	22-38				
NACA	3	All Students	22	18	22	14		
NACA	3	American Indian	16	19	16	13		
NACA	6	All Students	45	11	45	9		
NACA	6	Female	20	15	20	10		
NACA	6	Male	25	8	25	8		
NACA	6	American Indian	39	10	39	10		
NACA	7	All Students	73	15	73	7	76	31
NACA	7	Female	36	20	36	3	36	39
NACA	7	Male	37	11	37	11	40	24
NACA	7	Hispanic	18	17	18	0		
NACA	7	American Indian	52	15	52	10	69	30
NACA	7	ELs, Current	14	14	14	0		
NACA	7	SWD	17	0	17	0		
NACA	8	All Students	57	9	55	11		
NACA	8	Female	31	13	29	10		
NACA	8	Male	26	4	26	12		
NACA	8	American Indian	53	9	51	10		
NACA	8	ELs, Current	<10		<10			
NACA	8	SWD	16	0	16	6		
NACA	9	All Students	56	21	57	14		
NACA	9	Female	26	42	27	15		
NACA	9	Male	30	3	30	13		
NACA	9	American Indian	50	22	51	16		
NACA	9	ELs, Current	14	0	14	7		
NACA	9	SWD	11	0	11	0		
NACA	10	All Students	41	39	39	10		
NACA	10	Female	20	50	20	10		
NACA	10	Male	21	29	19	11		
NACA	11	All Students	43	49	46	11	46	19
NACA	11	Female	22	55	23	4	25	13
NACA	11	Male	21	43	23	17	21	26
NACA	11	Hispanic	<10		<10			
NACA	11	American Indian	36	47	39	8	43	18
NACA	11	ELs, Current	<10		<10			
NACA	11	SWD	11	18	11	0		

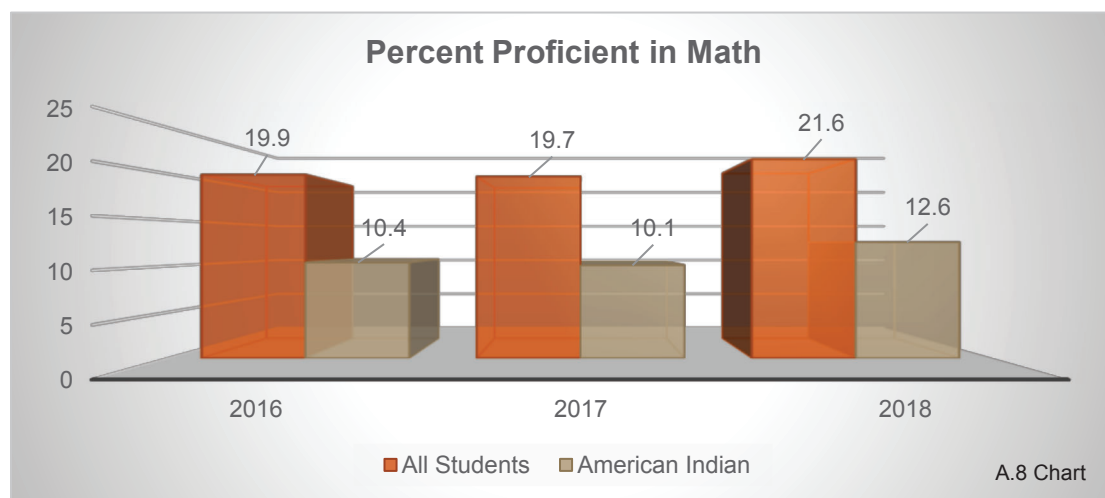


Multi-Year Student Performance Comparison in English Language Arts and Math



A.7 Table Data for Student Performance Comparison in English Language Arts

Year	All Students	American Indian
2016	27.7	16.9
2017	28.6	17.6
2018	31.1	21.8



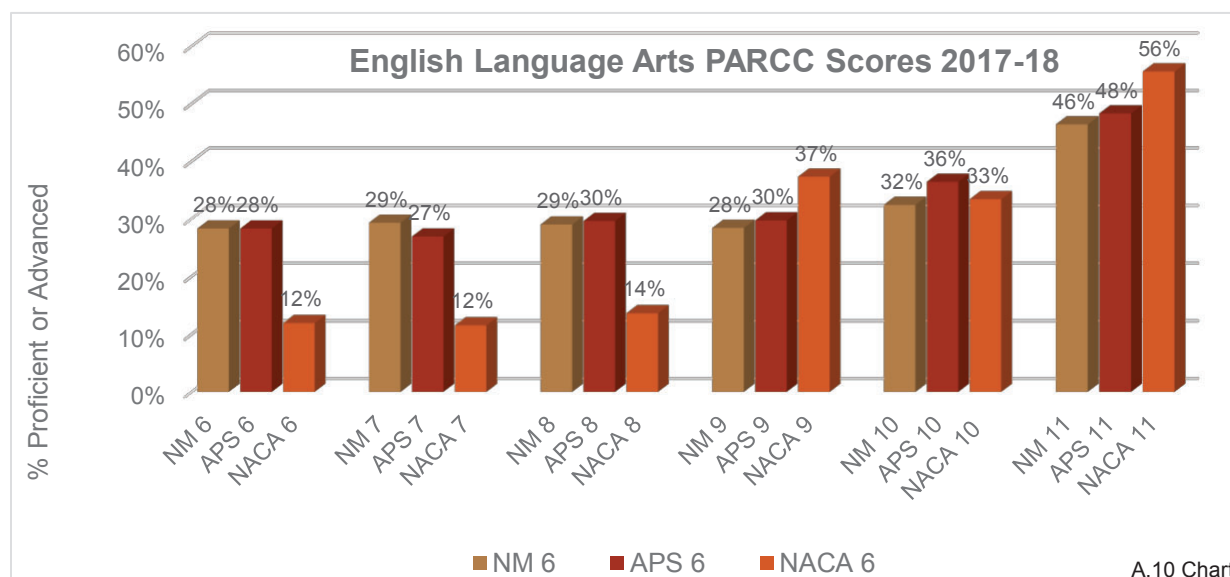
A.9 Table Data for Student Performance Comparison in Math

Year	All Students	American Indian
2016	19.9	10.4
2017	19.7	10.1
2018	21.6	12.6

The charts and tables above compares the English Language Arts and Math proficiency levels of all students in the state of New Mexico to all American Indian students. This demonstrates the underperformance of American Indian students as compared to all other students in these two critical subjects.

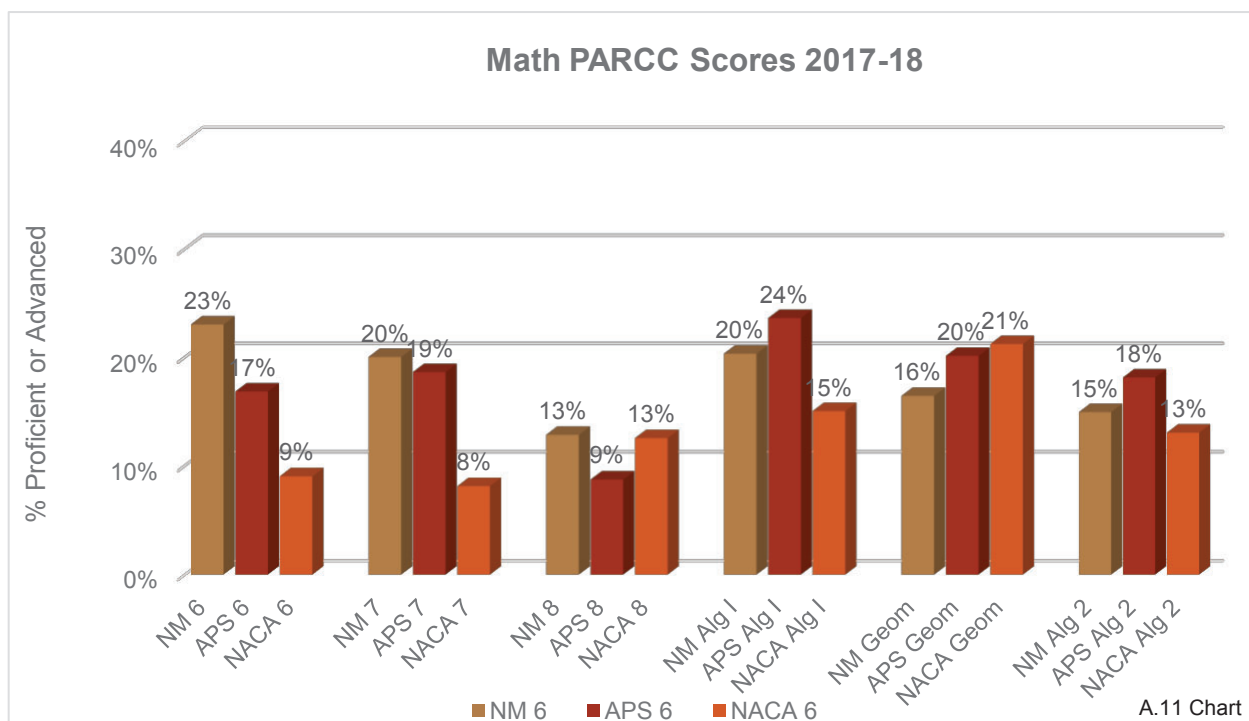


NACA PARCC Score Proficiency Comparison



PARCC Score Proficiency Comparison

The charts above compare the English Language Arts and Math PARCC scores for grade levels 6–11 as a percentage of proficiency for the state of New Mexico, Albuquerque Public Schools (APS), and NACA (Chart 3 and Chart 4). The sharp increase in Chart 3's proficiency in English Language Arts from middle school grade levels 6–8 to high school grades 9–11 demonstrates NACA's commitment to preparing students for college and beyond and the effectiveness of NACA's Indigenous Education model and holistic wellness approach to student instruction.



Conclusion

Long-term data is the most helpful to see the progress NACA students make. NACA receives its 6th grade students from other schools and the deficits are already in place and present themselves in the state testing. Data demonstrates that the longer a student is enrolled at NACA, the greater the amelioration of deficits. By 11th grade, NACA students are performing better than their statewide peers.

The data provided shows that elementary students' (grades K–3) overall proficiency (based on Istation level 3 to 5) grew from 51% in August to 77% by May. Grades K–1 have especially strong scores with 57% and 45% Reading proficiency, respectively. In 2016, NACA began offering grades K–1, and is adding an elementary grade annually to grow to a full K–12 school by 2020. Middle school students at NACA have currently all come from other schools in the district and have lower scores upon entry. In 6th grade, Reading and Math proficiencies are both 8%, and rise to $\leq 20\%$ by 8th grade. Science proficiency for female middle school students is 15 percentage points above their male counterparts. High school Reading achievement scores also show a sharp difference between females (42%) to males (3%), and Science achievement scores decline from 2018-19 SY at 26% from 50% in 2017-18 SY.

Action Plan

NACA's Elementary students are showing strong growth in literacy, and NACA is putting structures in place—including expanded Out of School Time (OST) four days weekly and station-based learning during class time—to continue to grow these results.

- Over the past year, OST Students received small-group literacy instruction, with staff focused on Reading fluidity, comprehension, and word acquisition using culturally relevant texts and leveled readers. Students also played learning games, such as writing common sight words with sidewalk chalk (e.g., of, the, and), and hopping onto the words as they practiced saying them quickly. In Math, students enjoyed quick energizers focused on fluency in addition, subtraction, and fractions.
- NACA participated in the K-3 Plus program in summer 2018, and the K-5 Plus program (for grades K-4) in summer 2019. This provides our elementary students with an additional 25 days of school to minimize “summer slump.”

In upper grades (6-12), NACA is providing OST tutoring, and is adding a STEM-focused project-based OST program this fall. This will help students to increase their understanding of real-life applications for math and science theory.

- NACA's Hiyupo Program is a mentorship program created to support male Native students who are demonstrating poor grades or behaviors such as poor attendance/truancy or repeat infractions. Through in-school advisory and OST opportunities four days/week, students work with mentors to connect with culture, receive direct support to increase their grades, and develop skills to increasingly take ownership for their actions.



B. School Safety

Objective

Ensure that students in New Mexico schools attend safe, secure, and peaceful schools.

Background

New Mexico looks at strategies to keep students, staff, and faculty safe in schools. The School Safety plan offers new research and original approaches with the intent to:

1. Assist schools and their community partners in the revision of the school-level safety plans;
2. Prevent an occurrence or recurrences of undesirable events;
3. Properly train school staff, faculty, and students to assess, facilitate, and implement response actions to emergency events; and
4. Provide the basis for coordinating protective actions prior to, during, and after any type of emergency.

NACA has developed supports to ensure the safety of its students. These provisions include policies and procedures for school safety, student discipline, safety committees, safety implementation plans, prevention plans, emergency response plans, recovery plans, monthly evacuation drills, shelter in place drills and the appropriate filing of required state reports.

Methods

This section includes information on (1) the school's climate and environment and (2) student infractions.

Results

School Climate and Environment

NACA's students are extraordinarily diverse, with over 60 Native American tribes historically represented and 18 different ethnicities. NACA is committed to providing equal access across all school programs and activities in an environment free from discrimination and harassment. We celebrate the unique identities of each student, and acknowledge distinct linguistic, cultural, and socio-organizational backgrounds through culturally-integrated curricula and inclusion of Native languages, histories, and literature.

NACA provides whole school intervention, with high expectations set for attendance, engagement, academic achievement, and the assumption that all students will graduate prepared for secondary education. Each student participates in a holistic Wellness program, integrating academic, physical, relational, and spiritual health in the context of Native identity. Students work with an advisor in small groups, establish a plan for success with their teachers and family; and receive access to student support services. NACA's Healthy Helping program involves parent-child parenting classes and classroom sessions to improve communication and decision-making. The culturally and spiritually grounded program involves implementation of extracurricular activities, summer sessions, a girls group, and sessions with cultural experts. The Youth Mental Health First Aid works to decrease the risk of suicide by increasing the ability of NACA high school parents and NACA staff to intervene effectively. Positive NACA Norms aims to create a supportive school environment that is free of bullying.

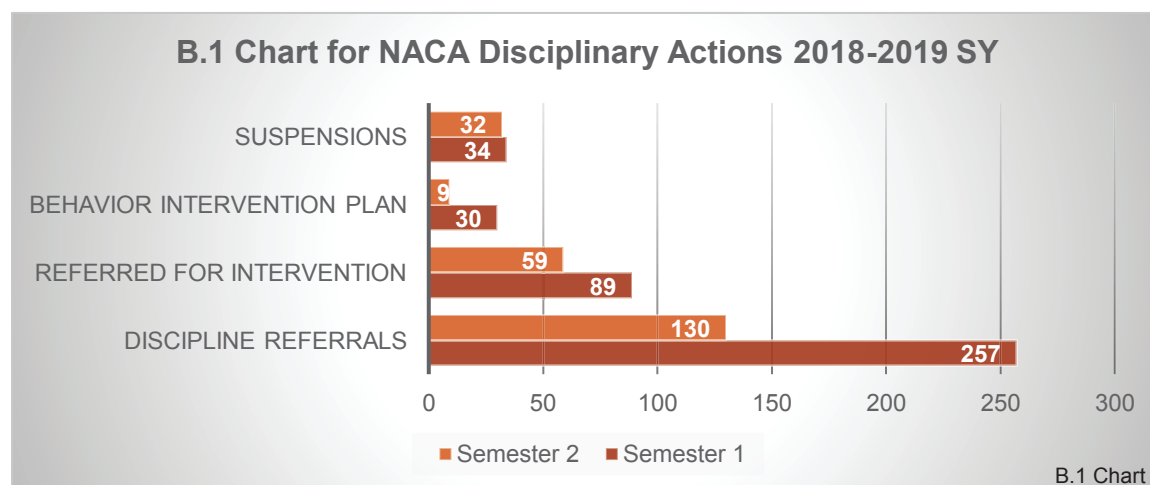
NACA was founded as a community-led school, engaging hundreds of stakeholders in conversations about the role and goals of a charter school serving urban Native youth. These conversations continue to be fostered each year, with mentorship programming, engagement with tribal elders, meaningful family engagement and communities of practice central to our Indigenous Education model. NACA also seeks to offer a transparent organizational culture for our staff, using unbiased data to inform our teaching methods. NACA cultivates a team-approach in curriculum review and brainstorming around challenges. NACA strives to integrate the following core values throughout all programming and structures:



- 1) Respect – Having concern for harmonious relationships; honoring yourself, your peers, your family, your elders, your ancestors, your teachers, your school, your community, your tribe/nation.
- 2) Responsibility – We are responsible to our People; past, present and future, as well as our environment and other living things.
- 3) Community/Service – We belong to the NACA community as well as the communities of our neighborhoods, cities, pueblos, reservations, and nations. This means that, along with rights, we have a responsibility to provide services to make our community a better place for all.
- 4) Culture – We honor and value our own cultures and those of others.
- 5) Perseverance – Indigenous people have endured because of the perseverance and determination of those that came before. We make our ancestors proud by remaining constant to a purpose, idea or task in spite of obstacles.
- 6) Reflection – Indigenous thinking and learning is a reflective process involving a deliberate looking inward, self-awareness and contemplation of deeper meanings.

Student Infractions

When behavioral issues arise, NACA favors a Restorative approach as an opportunity for students to understand the consequences of their actions, to develop empathy for others, and to experience how to make amends in such a way as to strengthen the community bonds that may have been damaged.

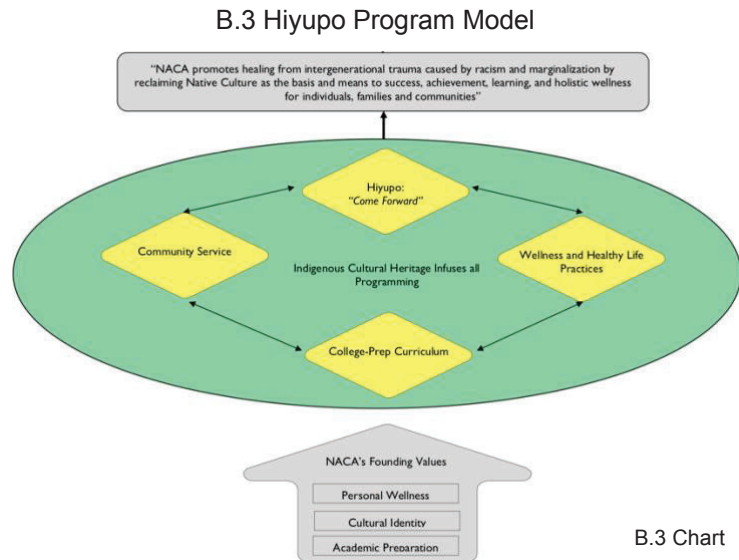


Based on school data, student disciplines for 2018-19 SY includes 257 discipline referrals during 1st semester, with 89 referred for intervention and resulting in 30 Behavior Intervention Plans. During 2nd semester, a total of 130 infractions were referred, with 59 referred on and 9 resulting in Behavior Intervention Plans. Infractions were predominantly for low-level offenses. During 2018-19 SY first semester, 34 suspensions were incurred, and 32 during second semester. These figures are provided in Table B.2 for reference with the Discipline Log provided as Appendix 5.

Table B.2 2018-2019		
Disciplinary Infractions	Semester 1	Semester 2
Discipline Referrals	257	130
Referred for Intervention	89	59
Behavior Intervention Plan	30	9
Suspensions	34	32

Conclusion

NACA promotes healing from intergenerational trauma caused by racism and marginalization by reclaiming Native Culture as the basis and the means to student success, achievement, learning, and holistic wellness for individuals, families and communities. The graphic to the right shows how NACA's founding values support this work. NACA's vision of wellness emphasizes the sacred power and value of meaningful relationships through physical activity, emotional intelligence, and traditional ecological wisdom utilizing the concept of K'e. K'e is the knowledge of kinship and one's relationship to humans, the natural environment, the supernatural, ancestry and future generations.



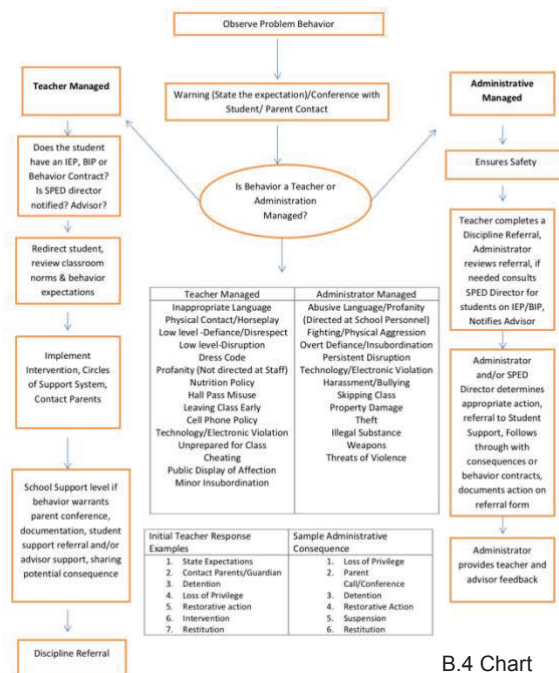
Action Plan

When restorative approaches are inadequate, our Student Handbook provides a clear outline of disciplinary procedures, including an appeal process to ensure that students are treated fairly. NACA's Discipline Flowchart is provided to the right in B.4, to show how the school handles disciplinary actions and ensures the safety of all students, staff and administrators.

According to the Planning for Safe Schools in New Mexico School Guide: "Students cannot learn and teachers cannot teach if they do not feel safe in their school environment. Families and communities expect schools to keep our children safe from threats (i.e., human-caused emergencies such as crime and violence) and hazards (i.e., natural disasters, disease outbreaks and accidents) during the school day, on school grounds and to/from/at off-site school activities." NACA fully supports the goals for safe schools in New Mexico.

According to the 2017 -2018 APS Performance Framework, NACA meets all school governance and reporting, employee, and school environment qualifications. This includes compliance with all governance requirements, school management accountability, teacher and staff credentialing, employee rights, background checks, school facility requirements, health and safety, and information handling. The I-Choose APS Performance Framework is provided for reference as Appendix 2.

B.4 NACA Discipline Flowchart



C. Graduation Rate

Objective

The graduation objective is to ensure that all American Indian students are given the opportunity to graduate from high school with a New Mexico Diploma of Excellence. The high school experience and diploma together provide students with solid preparation for college and career readiness.”

Background

Transitioning to the National Governors Association (NGA) cohort computation method, New Mexico implemented its first 4-year cohort graduation rate in 2009. This adjusted cohort graduation rate improves our understanding of the characteristics of the population of students who do not earn regular high school diplomas or who take longer than four years to graduate. Numerous statistics and reports from the U.S. Department of Labor indicate the importance of a high school diploma and reflect the high economic costs of not completing high school. Since 2003, New Mexico has reported on a 5-year cohort graduation rate for American Indian students in order to better capture the number of students acquiring the New Mexico Diploma of Excellence

Methods

This section examines the APS district Graduation Rates and provides comparison with NM, APS, and NACA. Data is disaggregated by ethnicity, gender, subgroups for economically disadvantaged students, students with disabilities (SWD), and English Language Learners.

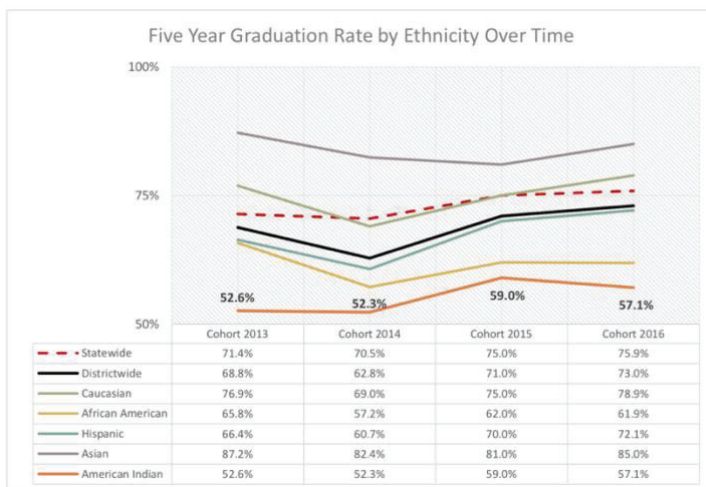
Note that a cohort consists of all students who were first-time freshmen four years earlier and who graduated by August 1 of their 4th year. Additionally, cohorts are tracked for two additional years past their expected year of graduation, yielding 5-year and 6-year graduation rates for the 4-year cohort. These results can be found on the PED website or the School Grade Report Card. Targets for graduation—called School Growth Targets (SGT)—were reset and approved by the U.S. Department of Education (USDOE) in the spring of 2012.¹

Results

District Graduation Rates

APS provided the five-year graduation rate by ethnicity in chart C.1 shown to the right. This chart shows American Indians have the lowest graduation rates in the district. At NACA, our culturally inclusive program and holistic Indigenous Education model has shown to be successful at keeping American Indian youth engaged in academics and supported during the critical identity development stage. NACA's Dropout Rates as reported in NM PED STARS are provided as evidence of NACA's contribution to improve Indian education.

C.1 APS Five-Year Graduation Rate by Ethnicity Chart



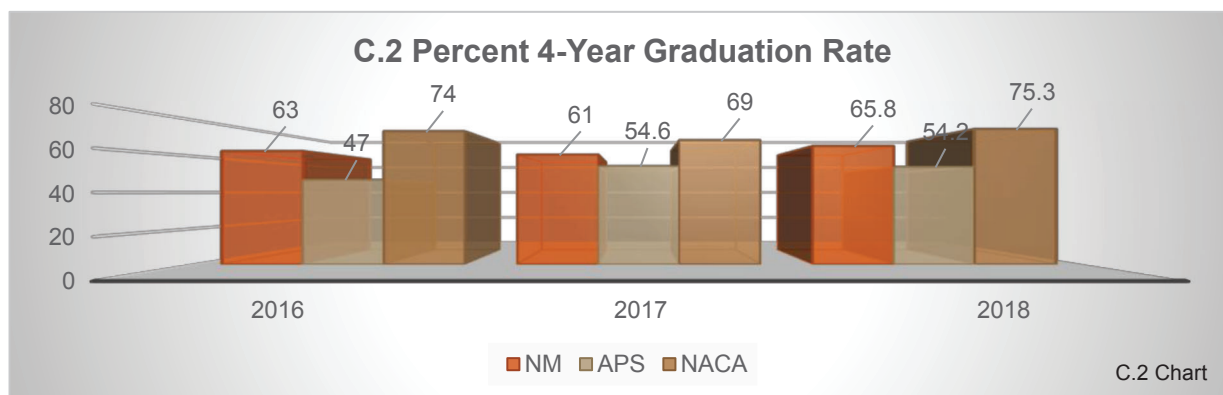
C.1 Chart

¹ Source: <https://webnew.ped.state.nm.us/bureaus/accountability/graduation/>

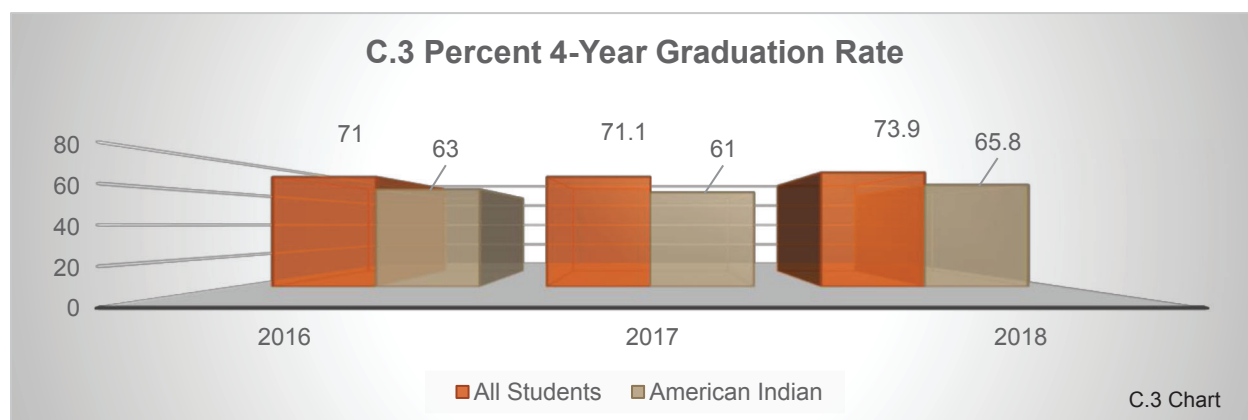
NACA Graduation Rate Comparison

NACA's 4-year graduation rate surpasses that of the state of New Mexico and APS. NACA believes Indigenous Education is a direct factor in its higher graduation rates for AI students. By integrating holistic wellness into the measure of student success that addresses the intellectual, physical, social/emotional and community/relationship of students, as well as programming that is targeted for boys and young men of color, NACA's approach is demonstrating positive outcomes for American Indian students in NM.

In 2016, NACA's 4 year graduation rate was 74% as compared to APS's rate of 47%. In 2017, APS reported a graduation rate of 54.6% for AI students and NACA reported 69%. That grew in 2018, with NACA reporting 75.3% and APS reporting 54.2%.



NM Student Graduation Rates 2016-2018



Above is a side by side comparison of graduation rates for all NM students and NM's American Indian students from 2016, 2017, and 2018. A gradual increase from 63% to 65.8% in number of students who complete a 4-year program and graduate is shown.

Tables C.4 and C.5 in the following pages show that between the 4-year and 5-year cohort groups at NACA, the graduation rate increased from 70% to 81% for all NACA students and from 74% to 83% for American Indian students. The 6-year cohort group had a graduation rate of 85% for all students and the American Indian subgroup. The 4-year graduation rate for the economically disadvantaged subgroup had a significant increase in the 5-year timeframe from 2013 to 2018. Moving from 53.5% in 2013 to 76% in 2018, the 22.5-point rate gain could be in part linked to NACA's expanded student support programs designed to address the needs of economically disadvantaged Native American families.

C.4 NACA's Graduation Rates by Gender, Ethnicity, and Subgroups for Economically Disadvantaged, Students with Disabilities, and English Language Learners for Multiple Years

Graduating class/cohort of 2019 / 4-year graduation rate			Graduating class/cohort of 2019 5-year graduation rate (Available 2020)		Graduating class/cohort of 2019 / 6-year graduation rate (Available 2021)	
School	Group	Rate	Group	Rate	Group	Rate
NACA	All Students	72	All Students	NA	All Students	NA
NACA	Female	NA	Female	NA	Female	NA
NACA	Male	NA	Male	NA	Male	NA
NACA	American Indian	69	American Indian	NA	American Indian	NA
NACA	Econ Disadv	74	Econ Disadv	NA	Econ Disadv	NA
NACA	SWD	71	SWD	NA	SWD	NA
NACA	English Learners	72	English Learners	NA	English Learners	NA

Graduating class/cohort of 2018 / 4-year graduation rate			Graduating class/cohort of 2018 / 5-year graduation rate (Available 2019)		Graduating class/cohort of 2018 / 6-year graduation rate (Available 2020)	
School	Group	Rate	Group	Rate	Group	Rate
NACA	All Students	70	All Students	NA	All Students	NA
NACA	Female	76	Female	NA	Female	NA
NACA	Male	64	Male	NA	Male	NA
NACA	American Indian	74	American Indian	NA	American Indian	NA
NACA	Econ Disadv	76	Econ Disadv	NA	Econ Disadv	NA
NACA	Non Hispanic	71	Non Hispanic	NA	Non Hispanic	NA
NACA	English Learners	NA	English Learners	NA	English Learners	NA

Graduating class/cohort of 2017 / 4-year graduation rate			Graduating class/cohort of 2017 / 5-year graduation rate		Graduating class/cohort of 2017 / 6-year graduation rate	
School	Group	Rate	Group	Rate	Group	Rate
NACA	All Students	70	All Students	81	All Students	NA
NACA	Female	76	Female	87	Female	NA
NACA	Male	64	Male	74	Male	NA
NACA	American Indian	74	American Indian	83	American Indian	NA
NACA	Econ Disadv	76	Econ Disadv	86	Econ Disadv	NA
NACA	Non Hispanic	71	Non Hispanic	80	Non Hispanic	NA
NACA	English Learners	NA	English Learners	85	English Learners	NA

Graduating class/cohort of 2016 / 4-year graduation rate			Graduating class/cohort of 2016 / 5-year graduation rate		Graduating class/cohort of 2016 / 6-year graduation rate	
School	Group	Rate	Group	Rate	Group	Rate
NACA	All Students	70	All Students	81	All Students	85
NACA	Female	76	Female	87	Female	92
NACA	Male	64	Male	74	Male	77
NACA	American Indian	74	American Indian	83	American Indian	85
NACA	Econ Disadv	76	Econ Disadv	86	Econ Disadv	89
NACA	Non Hispanic	71	Non Hispanic	80	Non Hispanic	NA
NACA	English Learners	NA	English Learners	85	English Learners	96



C.5 NACA's Graduation Rates by Gender, Ethnicity, and Subgroups for Economically Disadvantaged, Students with Disabilities, and English Language Learners for Multiple Years

Graduating class/cohort of 2015 / 4 year graduation rate			Graduating class/cohort of 2015 / 5 year graduation rate		Graduating class/cohort of 2015 / 6 year graduation rate	
School	Group	Rate	Group	Rate	Group	Rate
NACA	All Students	66.6	All Students	73	All Students	75.0
NACA	Female	76.9	Female	82	Female	82.1
NACA	Male	53.6	Male	60	Male	65.9
NACA	Hispanic		Hispanic		Hispanic	74.2
NACA	American Indian	67.4	American Indian		American Indian	78.4
NACA	Econ Disadv	71.2	Econ Disadv		Econ Disadv	80.1
NACA	SWD	29.3	SWD		SWD	
NACA	English Learners	73.2	English Learner	81	English Learners	81.5

Graduating class/cohort of 2014 / 4 year graduation rate			Graduating class/cohort of 2014 / 5 year graduation rate		Graduating class/cohort of 2014 / 6 year graduation rate	
School	Group	Rate	Group	Rate	Group	Rate
NACA	All Students	64.7	All Students	73.7	All Students	83
NACA	Female	79.3	Female	88.5	Female	89
NACA	Male	50.5	Male	59.0	Male	76
NACA	Hispanic	73.4	Hispanic	73.4	Hispanic	
NACA	American Indian	63.8	American Indian	74.3	American Indian	84
NACA	Econ Disadv	60.4	Econ Disadv	72.5	Econ Disadv	83
NACA	English Learners	71.4	English Learners	80.3	English Learners	≥ 80

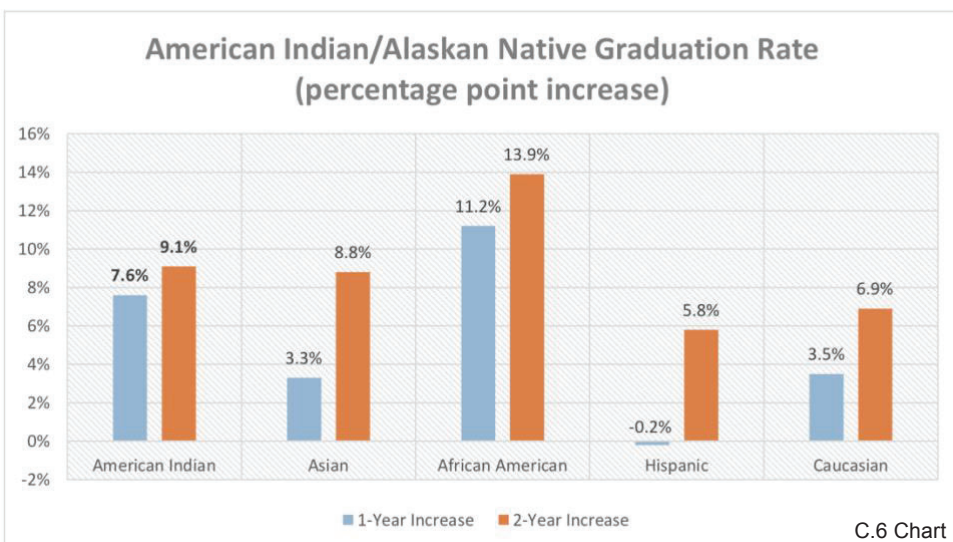
Graduating class/cohort of 2013 / 4 year graduation rate			Graduating class/cohort of 2013 / 5 year graduation rate		Graduating class/cohort of 2013 / 6 year graduation rate	
School	Group	Rate	Group	Rate	Group	Rate
NACA	All Students	57.2	All Students	68.4	All Students	69.7
NACA	Female	73.6	Female	81.2	Female	81.2
NACA	Male	47.0	Male	60.5	Male	62.2
NACA	Hispanic		Hispanic		Hispanic	
NACA	American Indian	55.3	American Indian	65.9	American Indian	67.2
NACA	Econ Disadv	53.5	Econ Disadv	67.1	Econ Disadv	68.8
NACA	SWD	76.0	SWD	76	SWD	76.0
NACA	English Learners	66.0	English Learners	77.7	English Learners	77.7

*Results are blank for subgroups with fewer than 10 student records to comply with confidentiality requirements.

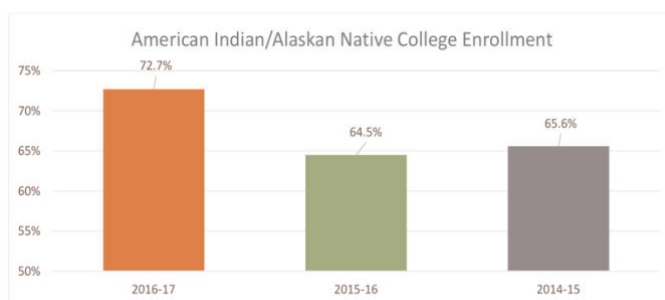


Conclusion

Overall, the number of AI/AN student graduates have increased, however, AI/AN students continue to have the lowest graduation rate when compared to other student groups. Chart C.6 below from APS shows the percentage point increase in Native American Graduation Rate.



With the new NACA high school campus now open at Central New Mexico (CNM) Community College, supports are being put into place to track the college experience of NACA alum. This is direct support that will help students to stay enrolled and on track for a certificate, degree, or transfer to a four-year institution. The chart C.7 to the right shows the overall APS district increase in college enrollment from 2014 to 2017.



C.7 Chart

Action Plan

NACA is committed to leveraging the power of our cultures, communities, and languages to transform Indigenous Education, empowering Native youth to attend and complete a college education and become leaders in their communities. NACA now has committed leadership, with four staff supporting College Engagement work. Having staff to support the efforts to prepare students and their families for college is important for students who are preparing to be first generation college students. Extending NACA's academic and social/emotional supports to alumni and their families through family engagement sessions, orientation meetings for graduating seniors enrolled at CNM or UNM, and one-on-one planning and coaching sessions with students is an important step in developing the kind of community-driven support Native students need as they prepare for college. NACA alumni are also increasingly engaged at the college level as NACA works to widen the understanding of what excellence and academic success look like. By examining how students are engaging in leadership and how that leadership serves students beyond NACA and into college, NACA is able to develop and test strategies that support the increase in graduation rates for Native American students.

D. Attendance

Objective

The attendance objective is to assure that all students attend school every day and on schedule. This will be accomplished by supporting school district initiatives addressing the decrease in dropout rate and increase in attendance.

Background

The Compulsory School Attendance Rule (61089 NMAC) takes into consideration the sovereignty of every American Indian pueblo or tribe. The rule requires an established set of policies to be identified with each governing entity in support of the cultural well-being of the student, with the goal of keeping children in school until the age of eighteen. The local school board/governing body of the public or charter school adopts the attendance policy. The attendance rate is reported by each district that serves a large American Indian student population or one that borders on or around tribal lands. New Mexico pursues programs and strategies to meet the needs of at-risk students and to address obstacles associated with keeping students in school. New Mexico districts and schools actively pursue programs focused on addressing the academic needs of at-risk students and building capacity of truancy intervention programs. In addition, some school districts have established agreements with outside agencies to jointly provide for the educational and social needs of students who are at risk of dropping out. Students who drop out negatively affect the 4-year (freshman) cohort graduation rate for the state, which results in a lower graduation rate.

Methods

This section includes two categories: *Habitually Truant Rate* and *Attendance Rate*. Data has been obtained from the attendance officer or STARS coordinator. The results are based on NACA's school data. APS district results from the prior year are disclosed for reference. NACA's School Attendance Policy is provided in the conclusion

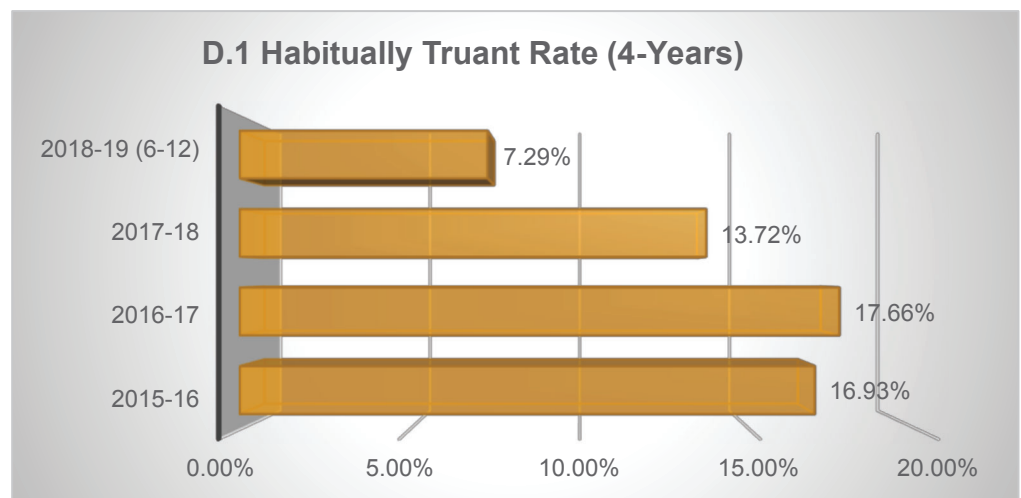
Results

Habitually Truant Rate:

A student is considered habitually truant if he or she has a total of 10 or more full-day, unexcused absences in a school year within that district. When looking at total days present—across the school, students averaged attendance 86.6% of school days, based on Schoolmaster data for 466 students enrolled at any time between 8/9/17 and 4/20/18. According to the Student Teacher Accountability Reporting System (STARS) data at the 120-day count, 37 unique students were absent 2.5 to 4.5 days, 9 unique students were absent 5 to 6 days, and 4 unique students were absent 9 or more days. An additional 3 students unenrolled with more than 10 days of absences.

Attendance Rate

NACA reports absences with excused and unexcused identifiers through STARS, at 40th-, 80th, 120th-day, and end-of-year intervals in a manner as specified by PED. STARS tables were sorted by the attendance rates of American Indian students, capturing the 80th day attendance.



D.1 Chart



D.2 NACA Student Attendance rates for 2018-2019 SY										
ALL STUDENTS	GENDER		RACE/ ETHNICITY					ECON DISADV	SWD	ENGLISH LEARNER
	MALE	FEMALE	AFR AMER	ASIAN	CAUCASIAN	HISPANIC	NAT AMER			
96%	96%	96%	98%	NA	95%	94%	96%	96%	95%	95%
From the 2018-19 End of Year STARS Attendance Report										

District Attendance Rate

The following statement is made in the 2017-2018 Tribal Education Status Report for Albuquerque Public Schools:

AI/AN students consistently have attained a lower attendance rate as compared to the other subgroups over a six-year span. In the past five years, the AI/AN attendance rate was dropping lower each year; as was the trend for all students in the district. The causes for this attendance decrease was not known. However, during the 2017-2018 school year, the AI/AN attendance rate rose 2.5 percentage points since the previous school year and the gap between AI/AN students attendance and the other subgroups has narrowed. Additionally, the percent of students with 10 or more full-day unexcused absences also showed a decrease during the 2017-2018 school year. The attendance rate for American Indian/Alaskan Native students increased from the previous school year. During the 2017-2018 school year, APS made it a priority to increase attendance rates for all students. The district has improved the monitoring of absences, increased communication with parents, and created a climate in which students appreciate the value of coming to school.

Conclusion

The Native American Community Academy (NACA) defined the school's attendance policy, Attendance Success Initiative (ASI), within the first nine weeks of SY18-19 to reflect the tiered structure of intervention supporting the process for comprehensive attendance success. The Attendance Team including the Attendance Success Coach, Director of Student Support Services, and Heads of School to discuss the current policy and changes to be made. A new policy supportive of the ASI has been drafted, reviewed and approved by the Governing Council, and was put into effect by October 5, 2018. Interventions currently include the following:

- Lunchtime detention
- Saturday school (for kids who miss lunchtime detention)
- Mandatory Afterschool Study Hall (MASH) for students referred for incomplete homework
- Partners – MOU with one Pueblo and develop new MOU partnerships to support attendance.
- OST Tutoring, working with AmeriCorps members

NACA School Attendance Policy

Absences, whether excused or unexcused, are detrimental to the learning process because work made up outside of class is not as effective as the actual classroom experience. NACA encourages parents/guardians to ensure their children attend school to maximize their learning and increase their chances of a successful academic career. Consistent, daily attendance in school is linked to student success and achievement. In addition, regular attendance helps students develop self-discipline, which is essential for postsecondary education, training, and employment. NACA administration and staff work with families to provide support, guidance, and resources necessary to assure success. Students enrolled in NACA are required to attend classes in accordance with the New Mexico Compulsory Attendance Law (22-12-1 to 22-12-7 NMSA 1978). Further Information Regarding Attendance:

- Students are required to have a 95% average daily attendance rate or higher. School-related activities do not count against attendance rates. This means no more than 4.5 absences per student/per semester.



- Students who fail to meet the 95% attendance rate may not be given credit for that class and may be excluded from extra-curricular activities.
- Students will be encouraged to make up all absences by attending scheduled mandatory after-school study hall (MASH), afterschool tutoring support or Saturday School.
- NACA will notify parents/guardians when their child has accumulated 3, 5, 7, and 10 absences in one or more classes and said student will be placed on an Attendance Contract or referred for truancy coaching.
- If efforts to improve attendance are not successful after notification, the school will, in accordance with NMSA 1978 §22-12-7C, report the habitual truant to the probation office of the Second Judicial Court as well as the relevant Tribal Truancy offices and Tribal Courts. For this section only, absences due to suspension or expulsion will be counted as excused absences.
- A student may be administratively withdrawn from NACA if the student has been absent for ten (10) consecutive school days and his/her absences are unexcused, provided the school has made substantial effort to contact the student and parent/guardian by telephone or home visit for the purpose of identifying the reasons for non-attendance and developing strategies to address them.
- Students have the right to appeal the denial of credit in this attendance policy.

Cultural absences are considered separately. Students who practice their culture/religion by praying, dancing, or taking part in traditional ceremonies are allowed excused absences, as long as the parents/guardians provide an official documentation or letter from tribal/cultural officials (governor, council delegates and/or religious leaders) stating that students are participating in cultural activities. Social ceremonial absences are distinct from cultural absences. Students who attend Pow Wows, Feast Days and other social ceremonies that are not practicing the religious piece of said ceremony will be deemed unexcused.

Action Plan

The Native American Community Academy (NACA) revisited the school's state charter attendance policy within the first nine weeks of SY18-19 to reflect the tiered structure of intervention supporting the process for comprehensive attendance success detailed in the Attendance Success Initiative (ASI) proposal to NMPED. The Attendance Team including the Attendance Success Coach, Director of Student Support Services, and Heads of School. NACA's Truancy Support offers individual support for students and families to address attendance concerns in collaboration with the attendance team, teachers, and advisors to support the student's academic success.

As a charter school that has students enrolled from across the greater Albuquerque area, NACA has the challenge of some students who do not live near a bus stop incurring ongoing attendance issues (especially when family does not have reliable transportation). To ensure NACA's attendance data is correct, NACA is mentoring teachers to reliably take attendance and increasing monitoring to incent consistent compliance. NACA provides supports for teachers in notifying parents of missed classes, and awards students with incentives for perfect attendance.

NACA has worked to develop policy norms at school around **total attendance**, educating families on needs for students being at school, rather than primarily focusing on reducing unexcused absences.



E. Parent and Community Involvement

Objective

The parent and community involvement objective is to ensure that parents; tribal departments of education; community-based organizations; urban American Indian community members; the U.S. Department of Education; universities; and tribal, state, and local policymakers work together to find ways to improve educational opportunities for American Indian students by encouraging and fostering parental and community involvement within public and charter schools.

Background

The importance of parent involvement in education has been documented as benefitting students, parents, teachers, and schools—whether the program is at the preschool or elementary, middle, or high school levels. Studies have shown that when parents participate in their children’s education, the result is an increase in student academic achievement and an improvement in the student’s overall attitude and school behavior. There is also improved attendance, fewer discipline problems, and less bullying. Higher aspirations have been correlated to parent involvement as have improved attitudes, enhanced interest in science among adolescents, increased language achievement, and sustained achievement gains.

Methods

NACA’s commitment to parent involvement goes beyond fundraisers and booster clubs, ensuring that parents have an active voice in decision-making, feel welcome on the campus at any time, are aware of what their children are learning and how to support their children at home, and receive clear supports in advocating for their children. NACA supports a NACA Parent Community, where teachers and administrators engage parents in planning cultural and language events inviting students’ groups to share their learning cross generationally with families. An example of this is a recent workshop where students trained parents to make healthy teas from traditional plants. A weekly evening Keres language class is offered to accommodate parents in learning the language with students, and children. Parents are invited to college planning workshops where upper classmen (often first-generation college students) share with families what to expect, and how to support their child in applying to college. Student Led Parent Conferences are held each semester, and an online anonymous survey is completed each spring by students, parents, teachers, administrators, and community partners. Parents are invited in to share traditional storytelling, language practice, and other cultural skills such as traditional weaving with the children. Parents and community members are also invited to participate in a boys mentorship group called the Hiyupo Alliance, serving as “aunties” and “uncles” to support the participants during community bike outings, traditional skill building events, weekly work on bicycle maintenance, and many other activities which occur 4 days/week afterschool. These practices support the indicator of quality family engagement.

Results

In partnership with the NACA Inspired Schools Network, NACA has engaged in an annual qualitative survey called the Quad for the past four years (see Appendix 6). Students, parents, teachers, administrators, and community partners anonymously complete this survey online each spring. Over the last four years, the following concerns have been pinpointed, based on results that scored below a 4 on a 5 point scale, and averaged the lowest scores across all years. The 2019 report is attached for reference – a note that NACA scored no “poor” results, which are scores below 3—but desires to have its benchmarks above average, to ensure NACA students are receiving the best education possible and the community is fully supported. The results of NACA’s approach to Parent Involvement are measured with parent and student statements from the Quad Survey.



E.1 NACA Quad Survey Four Year Averages for Parent/Family Statements						
Survey	Survey Question	2016	2017	2018	2019	4 year Average
Parent / Family	The school has provided opportunities for my child to engage in his/her cultural identity.	4.93	4.69	6.67	4.71	4.75

Survey	Survey Question	2016	2017	2018	2019	4 year Average
Parent / Family	I believe that this school is fulfilling a need in the community	4.75	4.64	4.69	4.65	4.68

Survey	Survey Question	2016	2017	2018	2019	4 year Average
Parent / family	I feel respected and heard in interactions with the staff at school.	4.56	4.52	4.47	4.40	4.39

Conclusion

NACA is a community-led school that works closely with partners to envision a more equitable and effective school opportunity. NACA launched in 2005 through a community listening process that hosted hundreds of conversations with community stakeholders, and has continued to foster relationships. Some of the community partners NACA has a relationship with include:

- Southwest Youth Services (southwestyouthservices.org) offers the Native Youth Wellness Corps, which provides enrichment programming around nutrition and wellness for NACA students.
- La Plazita Institute (laplazitainstitute.org) partners with NACA to offer FoodCorps New Mexico, a program dedicated to equipping service members with the skills, knowledge and experiences to address the root causes of food injustice, while also providing hands on training and technical assistance in subjects like desert farming, school gardening, traditional foods, and community organizing(<https://foodcorps.org/>). NACA youth travel to La Plazita's gardens weekly to engage in this hands-on work.
- Indian Pueblo Cultural Center (IPCC, indianpueblo.org) – The land surrounding the main NACA campus is shared with the IPCC and governed by the 19 Pueblo tribes of New Mexico. NACA works closely with IPCC, and NACA students enjoy many of the center's resources. NACA and IPCC work together on management and curriculum to engage and collaborate with the Pueblo communities.
- Americans for Indian Opportunity (aio.org) partners with NACA in sharing Indigenous dialogue and providing programming around Indigenous value-based leadership. AIO shares resources that prepare NACA students and help them to understand the strengths Indigenous communities and to face the issues impacting all Indigenous people.
- First Nations Community HealthSource (fnch.org) provides services at NACA's campus-based health center, offering physical and behavioral supports including physicals, counseling, and referrals to community resources for mental health support.
- A Community of Practice around Social Emotional Learning (SEL) includes NACA as one of five schools serving students who have experienced marginalization. This group meets monthly, working together to identify SEL practices that are especially effective for students of color.

Action Plan

NACA serves 467 students in grades K-4 and 6-12 and will grow to be a full K-12 school in the 2020-21 SY. The community-led model offers an effective structure to help NACA align all grade levels, and capitalize on partner and resource synergies between our two campuses with its four pillars: integrated student supports, expanded and enriched learning time opportunities, active family and community engagement, and collaborative leadership and practices. NACA has additionally applied for a one-year Community School planning grant, and with this support NACA will conduct a needs assessment and map community assets, looking at indicators related to school culture and climate, student academic achievement, student attendance, student behavior, quality family engagement, and graduation rates and college and career readiness, and working on strategies to further engage families and the community.



F. Educational Programs Targeting Tribal Students

Objective

The tribal students' educational programs objective is to recognize and support the unique cultural and educational needs of American Indian students enrolled in public schools and charter schools.

Background

The Indian Education Act prioritizes support to meet the unique educational and culturally relevant academic needs of American Indian and Native Alaskan students through the efforts of LEAs, Indian tribes and organizations, postsecondary institutions, and other entities. American Indian students are challenged to meet the same state academic standards as all other students are expected to meet. Integrated educational services, in combination with other programs, are offered to best ensure that American Indian students and their families can meet and take advantage of those academic opportunities.

Methods

NACA's educational programs tailored to support students' cultural development include the following:

Indigenous Language Program

The vision of Indigenous languages for Young Native Leaders at NACA strives to promote a sustainable learning environment that supports language development through innovative classroom settings and culturally specific experiences in connection with the land, personal wellness, and surrounding Indigenous communities. The students' knowledge and skills within language and culture will be measured against NACA's leveled indicators of language proficiency. Students will acquire the skills that they can carry forward into the community to become lifelong learners of language and culture. The long-term goal is to help students to speak confidently while effectively navigating situations that enable them to express themselves properly in formal/informal Indigenous language social gatherings.

STEM Out-of-School Time (OST) Activities

To help grow student Math proficiencies, NACA launched a new middle school Science, Technology, Engineering, and Math (STEM) Out of School Time (OST) program. The program enable 60 students struggling with Math proficiency (20 in each of 6th, 7th, and 8th grades) to explore math concepts and direct learning applications in a fun, low-stress after school atmosphere. Program activities include options such as computer coding, robotics, math in art, carpentry, and more. The program is structured around specific in-school math concepts designed to reinforce students' understanding, keep students on track, and provide real life and culturally relevant applications. Students are also be paired with a tutor, who will help participants to apply concepts and complete weekly math homework.

Land Based Curriculum

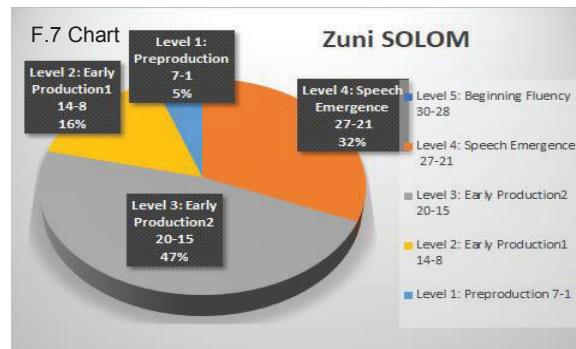
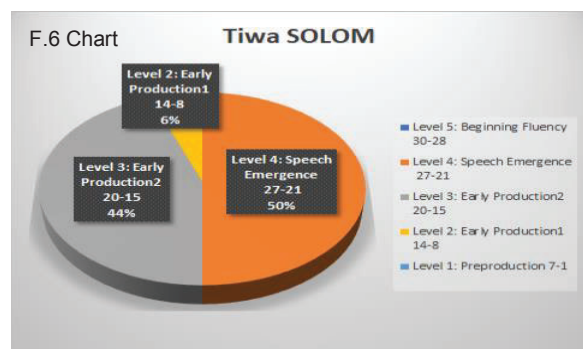
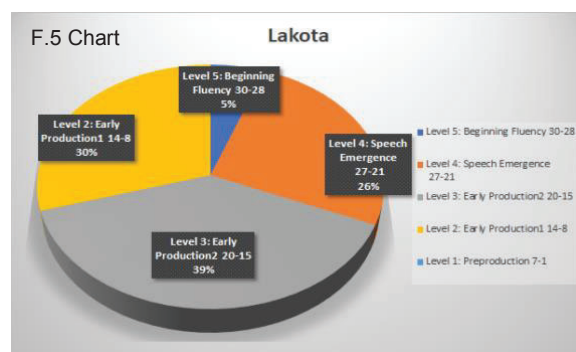
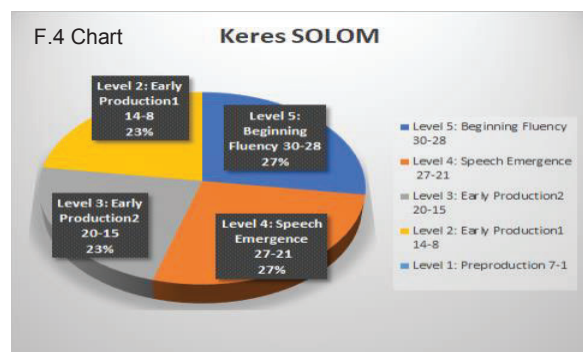
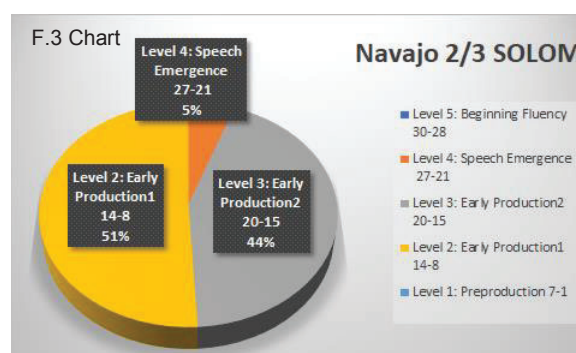
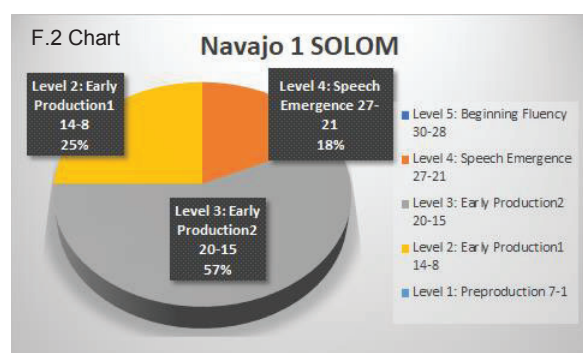
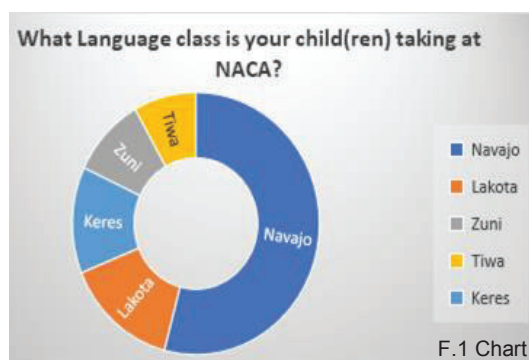
NACA is working to develop and implement a land-based curriculum that will help urban Native youth reconnect with land and support their Indigenous identity development. Central to Native identity is the relationship to land. The land of ancestors, reservation land, and homeland are terms that describe the foundational relationship and connection Native Americans have to something greater than themselves. This relationship is cultivated from childhood to adulthood and is central to the formation of a healthy Native identity and a sense of belonging. Interactions with the land teach core concepts of work, respect, stewardship, environmental preservation, reverence, sovereignty, and much more. NACA is working to incorporate Indigenous wisdom with the development of a land-based curriculum.



Results

Indigenous Language Program

NACA has improved the process by which wellness is integrated into its classroom instruction. NACA has modified assessment tools to reflect this shift toward wellness, as well as adopt a more comprehensive student and family self-assessment. The school has meaningfully integrated wellness into its instruction and encouraged language development by identifying community partners to work with (4H & University of Victoria Linguistics & NACA Elem.). To measure the level of language fluency, NACA uses the Student Oral Language Observation Matrix (SOLOM). The SOLOM results for all Indigenous languages taught at NACA are provided below:



STEM OST

Statistics for Math proficiency are troubling across the board in education. Even affluent students struggle, but it is disproportionately difficult for low-income, urban American Indian students who are facing additional learning barriers and challenges that most non-Native students do not experience.

To truly prepare a child for success, NACA has demonstrated how the school experience must be integrated and holistic, to reach out and honor the child on many levels. To increase math proficiencies, NACA is developing a new STEM OST opt-in program that incorporates student-led design. It is founded on evidence-based practices in project-based learning (PBL) to present the creative, imaginative side of STEM. PBL has been shown to improve students' understanding and engagement of science, as well as their problem-solving and collaboration skills, to a greater extent than traditional methods (Geier et al., 2008). Students are surveyed to see what STEM areas they are interested in, and low-performing students are mentored through their daily Advisory class to identify OST activities they enjoy, and are encouraged and incented to participate. Clubs are taught by NACA instructors, and students work with STEM tutors in small groups (1:6 ratio) weekly to reinforce in-class concepts with STEM approaches. Students engage with abstract math in creative and culturally relevant ways to grasp concepts and build confidence as they attain new skills, realize unique strengths, and experience exciting ways they can apply in-school learning to “real world” questions. NACA has already had strong results with computer coding and robotics, as 60 “not math” kids participated in a Cultivating Coders workshop with exciting results.

Land- Based Curriculum Goals

NACA's educational model is designed to meet the unique needs of urban Native families who are coping with the generational trauma of colonization, including the separation from land, language, culture, and community. This curriculum project integrates land-based elements of learning throughout all K-12 coursework. It results in land-based student defined performance tasks that will support understanding of sovereignty, stewardship, and environmental preservation. Beginning in 2018-19, students began completing land-based performance task that demonstrates comprehensive application of multidisciplinary coursework in the context of land-based Indigenous knowledge. Outcomes are measured by teacher reporting using competency-based grading, and by the annual Quad qualitative survey completed by students, teachers, administrators, and families to gauge alignment with mission.

Conclusion

Indigenous Language

The majority of students across language classes can recognize, recall and respond to simple questions and prompts. Students appear to be unsure and are progressing through the early stages of recognizing, recalling, and responding to complex questions and prompts. The majority of students actively participate in the wellness component and recognize that they are able to better understand the language used while actively participating. These students also recognize that the wellness activities reinforce their language learning as these phrases could be used outside the activities. Family survey data shows the continued trend that the majority of households are speaking English and rarely speaking to their student in their language. Of the families who speak in their household they have also noted positive changes in their child learning language here at NACA. Furthermore, we found that the students' exposure to language if not in the household is through their extended relatives, which is why we have started to integrate more community events and functions. Increasing access to Indigenous Language programming is promoting progress toward language proficiency, and family engagement through attendance at community events such as language nights. These efforts are designed to further deepen students' connection to their Indigenous identity.



STEM OST

NACA anticipates the following results through the STEM OST program:

- **Skills/Knowledge:** Students will stay apace with daily math activities, and demonstrate understanding and retention of learned concepts, skills, and knowledge over time.
- **Attitude/Opinion:** Students will deepen their engagement with school as a result of STEM OST and look forward to attending activities after school. They will become comfortable with staff, peers, and their own strengths, and attitudinal barriers will be reduced. Students will have confidence trying new learning opportunities.
- **Behavior:** Students will consistently attend STEM OST and complete homework on time.
- **Circumstance:** STEM OST will ensure students are safe and supervised after school, while supported in learning, problem solving, and expressing themselves.

Land- Based Curriculum

Each grade level will develop a land-based performance task to complete over the 2019-20 school year. The performance task is aligned with the Indian Education Act as it provides for the study, development and implementation of educational systems that positively affect the educational success of NACA students.

Action Plan

Urban Native youth are challenged to develop a relationship to their culture, traditional language, and their homeland or reservation. Disconnection can leave a displaced sense of belonging, impacting self-esteem, security, and identity. NACA has been successfully re-imagining Indigenous Education for urban Native youth for more than a decade, embracing Native culture, language, and identity as integral tools for student success and community transformation. NACA aims to support urban Native students in developing an understanding of the world in the context of Indigenous thought; helping students to foster a connection to who they are and who they want to become.

Longer-term (2-4 year) outcomes of NACA's Indigenous Education model is focused on the much-needed generational healing, centered on helping students and families to grow in their holistic wellness. Over the next four years, we are working to engage an increasing number of students, as well as their families, in actively cultivating relationships with their culture, traditional language, and the land around them through NACA-led activities. This includes increased access to Native language classes, and increased family-centric, environmental activities and land-based programming.

Ultimately, the work of NACA is focused on the long term generational goal of completely eradicating the education achievement gap for Native American youth, ensuring that the coming generations have the community and educational supports in place that will allow them to be the future leaders our tribal communities need.



G. Financial Reports

Objective

The financial objective is, using public school funds, to ensure that New Mexico schools provide adequate operational resources to provide and improve services to NM tribal students. These services will meet the educational needs and provide opportunities to tribal students attending NM public schools.

Background

The New Mexico public school funding formula is based on a model developed by the National Education Finance Project (NEFP) in the late 1960s and early 1970s. As a tool for better decision making, the model had great potential because of the variety of data that could be accommodated and the ease with which new data could be added and new decision options made available.

Prior to the creation of the current formula, school funding methods had created a high degree of dis-equalization among districts because of differences in local wealth. The gap between rich and poor districts was broad, and the revenue that would be required to reach full equalization with the richest districts was staggering.

The goal of the new formula, therefore, was clear: to equalize educational opportunity at the highest possible revenue level, while minimizing the financial loss to the richest districts. As a result of the committee's work, the 1974 New Mexico Legislature enacted the Public School Finance Act, which has been widely acclaimed as one of the most innovative of the school finance plans currently being used across the country.

The formula is designed to distribute operational funds to school districts objectively and in a non-categorical manner, while providing for local school district autonomy. Formula dollars received by local districts are not earmarked for specific programs. Within statutory and regulatory guidelines, school districts have the latitude to spend their dollars according to local priorities.

In place for more than four decades, the public school funding formula has been under constant analysis. For the most part, the results of these analyses have supported statutory data-based refinements to the structure of the formula, while maintaining the philosophical concept of educational equity for all students.

Methods

This section verifies the funding sources for program that support NACA's student population using funding codes: 25147 (Impact Aid/Title VI), 27150 (School District Initiative Grant), and 24101 (Title 1 - IASA). NACA does not receive funding for codes: 25209 (Native American Programs), 25201 (Navajo Program), or 25131 (Johnson O'Malley). This has been verified by Joseph Lucero, Business Manager with the Vigil Group. His contact information is listed for reference.

Joseph Lucero, Business Manager **The Vigil Group LLC**,
1776 Montano Rd. NW Los Ranchos de Albuquerque, NM 87107
(505) 938-7705 (Direct) (505) 903-6428 (Fax)

The results of this report include a summary of NACA's revenues and expenditures in FY 2018-2019 and the information provided in Albuquerque Public School District 12 Comprehensive Annual Financial Report related to NACA Foundation is cited. A budget to actuals full audit report for all NACA's Title funds is attached as Appendix 3. The conclusion looks at state and federal funding provided for NACA programs and NACA's philanthropic efforts to support its programs. Details on the programs funded are listed in the action list.



Results

This section verifies the funding activity at NACA using funding codes: 25147 (Impact Aid/Title VI), 27150 (School District Initiative Grant), and 24101 (Title 1-ISA). These programs support instruction materials and supplies, salaries, and benefits for NACA teachers and staff, with some funds going to professional or technical services.

G.1 Table Data on Funding Code 25147 (Impact Aid/Title VI) Accounting Cycle: FY2018-2019; Account Type: Expenditure

Fund	Acct. Desc.	Trans. Date	Trans. Desc.	Description	Budget	Actuals	Encumbrance	Available
25147	Instruction-General Supplies and Materials	7/1/2018	Adopt Budget	Adopt Budget: This Budget Item was adjusted from the PED OBMS Budget Export - Data Import file on 07/09/2018.	\$1,280.00	\$0.00	\$0.00	\$1,280.00
25147 Total					\$1,280.00	\$0.00	\$0.00	\$1,280.00

G.2 Table Data on funding Code: 27150 (School District Initiative Grant) Accounting Cycle: FY2018-2019; Account Type: Expenditure

Account Code	Description	Actual (Date Range)	Budget (YTD)	Actual (YTD)	Encumbrance (YTD)	Available (YTD)	% of Budget
27150-1000-51100-1010-001006-1411-00000	Instruction-Salaries Expense	\$14,995.00	\$14,995.00	\$14,995.00	\$0.00	\$0.00	100.00
27150-1000-52111-0000-001006-0000-00000	Instruction-Educational Retirement	\$2,084.00	\$2,084.00	\$2,084.00	\$0.00	\$0.00	100.00
27150-1000-52112-0000-001006-0000-00000	Instruction-ERA - Retiree Health	\$300.00	\$300.00	\$300.00	\$0.00	\$0.00	100.00
27150-1000-52210-0000-001006-0000-00000	Instruction-FICA Payments	\$930.00	\$930.00	\$930.00	\$0.00	\$0.00	100.00
27150-1000-52220-0000-001006-0000-00000	Instruction-Medicare Payments	\$217.00	\$217.00	\$217.00	\$0.00	\$0.00	100.00
27150-1000-53414-1010-001006-0000-00000	Instruction-Other Professional/Technical Services	\$3,020.00	\$0.00	\$3,020.00	\$0.00	(\$3,020.00)	0.00
27150-1000-55915-1010-001006-0000-00000	Instruction-Other Contract Services	\$0.00	\$6,480.00	\$0.00	\$0.00	\$6,480.00	0.00
Subtotal of Element: [Function] 1000 - Instruction		\$21,546.00	\$25,006.00	\$21,546.00	\$0.00	\$3,460.00	86.16
Subtotal of Element: [Fund] 27150 - Indian Education Act		\$21,546.00	\$25,006.00	\$21,546.00	\$0.00	\$3,460.00	86.16

The instruction contract services support NACA Indigenous language instructors who teach elementary, middle, and high school students in each language (Diné, Zuni, Keres, Tiwa, and Lakota). These programs enhance the school's Indigenous Education model and improve the academic and cultural achievement opportunities in alignment with the requirements of the Indian Education Act.



G.3 Table Data on Funding Code: 24101 (Title 1 - IASA) Accounting Cycle: FY2018-2019

Account Code	Description	Actual (Date Range)	Budget (YTD)	Actual (YTD)	Encumbrance (YTD)	Available (YTD)	% of Budget
24101-1000-51100-1010-001006-1411-00000	Instruction-Salaries Expense	\$90,134.63	\$104,999.00	\$90,134.63	\$7,526.71	\$7,337.66	85.84
24101-1000-52111-0000-001006-0000-00000	Instruction-Educational Retirement	\$12,267.77	\$14,438.00	\$12,267.77	\$1,003.61	\$1,166.62	84.96
24101-1000-52112-0000-001006-0000-00000	Instruction-ERA - Retiree Health	\$1,764.97	\$2,101.00	\$1,764.97	\$144.35	\$191.68	84.00
24101-1000-52210-0000-001006-0000-00000	Instruction-FICA Payments	\$2,972.86	\$6,511.00	\$2,972.86	\$225.20	\$3,312.94	45.65
24101-1000-52220-0000-001006-0000-00000	Instruction-Medicare Payments	\$1,092.75	\$1,524.00	\$1,092.75	\$95.65	\$335.60	71.70
24101-1000-52311-0000-001006-0000-00000	Instruction-Health and Medical Premiums	\$11,517.45	\$87.00	\$11,517.45	\$1,034.40	(\$12,464.85)	13,238.44
24101-1000-52312-0000-001006-0000-00000	Instruction-Life	\$20.03	\$0.00	\$20.03	\$1.80	(\$21.83)	0.00
24101-1000-52313-0000-001006-0000-00000	Instruction-Dental	\$554.44	\$0.00	\$554.44	\$50.16	(\$604.60)	0.00
24101-1000-52314-0000-001006-0000-00000	Instruction-Vision	\$152.75	\$0.00	\$152.75	\$13.76	(\$166.51)	0.00
24101-1000-52500-0000-001006-0000-00000	Instruction-Unemployment Compensation	\$163.93	\$1,026.00	\$163.93	\$11.69	\$850.38	15.97
24101-1000-52720-0000-001006-0000-00000	Instruction-Workers Compensation Employer's Fee	\$0.00	\$121.00	\$0.00	\$0.00	\$121.00	0.00
Subtotal of Element: [Function] 1000 – Instruction		\$120,641.58	\$130,807.00	\$120,641.58	\$10,107.33	\$58.09	92.23
24101-2100-51300-0000-001006-1217-00000	Support Services-Students-Additional Compensation	\$1,606.00	\$1,606.00	\$1,606.00	\$0.00	\$0.00	100.00
24101-2100-52111-0000-001006-0000-00000	Support Services-Students-Educational Retirement	\$29.00	\$29.00	\$29.00	\$0.00	\$0.00	100.00
24101-2100-52112-0000-001006-0000-00000	Support Services-Students-ERA - Retiree Health	\$32.12	\$88.00	\$32.12	\$0.00	\$55.88	36.50
24101-2100-52210-0000-001006-0000-00000	Support Services-Students-FICA Payments	\$21.00	\$21.00	\$21.00	\$0.00	\$0.00	100.00
24101-2100-52220-0000-001006-0000-00000	Support Services-Students-Medicare Payments	\$23.15	\$15.00	\$23.15	\$0.00	(\$8.15)	154.33
24101-2100-52500-0000-001006-0000-00000	Support Services-Students-Unemployment Compensation	\$5.30	\$1.00	\$5.30	\$0.00	(\$4.30)	530.00
Subtotal of Element: [Function] 2100 - Support Services-Students		\$1,716.57	\$1,760.00	\$1,716.57	\$0.00	\$43.43	97.53
Subtotal of Element: [Fund] 24101 - Title I – IASA		\$122,358.15	\$132,567.00	\$122,358.15	\$10,107.33	\$101.52	92.30



June 30, 2018. NACA has proper controls in place and will be re-emphasized to staff to ensure compliance throughout the year. Person Responsible: School Administrator and Business Manager."²

Action Plan

This section includes the methods of allocating funds that are aligned with the educational needs of AI students. It also includes many of the unique needs that have been identified to support AI student achievement and wellness.

NACA's primary educational endeavor is to ensure the next generation of Native American leaders have the skills and supports they need to be successful. The school will continue to work through a nonprofit entity, NACA Foundation, which has been established with the sole intention of funding programs that benefit Native American students.

Wellness is an important part of NACA's holistic and integrated curriculum. It is implemented with meticulous attention to provide the balance necessary for a child to truly succeed as a student—and more importantly—as a human being. In Native cultures children are honored, and each child is recognized for his or her special purpose. Given the many barriers facing Native children today, NACA has put into place multiple collaborative programs that help to ensure that no child slips through the cracks and that all receive the physical, emotional, and nutritional support they need. Personal Wellness classes are also incorporated into the school day for each student.

In keeping with the NACA Holistic Wellness Philosophy, which honors the whole person in their environment, NACA offers each student, family and NACA faculty/staff a variety of services to support them in achieving their goals in school, developing socially and emotionally, strengthening peer and family relationships, and by helping students to realize their role in the community. All services are available on a drop-in basis during school hours.

Student Support Services serves all NACA students, families, and staff free of charge. Student Support Services offers the following:

- Student Support Consultation - provides an initial meeting with a Student Support Services staff member, for the student, parent(s)/guardian(s), student's advisor, and other NACA staff or faculty when appropriate. This meeting offers participants a chance to identify strengths, express concerns, and develop an action plan to support the student's success at NACA.
- Education Groups - including student groups and in-classroom presentations focusing on health and wellness topics such as life skills and healthy relationships.
- Community Outreach - participation in Parent Nights and other Wellness/Community events on and off campus.
- Case Management/Referral - Staff provides referrals and assistance to obtain resources and/or services for students and their family.
- Additionally, NACA works closely with the APS Title I program (www.aps.edu/title-i) to provide further resources for students and their family experiencing a housing transition.
- Crisis Intervention - provided by staff who have specialized training to help students during a stressful or emotionally overwhelming incident. Peers, family members, administrators, faculty or staff may request such assistance on behalf of the student.

² Albuquerque Municipal School District No. 12 Comprehensive Annual Financial Report Fiscal Year Ended June 30, 2018



H. Indian Policies and Procedures

Objective

The objective of Indian policies and procedures (IPP) is to ensure that New Mexico schools provide adequate tribal consultations with regard to the basic support payment requirements under the federal Impact Aid regulations.

Background

Districts that claim federally identified American Indian students residing on Indian lands for Title VIII Impact Aid funding shall develop and implement policies and procedures in consultation with tribal officials and parents. The New Mexico Indian Education Act requires that school districts obtain a signature of approval by the New Mexico tribal governments or their designees residing within school district boundaries, verifying that New Mexico tribes agree to Indian education policies and procedures pursuant to federal Title VIII Impact Aid funding requirements.

Methods

In this section, outline the districts Indian Policy and Procedures (IPP). Provide the IPP process, appropriate tribal consultation periods (including ESSA consultations) throughout the school year. In addition, indicate the implementation period and indicate whether or not, the district is in compliance with submitting the annual IPP. The outline should also include the involvement of the district's Indian Education Committee/Parent Advisory Committees. A copy of the IPP may be included in the local TESR.

NACA submitted its Indian Policy and Procedures (IPP) simultaneously with its charter application, and is compliant with the IPP submitted annually by APS. The school's process of reviewing and adjusting its IPP starts each fiscal year with the involvement of the district's Indian Education Committee/Parent Advisory Committees and Governing Council. An examination of the School's 2012 Charter School Application list several policy measures which are detailed in the following results section.

Results

NACA's Governing Council is ultimately accountable for the school's expenditure of public funds, academic performance, and its observance of the New Mexico and US statute. The Governing Council is responsible for hiring and evaluating the Principal, setting overall policy and direction of the school, approving the annual fiscal budget, reviewing and approving monthly financials, and approving charter amendments and financial policies. NACA has created a Regulatory Compliance Report that is submitted to the Governing Council with due dates and submission dates. NACA has also established a policy of budgetary review at year-end, and makes the necessary budget adjustments.

NACA relies heavily upon its efforts and input from the community to provide equal educational opportunities and benefits to all students. NACA does not discriminate in the recruitment and admission of students or in the operation of any of its educational programs or activities. Equal opportunity to applicants and students is provided regardless of race, color, religion, sex, age, disability, national origin, ancestry, sexual orientation, or level of income in the provision of educational services.

NACA participates as a member of the Indian Education Committee and reviews federal regulations and laws that pertain to the AI/AN student and updates (if needed). These include Johnson O'Malley, Title VI, IPP, Bylaws, Bilingual Education/Heritage Languages, NMPED IED Funding (Robotics), Memorandum of Agreements, and changes in programs. There was also participation in local meetings (i.e., Native American Resource Seminar and Fair and others).



Conclusion

NACA supports the Board of Education of the Albuquerque Public Schools in its recognition of the importance of Native American students maintaining their traditions and values while obtaining educational skills to enable them to be responsible and productive students and members of society.

- The Board of Education desires to ensure educational opportunities for all students, including Native American students.
- The Board of Education shall foster cooperation and maintain an open line of communication with tribal governments whose jurisdictional boundaries include areas within the Albuquerque Public Schools boundaries to verify, in accordance with state and federal law, that these tribes agree with Albuquerque Public Schools Indian Education policies and procedures.
- The Superintendent, or his/her designee, shall draft appropriate Procedural Directives to implement this policy and assure compliance with state and federal Indian Education laws.

Action Plan

The following legislative efforts were supported by NACA during the 2019 Legislative Session to increase tribal consultation, needs assessment for schools that serve Native American children to improve educational outcomes, and support to increase funding for the Indian Education Act.

SB329: Opening Schools on Tribal Land, Sponsored by Senator Linda Lopez and Representative Georgene Louis - Requires that the PED, school districts and charter school consult with tribes prior to opening or closing a school on tribal land. Adds failure to comply with the consultation requirements in the Indian Education Act as a reason a charter school may not be approved or renewed in the Charter School Act.

HB250: Native American Student Needs Assessment. Sponsored by Representative Derrick Lente - Requires that historically defined Indian impacted school districts, including charter schools, to conduct a needs assessment to determine what services are needed to assist Indian students in graduating and becoming college- or career-ready; meet with local tribes to priorities the needs of Indian students in closing the achievement gap; and develop and publish a systematic framework for improving educational outcomes for Indian students.

General Appropriation Act and SEG, Sponsored by Representative Sheryl Williams Stapleton, Representative Andres Romero, Representative Patricia Lundstrom, Senator Mimi Stewart, Senator Gay Kernan, Senator Bill Soules - Increased the At-Risk Index to increase overall SEG revenue for students who are ELL, highly mobile and living in poverty. Increased funding for the Indian Education Act fund.



I. School District Initiatives

Objective

The objective of this initiative is to ensure that New Mexico schools describe the initiatives they are employing to increase attendance support for and decrease the number of student dropouts of American Indian students.

Background

New Mexico pursues programs and strategies to meet the needs of at-risk students and to address obstacles associated with keeping students in school. New Mexico schools continue to be challenged in obtaining resources required to keep students in school despite including an “at-risk” factor in the state’s funding formula to assist in addressing the issue.

The assurance of collaboration and engagement from educational systems and pueblos/ tribes for input regarding academics and cultural awareness has positive effects on developing and implementing a variety of administrative and instructional practices to reduce school dropouts and increase students’ success in school. Additionally, dropouts negatively affect the four-year (freshman) cohort graduation rate for the state, which results in a lower graduation rate

Methods

This section includes information and data from the school-wide intervention strategies implemented to meet the needs of at-risk students and to address obstacles associated with keeping students in school. The attendance rate for 2018-2019 is provided and as requested the rate

The NACA Inspired Schools Network (NISN) asked a local evaluator, SWEL, to develop a system to track data on a regular basis from Students, Teachers, Administrators, Family Members, Community Partners, and Governing Council Members. NISN seeks to ask the same set of questions each year, in order to inform both short-term course-correction and long-term trends. This report was prepared based on quantitative data collected from the NISN Quad online system. Data collection at NACA for 2018-19 SY occurred between February 11 and April 4, 2019. This survey repeats annually each spring; this year represented the fourth year of data collection for NACA.

Results

NACA provides whole school intervention, with high expectations set for attendance, engagement, academic achievement, and the assumption that all students will graduate prepared for secondary education. Each student participates in a holistic Wellness program, integrating academic, physical, relational, and spiritual health in the context of Native identity. Students work with an advisor in small groups to establish a plan for success with their teachers and family. They receive access to student support services to assist their holistic wellness needs.

When behavioral issues arise, NACA favors a Restorative Justice approach as an opportunity for students to understand the consequences of their actions, to develop empathy for others, and to experience how to make amends in such a way as to strengthen the community bonds that may have been damaged. Restorative practices include attending Wellness Circles for reflection, mediation, and behavior contracts.



Dropout Rate

I.1 NACA Dropout Rates for 2017-2018					
<u>INCLUDES PUBLIC AND CHARTER SCHOOLS ONLY</u>					
Drop Rate = ((b) # of dropouts divided by (a) cumulative membership count) * 100. Beginning with 2017-2018 students older than 22 are no longer included.					
District Name	(includes Public and Charter Schools Only)	District Code	2017-2018 (a) Membership (Unduplicated) Gr. 7-12	2017-2018 (b) DROP Gr. 7-12	2017-2018 Overall % Rate
ALBUQUERQUE PUBLIC SCHOOLS	ALL Students in grades 7 through 12.	001	40,026	942	2.4
Statewide			153,312	4,381	2.9

District Code	District Legal Name	Loc ID	Location Org Type	Full Location Name	2017-2018 Membership (Unduplicated) Gr. 7-12	2017-2018 Num Gr. 7-12	2017-2018 Overall % Rate
01	ALBUQUERQUE PUBLIC SCHOOLS	006	Charter	NATIVE AMERICAN COMM ACADEMY	305	2	0.7
					305	2	

/eui.ped.state.nm.us/sites/stars/Test/Public Folders/eScholar Framework - Verify/District and Location Reports/Drop-out Reports/FINAL Dropout Rates.rdl

1 of 1

Run on: 9/2/2019 3:53:34 PM by: PEDEUI\001.thomas.genne

vF201503191053

I.1 Chart

The dropout rate for NACA was only two students--less than 1%; data can therefore not be disaggregated since this is below the threshold of 10. Currently available data held by the state does not indicate that they have reenrolled elsewhere (though enrolling in a private school, enrolling in a tribal school, or enrolling in a school outside the state of New Mexico or the country is not currently traced by NM).

NACA Attendance

Attendance – Quantitatively, in SY 2018-19, 7.29% of students (29) were habitually truant, and 11.64% of students (54) were chronically absent.

NACA implements Integrated Student Supports (ISS) to comprehensively engage its students, including OST, Wellness and Advisory courses, mentorship programming (Hiyupo Alliance) for at-risk boys, and more. A report released by ChildTrends titled “Integrated Student Supports: A Summary of the Evidence Base for Policymakers,” finds that “there is emerging evidence, especially from quasi-experimental studies, that ISS can contribute to student academic progress as measured by decreases in grade retention and dropout, and increases in attendance, Math achievement, Reading and ELA achievement, and overall GPA.” Three of three rigorous evaluations reviewed by ChildTrends showed that ISS creates a positive impact on attendance.

NACA's attendance rate for 2018-2019 is 95.73%. This demonstrates that NACA's programs are engaging students and keeping them on track not only to stay in school and graduate, but also preparing them for college and beyond.



Conclusion

This section includes a summary of how NACA is using responses from the annual Quad Survey to continue to achieve the schools high-attendance rate (95.73%) and low dropout rate (less than 1%).

NACA's Holistic Wellness Model Highlights

According to student responses to the annual Quad survey (results 1-5, with 4-5 being strong to excellent), students state “my family is involved with my school and my learning” (4.08), “I feel respected and heard in interactions with the staff” (3.86), and “I feel connected to a trusted adult at my school” (3.72). A 4-year comparison of NACA student responses shows that family involvement, respect and connection to someone a child can trust are contributors to the schools high attendance rate and low dropout rate.

I.3 NACA Quad Survey 4 Year Averages for Student Statements						
Survey	Survey Question	2016	2017	2018	2019	4 year Average
Student	My family is involved with my school and my learning	3.81	4.13	4.19	4.08	4.05

Survey	Survey Question	2016	2017	2018	2019	4 year Average
Student	I feel respected and heard in interactions with the staff	3.89	3.89	3.92	3.86	3.89

Survey	Survey Question	2016	2017	2018	2019	4 year Average
Student	I feel connected to a trusted adult at my school	3.87	3.83	3.82	3.72	3.81

Action Plan

Plan to Address Dropout Intervention for AI Students

During the 2018-19 SY, NACA worked with a Student Success Coach to provide a multi-faceted program to promote attendance and reduce dropouts. Professional development sessions were held the first week May, explaining the change in attendance focus from unexcused absences to chronic absenteeism (excused and unexcused), providing teachers with tools and information to share attendance expectations with their students and students' families, and help the whole school understand the importance of accurate daily attendance reporting. Attendance reporting was included in weekly professional development sessions, helping to hold teachers accountable to the practice of consistent attendance monitoring.

NACA also worked to develop positive messaging around good attendance for students and parents, including a promotional back-to-school campaign disseminating materials emphasizing the importance of regular attendance, providing positive quarterly incentives for students with good attendance, a whole-school teamwork mindset, and the negative impact of poor attendance on school work. This messaging was delivered during in-person enrollment, at parent orientations the first week of school, and ongoing throughout the school year. This positive messaging campaign is being continued. Staff made a point to discuss with parents any potential barriers the student might experience in getting to school regularly and on time; attendance expectations; and asked both parents and students to sign an attendance commitment contract. If barriers were identified during the year, a student would receive a referral/attendance support referral to ensure that the barrier is addressed as early as possible (i.e., free city bus passes for students without regular transportation, or a referral to the Title I coach for needed school supplies).

This process of early identification, positive messaging, and providing supports has been successful in ensuring that students have what they need to attend school and succeed in their classes, understand the importance of consistent attendance, and know where to go if they need additional help.



NACA's At-Risk Strategy and Support Programs

NACA uses and is constantly working to increase responsive wraparound supports such as calling families directly and visiting them in their home when possible, to help identify any barriers to attendance; ensuring that the school is able to offer supports (such as out of school time enrichment, parent involvement, and healthcare) that increase engagement and minimize barriers. The prevention programs NACA has in place to support at-risk students are summarized below.

- NACA H.O.P.E. (Honoring our Peoples Emergence) Alcohol Related Suicide Prevention - HOPE works with the NACA community regarding suicide and substance abuse prevention by providing programs to serve our youth and families. The goals of this program are to integrate cultural wisdom and healthy life ways with evidenced based prevention education to reduce alcohol use and hopelessness of high school students in the school community. This 5 year initiative, which began in 2015, is funded by the Substance Abuse and Mental Health Services Administration (SAMHSA-DHHS).
- NACA S.A.P.O. (Substance Abuse Prevention Office) – SAPO's aim is to reduce underage drinking and prescription painkiller misuse through education, Strengthening Families parent education groups, building capacity for restorative justice, and a strength-based media campaign called Positive NACA Norms. This initiative is funded by the State of NM Department of Health, Office of Substance Abuse Prevention and is renewed annually.
- Hiyupo Alliance - Hiyupo is an alliance of programs that support boys and young men at NACA with mentorship and community-building to promote healing, growth, thriving, and leadership development. Students are provided opportunities to serve the community through hands on projects. Students are also 'saved a seat' at the table and learn to organize events and advocate for change.
- Natural Helpers - This is a group of students who are selected by their peers and staff who have shown a natural skill for helping others. The goals of this project are to prevent suicide and increase empathy and healthy conflict resolution skills in our school community. This initiative is funded by the State of NM, Department of Health, Office and School and Adolescent Health and is renewed annually.
- Health Equity Initiative - The Albuquerque Area Indian Health Board (AAIHB) American Indian/Alaska Native (AI/AN) Health Equity Project Initiative brings together a multidisciplinary partnership network to support the development, implementation and evaluation of culturally appropriate, evidence based practices to address trauma, reduce health risk behaviors and strengthen resiliency among AI/AN adolescents. This 5-year project, beginning in 2018, works with 20-30 NACA middle school students to provide them with tutoring, social work supports, extracurricular activities and a 6-week summer program to focus on optimum healthy development.
- R.L.A.S. Project - Beginning in 2017, the Reducing LGBTQ Adolescent Suicide (RLAS) project is a 5-year project in partnership with the Behavioral Health Research Center of the Southwest and University of New Mexico, Health Sciences Center to support the implementation of simple but important practices into the school. These evidence-based strategies have been endorsed by the Centers for Disease Control and Prevention and the National Association of School Nurses: Creating "safe spaces," adoption of harassment and bullying prohibitions, improving access to community health and mental health providers experienced in working with youth and LGBTQ people, School staff development, and incorporating LGBTQ-specific information into health education curricula.



J. Variable School Calendars

Objective

The variable school calendar objective is to ensure that New Mexico schools collaborate with Tribal governments to identify the important cultural events in their American Indian students' lives. By using variable school calendars, schools directly address their AI students' cultural and family responsibilities and enhance these students' ability to more regularly attend their public school.

Background

New Mexico has a rich American Indian history and culture that cultivates the 23 Tribal governments and urban Native communities. The assurance of collaboration and engagement from educational systems and pueblos/tribes for input regarding academics and cultural awareness has positive effects on the educational success of American Indian students. American Indian education in New Mexico represents rich cultural traditions and diverse educational practices through different protocols and paradigms of practice. The 35,000-plus students who represent the NM tribes and pueblos and other tribes from throughout the United States, who attend over 185 public schools and charter schools in the State of New Mexico, were the focus of state and tribal legislators who established the Indian Education Act (IEA) in 2003.

Methods

A summary of how the district acknowledges, supports, and provides opportunities for AI students to partake in self-identity, language, and culture activities is disclosed. The school works to create opportunities for students to explore their unique culture and linguistic heritage with community sponsored events, such as a student-led comedy show, participation in regional team sports, cultural programming implemented throughout the school day, and extra-curricular activities. Students host quarterly Language Nights to engage families and community in experiencing NACA's Indigenous Language Program. NACA encourages students to participate in traditional cultural rights of passage and cultural events with their pueblos/tribes, and provides support for urban native youth to be connected to the land, language, and traditional values that will help them to grow a healthy Indigenous identity.

Located in the Student Handbook is the Public School Use of Variable School Calendars that aligns with collaborative efforts to support American Indian students with their self-identity, language, and culture by providing students opportunities to partake in these activities.



Results

This section includes a district analysis utilizing the data from the methods section. The school calendar is provided in the annual student hand book. The school calendar from 2018 - 2019 is listed below to demonstrate NACA's support for students to partake in cultural activities.

J.1 SCHOOL CALENDAR 2018-2019

July 2018

- 30 New Teacher PD (all day)/Grade Level and Content Facilitators (afternoon only)
- 31 All Staff PD

August 2018

- 1 - 3 All Staff PD
- 6 - 7 All Staff PD
- 8 First Day of School for Students
- 22 Open House
- 27 First Parent Meeting 6pm in Room 124

September 2018

- 3 Labor Day - (No School)
- 11 8th Grade D.C. Meeting @5:30pm
- 18 New Zealand Meeting @5:30pm
- 21 Sports Team Day (Spirit Friday)

October 2018

- 1-5 Homecoming Week
- 8-11 Indigenous Pride Week
- 11 End of Q1
- 12 Feast Day
- 19 Fall Student-Led Conferences--No School
- 26 Pink/Purple Day (Breast Cancer/Domestic Violence Awareness--Spirit Friday)
- 31 Fall Break - (No School)

November 2018

- 1-2 Fall Break - (No School)
- 9 NACA School Color Day (Spirit Friday)
- 16 NACA Pageant 6pm
- 20 ½ Day - Begin Thanksgiving Break
- 21-23 Thanksgiving Break (No School)
- 30 Crazy Hair Day (Spirit Friday)

December 2018

- 14 Decade Day (Spirit Friday)
- 17-20 Semester Exams and Projects
- 20 Pajama Day (Spirit Thursday)
- 21-31 Winter Break (No School)

January 2019

- 1-3 Winter Break (No School)
- 4 All Staff PD
- 7 Students Return to School

- 11 Superhero Day (Spirit Friday)
- 17 Honor Roll Celebration
- 21 MLK Day of Service - (No School)
- 25 Social Awareness Day (Spirit Friday)

February 2019

- 8 Squad Day (Spirit Friday)
- 15 Winter Student-Led Conferences
- 18 Presidents' Day (No School)
- 22 Backwards Day (Spirit Friday)

March 2019

- 8 End of Q3
- 8 Advisory Wars (Spirit Friday)
- 11-15 Spring Break (No School)
- 22 Profession Day (Spirit Friday)

April 2019

- 5 Cartoon Day (Spirit Friday)
- 19 Vernal Holiday
- 26 Gathering of Nations - Half Day
- 26 Music Genre Day (Spirit Friday)

May 2019

- 2-3 Returning student Registration for 19-20
- 3 Spring Student Led Conferences
- 9 Open House for New Students
- 10 Country Western Day (Spirit Friday)
- 13-23 Final Exams and Student Demonstrations
- 22 8th Grade Promotion
- 23 Last Day of School for Students
- 25 NACA Powwow
- 26 HS Graduation
- 27 Memorial Day
- 28-30 All Staff PD

June 2019

- 10 Summer School Term 1 Begins
- 28 Summer School Term 1 Ends



Conclusion

With holidays such as Indigenous People's Day and NACA's Feast Day recognized as full school events, American Indian students are supported to celebrate and honor their cultural traditions. Additionally, NACA gives ½ a school day off for attendance to the annual Gathering of Nations Pow Wow. This encourages students and their families to develop and honor their active cultural traditions.

Action Plan

NACA is committed to its mission as an academically rigorous and culturally-integrated charter school, and is guided by the belief that Native American children thrive in academic environments that include and value their language, history, heritage, and culture. NACA's wellness concept for Indigenous Education supports youth physically, emotionally, academically, and spiritually, helping them to develop confidence in their cultural identities and to persevere academically to prepare them for college, careers, and community leadership. This includes recognizing and celebrating Indigenous Holidays and honoring active native traditions to promote healthy cultural norms, community engagement, and support healthy lifestyles.



K. School District Consultations

Objective

The district consultations ensure that New Mexico schools provide a means of developing mutual understanding of educational programs and collaborate with Tribal entities to find ways to improve educational opportunities for American Indian students.

Background

Districts that claim federally identified American Indian students residing on Indian lands for Title VIII Impact Aid funding shall develop and implement policies and procedures in consultation with tribal officials and parents. Additionally, the New Mexico Indian Education Act asserts that parent(s); families; tribal departments of education; community-based organizations; the Public Education Department; universities; and tribal, state, and local policymakers work together to find ways to improve educational opportunities for American Indian students.

Methods

As a means of Tribal consultation and informed decision making, NACA participates in the NM Indian Education Committee and consultation group. The school has a strong and active parent advisory committee and works with local partners, tribal governments, Indian organizations, and other tribal community organizations to support American Indian students from all over New Mexico. All Native language teachers are certified by the tribe or pueblo.

NACA's Indigenous Education model to integrate Indigenous perspectives and concepts into the teaching and learning framework is gaining momentum. As a community school, the parent advisory group is active and well attended. NACA works with a number of local community partners and tribal groups to inform APS, the NM Public Education Department; local colleges and universities; and tribal, state, and local policymakers of promising practices and best practices to help improve educational outcomes for Native students.

Results

Increasing the number of educators who ethnically and culturally reflect New Mexico students is important. NACA is sharing its experiences with educators and policy makers as possible, promoting the need for investing in culturally responsive teaching and school leadership preparation programs. NACA supports alternative teacher preparation pathways that emphasize recruiting & training Indigenous educators. Additional efforts that NACA is working to improve include:

- Support of Fellowship, Mentorship and Development
- Expanded investments in Indigenous Language Programs
- Tribal Language Department Support and Language Teacher Training – Indian Education Act
- Heritage Language Program Funding – State Equalization Guarantee
- Prioritize Teacher Professional Development and Curriculum Development
- Dedicated time and space for teacher development of pedagogy and curriculum matter
- Career and Technical Education Opportunities that honor Indigenous culture
- Implement integrated holistic wellness as a measure of student success
- Implement Intellectual, Physical, Social/Emotional and Community & Relationship Wellness for all students
- Invest in programming targeted at Boys & Young Men of Color



Conclusion

As a charter school, NACA works to strengthen collaboration of all school stakeholders, and supports APS' efforts to support AI/AN students statewide. NACA maintains an active role with the Indian Education Committee and participates in conferences and discussions throughout the year. NACA's Executive Director, Anpao Duta Flying Earth, serves on the Indian Education Advisory Council. Other distinct tribal consultations that NACA has initiated is with the tribes or pueblo governments of the Indigenous languages that are taught by the school. This consultation ensures that all teaching staff at NACA are certified to teach the language by the tribe or pueblo. NACA is proud to report that 62% of the school's staff members are Native American, and 74% identify as Native American, African American, and/or Hispanic. Furthermore, NACA multi-generational education is planned and coordinated by NACA parents with events designed to engage students, parents, and family members of all ages in learning traditional languages and participating in cultural events. Engagement with community supporters such as the All Indian Pueblo Council and the Indian Pueblo Cultural Center has enriched the learning experience NACA offers its students including collaboration on a garden project and support for NACA sponsored events.

Action Plan

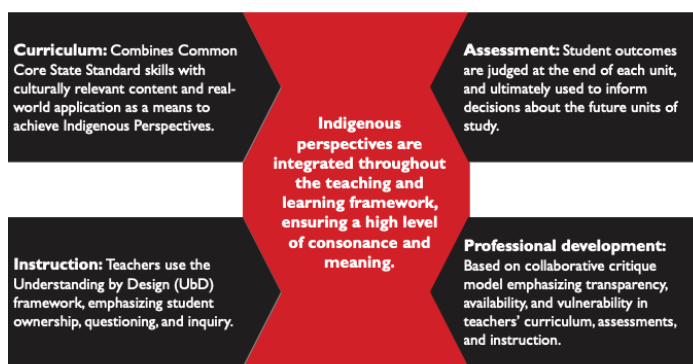
NACA is working to broadly share its model for Indigenizing education. Statewide, different communities are in different stages of development or are working to develop capacity to understand this model. NACA would like to see development at the community level remain reflective of local needs, with strategies and policies that serve AI students from those communities.

A summary of the Indigenizing Education model is featured to the right, illustrating NACA's approach to improving educational opportunities for AI students.

NACA encourages development of the following strategies and tools to help address the needs of AI students statewide.

- Access to the Indigenous Systems Leaders Network, a first of its kind fellowship with some of the strongest training in the nation, for leaders who want to build their capacity to lead transformation at the systems level in Indigenous communities.
- A school support team, that would work collaboratively to support and provide access to best practices nationally and resources of how to indigenize those practices.
- Training for educators to conduct parent-teacher home visits.
- Measurements/accountability based on a specific school/community report card, based on measures of success determined by the community.
- Development of a cohesive plan and vacancy assessment by community and access to a specialized talent and leadership development program to Grow Educators for Native American Communities (GENAC)

INDIGENIZING EDUCATION



K.1 Chart

L. Indigenous Research, Evaluation, and Curricula

Objective

The research objective ensures that New Mexico schools receive adequate assistance for planning, development, implementation, and evaluation of curricula in native languages, culture, and history designed for tribal and non-tribal students as approved by New Mexico tribes.

Background

Indian Education has been working to strengthen the field of Native education research, data, and best practices. The development of resources for Native education researchers, evaluators, educators, professors, and others who are working within Indian Education has been to improve education for our American Indian students enrolled in all schools. The Indigenous research methodologies differ from the Western educational approaches. In Western academic models, the research project and data are separated from the researcher, who is merely an onlooker. Though the data collected by Indigenous research methodologies can be analyzed quantitatively as well as qualitatively, just like data collected by Western research methods, the acknowledged relationship between researcher and data naturally challenges Western research paradigms. Indigenous research methodologies are powerful and worthwhile despite this challenge because they provide vital opportunities to contribute to the body of knowledge about the natural world and Indigenous peoples.

Methods

In this section, districts and/or charters may identify any Indigenous education methodology by focusing on teaching indigenous knowledge, models, methods, and content within formal or non-formal educational systems. The growing recognition and use of indigenous education methods can be a response to the erosion and loss of indigenous knowledge through the processes of colonialism, globalization, and modernity whether the model is implemented through history, government, math, science, culture-based education at the local level. These methods could also include a definition of holistic and comprehensive Native Language approaches and/or promoting transition efforts for all schools

NACA's work is founded in utilizing research and data to inform continuous improvement. The NACA Improvement Process (NIP) follows the Navajo concept of Sa'ah Naaghái Bik'eh Hózh==n (SNBH), roughly translated as "one's journey of striving to live a long, harmonious life." Depicted as a circular interdependence, this concept guides teams from Vision (including vision, data, current year plan), to Curriculum, to Critique, to the Year End "State of [Content Area]" Presentation. These areas of guidance all revolve around a center of "Ké" (relationships). The model is combined with traditional Western methods, such as reflecting elements of Data Wise—an eight-step model broken up into three phases: Prepare (developing a collaborative culture), Inquire (using numerous data sources to define a specific problem of practice), and Act (teams state their plan and high-leverage strategies to address the problem) (Harvard, <https://datawise.gse.harvard.edu/>). It also draws from the New Mexico 90-Day Plan based on the University of Virginia's School Turnaround program, developing a dynamic roadmap 90-days at a time to lead to desired student outcomes (http://ped.state.nm.us/ped/PrioritySchools_NMDASH.html).

NACA Wellness Wheel

NACA's focuses on helping students to become grounded in their cultural, racial, and ethnic identity, as well as the understanding what it means to exist as a young Native person tied to traditional ways of thinking and living. In September 2015, Teach for America recognized NACA as one of four schools nationally as a "School to Learn From" for delivering an excellent education for students while also demonstrating excellence through maintaining a culturally-responsive learning environment.

Throughout their time at NACA, students use the NACA Wellness Wheel, featured in chart L.1 NACA Wellness Wheel, as a tool to reflect on their holistic health. All courses prioritize integrating holistic health



throughout the curriculum. And during Advisory and Wellness courses, students develop goals around each area of health: intellectual, physical, social/emotional, and community/relationship.



L.1 Chart

Land-Based Learning (LBL)

In order to develop effective curricula for tribal students and increase their educational opportunities, NACA spends significant pre-service hours “decolonizing” and also “indigenizing” curricula to honor local cultures and provide relevant learning. It is important to NACA that any research undertaken is controlled by the school and community to improve the implementation, and to be structured in a way that honors the process of Indigenous knowledge sharing and creates kinship with others that would use this process. It is at time difficult to define each steps, in order to honor the journey of discovery and reflection that is inherent in the work. The practice of Land-Based Learning (LBL) has been an area of inclusion from NACA’s start, offering an approach that inherently links academic, cultural, physical, and spiritual wellness in all instruction, and is closely aligned with the science of learning and development.

Understanding by Design (UbD)

NACA provides professional development through the “Understanding by Design,” or UbD framework, a process in backward planning which requires that teachers clarify learning goals and craft effective and engaging lesson plans and activities to meet those goals, while setting outcomes for measurable and evidence-based student learning. This approach supports reading and writing, use of informational texts to guide instruction, development of conceptual thinkers among students, interdisciplinary learning, and data to inform intervention strategies and growth of student skills. Teachers present their UbDs to their instructional team to collaboratively work through the approach, and initiate supportive dialogue and ideas to strengthen each approach.

The UbD framework emphasizes student onus, questioning, and inquiry, and creates a classroom environment where the teacher and students are collaboratively contributing to the construction of their mutual learning. Drawing from Native American knowledge, NACA implements a holistic education through integrated content that includes Indigenous studies, storytelling, oral traditions, cultural history, Native languages, community presentations, service learning, and Native literature as part of a rigorous, Common Core-based college preparatory curriculum. NACA has ensured a quality program attuned to the needs of its predominantly Native American student body by developing a structure that includes staff collaboration, community involvement, curriculum writing, field testing, revision, and in-service teacher training. Some of NACA’s uniquely Native subjects include the following:

- Indigenous History, Culture, and Thought: In each of grades 9-12, students take year-long courses centered around Indigenous studies themes, which culminate in student-directed service-learning projects. This includes: Indigenous Leadership course (team building, leadership, identity building);



Public Speaking (individual and Indigenous identity); Continental Indigenous Studies; Native American Art; and Global Indigenous Studies.

- Native Literature: Comprises works written by Native American and global Indigenous authors. For NACA students, studying Native literature is important because it allows them to connect to their identities and the traditions of their communities, ultimately empowering them as individuals, community members, and young Native American leaders.
- Native Languages: Languages including Navajo, Lakota, Tiwa, and Keres are taught at NACA (students receive “foreign” language credit), providing an essential window to cultural understanding and language preservation. NACA is the only place outside of Laguna Pueblo in which Keres is taught. Teachers use engaging practices to bring languages alive, such as a interactive and applied environment, homework so students are constantly thinking in the language, and visuals and media to cement understanding.

Results

NACA’s approaches to Indigenous Education have yielded strong results in helping students to strong leaders who are academically prepared, secure in their identity and healthy. As demonstrated previously, NACA’s graduation rates for AI/AN students, as well as the school’s ELA and Math proficiencies for graduates, outpace those of the district and state, and 100% of NACA graduates apply to and are accepted into a post-secondary program. Recently, NACA was named by Schools of Opportunity (www.schoolsofopportunity.org) as a 2018-19 Gold Recognition school based on its holistic practices and inclusive CCSS-aligned academics. This award is for high schools that have demonstrated an extraordinary commitment to equity and excellence by giving all students the opportunity to succeed.

The Quad survey (see table E.1) was developed to provide quantitative feedback to qualitative questions, gauging NACA’s success in providing a high-quality education and approaches aligned with its mission and vision. The four-year average for Quad results indicate exceptional scores (>4.5 on a 5.0 scale) in the following five areas:

- Cultural identity
- Fulfilling a community need
- Student academic expectations
- High quality college achievement programs
- Teacher collaboration and reflection

Conclusion

NACA continues to look for opportunities to apply Indigenous research methods and approaches to determine best practices in Indigenous Education.

Action Plan

As a Native community and a non-paternalistic organization, NACA is committed to overseeing the research that directly impacts its students. NACA collectively leads the review, improvement, and iteration of our work. NISN, a charter school support organization, will lend its expertise in evaluation and dissemination. NACA currently has pending an application with the Chan Zuckerberg Initiative to receive funding for a two-year research study around the efficacy of NACA’s Land-Based Learning. NACA is interested in finding opportunities to identify best practices in Indigenous Education, and is doing so through working to apply Indigenous methods to research-based education practices, using data to inform continuous-improvement, collaborating with Communities of Practice with other schools serving a majority of students who have faced systemic marginalization (e.g., low-income, immigrant, ELL, SWD), and continuing to refine the Quad survey system to provide high-quality data around mission and vision.



Appendix 1 Statewide Student Assessment Scores 2018

All Assessments, All Students 2018									
<p>In order to meet confidentiality requirements:</p> <p>1) Information is not shown for groups with fewer than 10 students.</p> <p>2) Percentages may be reported in ranges.</p> <p>Includes: 1) SBA Spanish Reading; 2) SBA Science; 3) NMAPA Science, Math, and Reading; 4) PARCC ELA (Reading) and Math; and 5) IStation Reading. Science is given in grades 4, 7, and 11. Math is given in grades 3 and higher. Reading is given in grades KN and higher.</p>				READING		MATH		SCIENCE	
				Count	Proficient & Above %	Count	Proficient & Above %	Count	Proficient & Above %
Statewide	All Students, All Schools	KN	All Students	23,231	62	-	-	-	-
Statewide	All Students, All Schools	KN	Female	11,279	64	-	-	-	-
Statewide	All Students, All Schools	KN	Male	11,952	59	-	-	-	-
Statewide	All Students, All Schools	KN	Caucasian	5,756	75	-	-	-	-
Statewide	All Students, All Schools	KN	African American	596	57	-	-	-	-
Statewide	All Students, All Schools	KN	Hispanic	14,188	59	-	-	-	-
Statewide	All Students, All Schools	KN	Asian	363	64	-	-	-	-
Statewide	All Students, All Schools	KN	American Indian	2,328	48	-	-	-	-
Statewide	All Students, All Schools	KN	Economically Disadvantaged	17,742	58	-	-	-	-
Statewide	All Students, All Schools	KN	Students w Disabilities	2,722	42	-	-	-	-
Statewide	All Students, All Schools	KN	English Language Learners	4,151	43	-	-	-	-
Statewide	All Students, All Schools	KN	Migrant	32	47	-	-	-	-
Statewide	All Students, All Schools	1	All Students	23,643	60	-	-	-	-
Statewide	All Students, All Schools	1	Female	11,689	63	-	-	-	-
Statewide	All Students, All Schools	1	Male	11,954	58	-	-	-	-
Statewide	All Students, All Schools	1	Caucasian	5,835	73	-	-	-	-
Statewide	All Students, All Schools	1	African American	574	58	-	-	-	-
Statewide	All Students, All Schools	1	Hispanic	14,428	57	-	-	-	-
Statewide	All Students, All Schools	1	Asian	353	75	-	-	-	-
Statewide	All Students, All Schools	1	American Indian	2,453	48	-	-	-	-
Statewide	All Students, All Schools	1	Economically Disadvantaged	18,363	56	-	-	-	-
Statewide	All Students, All Schools	1	Students w Disabilities	2,909	34	-	-	-	-
Statewide	All Students, All Schools	1	English Language Learners	4,470	47	-	-	-	-
Statewide	All Students, All Schools	1	Migrant	25	56	-	-	-	-
Statewide	All Students, All Schools	2	All Students	23,677	68	-	-	-	-
Statewide	All Students, All Schools	2	Female	11,572	71	-	-	-	-
Statewide	All Students, All Schools	2	Male	12,105	66	-	-	-	-
Statewide	All Students, All Schools	2	Caucasian	5,767	79	-	-	-	-
Statewide	All Students, All Schools	2	African American	538	67	-	-	-	-
Statewide	All Students, All Schools	2	Hispanic	14,455	65	-	-	-	-
Statewide	All Students, All Schools	2	Asian	369	82	-	-	-	-
Statewide	All Students, All Schools	2	American Indian	2,548	57	-	-	-	-
Statewide	All Students, All Schools	2	Economically Disadvantaged	18,437	64	-	-	-	-
Statewide	All Students, All Schools	2	Students w Disabilities	3,041	32	-	-	-	-
Statewide	All Students, All Schools	2	English Language Learners	4,976	53	-	-	-	-
Statewide	All Students, All Schools	2	Migrant	36	69	-	-	-	-
Statewide	All Students, All Schools	3	All Students	25,448	30	25,467	32	-	-
Statewide	All Students, All Schools	3	Female	12,522	34	12,526	33	-	-
Statewide	All Students, All Schools	3	Male	12,926	25	12,941	32	-	-
Statewide	All Students, All Schools	3	Caucasian	5,999	42	5,991	47	-	-
Statewide	All Students, All Schools	3	African American	596	27	602	25	-	-
Statewide	All Students, All Schools	3	Hispanic	15,839	26	15,856	28	-	-
Statewide	All Students, All Schools	3	Asian	334	56	340	66	-	-
Statewide	All Students, All Schools	3	American Indian	2,680	18	2,678	20	-	-
Statewide	All Students, All Schools	3	Economically Disadvantaged	19,901	25	19,920	27	-	-
Statewide	All Students, All Schools	3	Students w Disabilities	3,906	11	3,896	11	-	-
Statewide	All Students, All Schools	3	English Language Learners	5,528	19	5,556	19	-	-
Statewide	All Students, All Schools	3	Migrant	35	20	37	19	-	-
Statewide	All Students, All Schools	4	All Students	25,969	30	26,005	26	26,092	47

Appendix 1 Statewide Student Assessment Scores 2018

All Assessments, All Students 2018

In order to meet confidentiality requirements:

1) Information is not shown for groups with fewer than 10 students.

2) Percentages may be reported in ranges.

Includes: 1) SBA Spanish Reading; 2) SBA Science; 3) NMAPA Science, Math, and Reading; 4) PARCC ELA (Reading) and Math; and 5) IStation Reading. Science is given in grades 4, 7, and 11. Math is given in grades 3 and higher. Reading is given in grades KN and higher.

				READING		MATH		SCIENCE	
State or District	School	Grade	Group	Count	Proficient & Above %	Count	Proficient & Above %	Count	Proficient & Above %
Statewide	All Students, All Schools	4	Female	12,664	34	12,685	26	12,726	47
Statewide	All Students, All Schools	4	Male	13,305	25	13,320	26	13,366	46
Statewide	All Students, All Schools	4	Caucasian	6,000	44	5,999	40	6,031	67
Statewide	All Students, All Schools	4	African American	636	29	637	21	637	42
Statewide	All Students, All Schools	4	Hispanic	16,286	25	16,323	21	16,372	42
Statewide	All Students, All Schools	4	Asian	376	55	380	56	380	69
Statewide	All Students, All Schools	4	American Indian	2,671	19	2,666	16	2,672	28
Statewide	All Students, All Schools	4	Economically Disadvantaged	20,288	24	20,324	20	20,403	40
Statewide	All Students, All Schools	4	Students w Disabilities	4,357	9	4,339	8	4,382	18
Statewide	All Students, All Schools	4	English Language Learners	5,443	13	5,493	11	5,506	21
Statewide	All Students, All Schools	4	Migrant	30	13	31	≤ 10	32	16
Statewide	All Students, All Schools	5	All Students	25,856	31	25,882	28	-	-
Statewide	All Students, All Schools	5	Female	12,573	37	12,583	28	-	-
Statewide	All Students, All Schools	5	Male	13,283	25	13,299	28	-	-
Statewide	All Students, All Schools	5	Caucasian	6,017	45	6,017	42	-	-
Statewide	All Students, All Schools	5	African American	546	29	547	20	-	-
Statewide	All Students, All Schools	5	Hispanic	16,207	27	16,231	24	-	-
Statewide	All Students, All Schools	5	Asian	366	60	369	59	-	-
Statewide	All Students, All Schools	5	American Indian	2,720	20	2,718	18	-	-
Statewide	All Students, All Schools	5	Economically Disadvantaged	20,162	25	20,193	22	-	-
Statewide	All Students, All Schools	5	Students w Disabilities	4,403	9	4,394	8	-	-
Statewide	All Students, All Schools	5	English Language Learners	4,333	9	4,368	9	-	-
Statewide	All Students, All Schools	5	Migrant	34	18	34	≤ 10	-	-
Statewide	All Students, All Schools	6	All Students	24,880	29	24,895	21	-	-
Statewide	All Students, All Schools	6	Female	12,250	34	12,260	21	-	-
Statewide	All Students, All Schools	6	Male	12,630	24	12,635	21	-	-
Statewide	All Students, All Schools	6	Caucasian	5,891	43	5,899	34	-	-
Statewide	All Students, All Schools	6	African American	543	23	549	14	-	-
Statewide	All Students, All Schools	6	Hispanic	15,436	24	15,436	17	-	-
Statewide	All Students, All Schools	6	Asian	370	52	373	47	-	-
Statewide	All Students, All Schools	6	American Indian	2,640	20	2,638	12	-	-
Statewide	All Students, All Schools	6	Economically Disadvantaged	18,948	23	18,960	16	-	-
Statewide	All Students, All Schools	6	Students w Disabilities	4,212	9	4,200	8	-	-
Statewide	All Students, All Schools	6	English Language Learners	3,414	8	3,440	5	-	-
Statewide	All Students, All Schools	6	Migrant	45	16	45	11	-	-
Statewide	All Students, All Schools	7	All Students	24,716	30	24,719	21	24,667	43
Statewide	All Students, All Schools	7	Female	12,160	37	12,169	21	12,152	43
Statewide	All Students, All Schools	7	Male	12,556	24	12,550	21	12,515	43
Statewide	All Students, All Schools	7	Caucasian	5,906	45	5,905	35	5,894	64
Statewide	All Students, All Schools	7	African American	529	25	536	15	528	39
Statewide	All Students, All Schools	7	Hispanic	15,326	25	15,321	17	15,294	37
Statewide	All Students, All Schools	7	Asian	373	61	378	53	374	70
Statewide	All Students, All Schools	7	American Indian	2,582	23	2,579	11	2,577	25
Statewide	All Students, All Schools	7	Economically Disadvantaged	18,352	24	18,348	16	18,336	35
Statewide	All Students, All Schools	7	Students w Disabilities	4,128	9	4,111	8	4,100	16
Statewide	All Students, All Schools	7	English Language Learners	2,967	9	2,978	5	2,979	9
Statewide	All Students, All Schools	7	Migrant	32	16	31	≤ 10	30	23
Statewide	All Students, All Schools	8	All Students	24,281	30	24,300	22	74	≥ 95
Statewide	All Students, All Schools	8	Female	11,874	37	11,881	22	28	≥ 90

Appendix 1 Statewide Student Assessment Scores 2018

All Assessments, All Students 2018

In order to meet confidentiality requirements:

1) Information is not shown for groups with fewer than 10 students.

2) Percentages may be reported in ranges.

Includes: 1) SBA Spanish Reading; 2) SBA Science; 3) NMAPA

Science, Math, and Reading; 4) PARCC ELA (Reading) and Math;

and 5) IStation Reading. Science is given in grades 4, 7, and 11.

Math is given in grades 3 and higher. Reading is given in grades KN and higher.

State or District	School	Grade	Group	READING		MATH		SCIENCE	
				Count	Proficient & Above %	Count	Proficient & Above %	Count	Proficient & Above %
Statewide	All Students, All Schools	8	Male	12,407	23	12,419	21	46	≥ 95
Statewide	All Students, All Schools	8	Caucasian	5,752	45	5,749	36	35	≥ 90
Statewide	All Students, All Schools	8	African American	534	29	544	19	-	-
Statewide	All Students, All Schools	8	Hispanic	15,059	25	15,063	17	34	≥ 90
Statewide	All Students, All Schools	8	Asian	343	67	347	58	-	-
Statewide	All Students, All Schools	8	American Indian	2,593	21	2,597	11	-	-
Statewide	All Students, All Schools	8	Economically Disadvantaged	17,890	23	17,904	16	47	≥ 95
Statewide	All Students, All Schools	8	Students w Disabilities	3,817	10	3,811	8	-	-
Statewide	All Students, All Schools	8	English Language Learners	3,114	7	3,145	5	-	-
Statewide	All Students, All Schools	8	Migrant	38	18	39	≤ 10	-	-
Statewide	All Students, All Schools	9	All Students	23,613	29	23,564	19	-	-
Statewide	All Students, All Schools	9	Female	11,699	36	11,685	19	-	-
Statewide	All Students, All Schools	9	Male	11,914	22	11,879	19	-	-
Statewide	All Students, All Schools	9	Caucasian	5,560	45	5,517	34	-	-
Statewide	All Students, All Schools	9	African American	529	24	524	13	-	-
Statewide	All Students, All Schools	9	Hispanic	14,565	23	14,587	15	-	-
Statewide	All Students, All Schools	9	Asian	377	55	378	48	-	-
Statewide	All Students, All Schools	9	American Indian	2,582	19	2,558	10	-	-
Statewide	All Students, All Schools	9	Economically Disadvantaged	16,145	21	16,133	13	-	-
Statewide	All Students, All Schools	9	Students w Disabilities	3,299	4	3,219	3	-	-
Statewide	All Students, All Schools	9	English Language Learners	2,806	3	2,921	3	-	-
Statewide	All Students, All Schools	9	Migrant	15	≤ 20	19	≤ 20	-	-
Statewide	All Students, All Schools	10	All Students	23,197	33	22,688	15	-	-
Statewide	All Students, All Schools	10	Female	11,506	40	11,289	15	-	-
Statewide	All Students, All Schools	10	Male	11,691	26	11,399	16	-	-
Statewide	All Students, All Schools	10	Caucasian	5,481	50	5,290	27	-	-
Statewide	All Students, All Schools	10	African American	540	27	527	11	-	-
Statewide	All Students, All Schools	10	Hispanic	14,174	27	13,923	11	-	-
Statewide	All Students, All Schools	10	Asian	390	61	372	43	-	-
Statewide	All Students, All Schools	10	American Indian	2,612	25	2,576	9	-	-
Statewide	All Students, All Schools	10	Economically Disadvantaged	15,156	25	14,933	10	-	-
Statewide	All Students, All Schools	10	Students w Disabilities	3,105	11	3,037	8	-	-
Statewide	All Students, All Schools	10	English Language Learners	2,909	7	2,885	3	-	-
Statewide	All Students, All Schools	10	Migrant	24	17	23	13	-	-
Statewide	All Students, All Schools	11	All Students	25,874	42	18,990	10	33,563	27
Statewide	All Students, All Schools	11	Female	12,562	50	9,454	9	17,189	25
Statewide	All Students, All Schools	11	Male	13,312	33	9,536	10	16,374	30
Statewide	All Students, All Schools	11	Caucasian	6,065	59	4,189	18	7,181	50
Statewide	All Students, All Schools	11	African American	561	36	419	7	774	21
Statewide	All Students, All Schools	11	Hispanic	16,002	36	11,857	7	21,052	22
Statewide	All Students, All Schools	11	Asian	460	63	290	22	533	48
Statewide	All Students, All Schools	11	American Indian	2,786	33	2,235	5	4,023	15
Statewide	All Students, All Schools	11	Economically Disadvantaged	16,740	33	12,721	6	22,385	19
Statewide	All Students, All Schools	11	Students w Disabilities	3,610	11	2,697	8	4,644	9
Statewide	All Students, All Schools	11	English Language Learners	2,898	9	2,267	3	3,816	4
Statewide	All Students, All Schools	11	Migrant	28	≤ 10	19	≤ 20	39	≤ 10
Statewide	All Students, All Schools	12	All Students	3,656	7	6,500	1	-	-
Statewide	All Students, All Schools	12	Female	1,523	11	3,218	≤ 1	-	-
Statewide	All Students, All Schools	12	Male	2,133	5	3,282	1	-	-

Appendix 1 Statewide Student Assessment Scores 2018

All Assessments, All Students 2018									
<p>In order to meet confidentiality requirements:</p> <p>1) Information is not shown for groups with fewer than 10 students.</p> <p>2) Percentages may be reported in ranges.</p> <p>Includes: 1) SBA Spanish Reading; 2) SBA Science; 3) NMAPA Science, Math, and Reading; 4) PARCC ELA (Reading) and Math; and 5) IStation Reading. Science is given in grades 4, 7, and 11. Math is given in grades 3 and higher. Reading is given in grades KN and higher.</p>				READING		MATH		SCIENCE	
State or District	School	Grade	Group	Count	Proficient & Above %	Count	Proficient & Above %	Count	Proficient & Above %
Statewide	All Students, All Schools	12	Caucasian	547	12	1,077	3	-	-
Statewide	All Students, All Schools	12	African American	129	10	186	≤ 2	-	-
Statewide	All Students, All Schools	12	Hispanic	2,377	5	4,162	≤ 1	-	-
Statewide	All Students, All Schools	12	Asian	33	18	55	13	-	-
Statewide	All Students, All Schools	12	American Indian	570	8	1,020	≤ 1	-	-
Statewide	All Students, All Schools	12	Economically Disadvantaged	2,819	6	4,820	≤ 1	-	-
Statewide	All Students, All Schools	12	Students w Disabilities	792	2	981	≤ 1	-	-
Statewide	All Students, All Schools	12	English Language Learners	744	2	1,018	≤ 1	-	-
Statewide	All Students, All Schools	12	Migrant	-	-	11	≤ 20	-	-



Appendix 2 APS Performance Framework
Native American Community Academy
 2017-18 Performance Framework

Academic Performance	
Meets	Did the school meet its mission-specific indicator(s)?
Meets	Is the school meeting acceptable standards according to New Mexico's A-F grading system?
Financial Performance	
Meets	Enrollment: Actual Enrollment (average of 2nd & 3rd STAR Reports) divided by Enrollment Projection in Charter School Board-Approved Budget
Does Not Meet	Liquidity: Measures a school's ability to pay debts as they come due. Calculation – General Fund Total Expenditures, divided by 12, divided by General Fund Assigned and Unassigned Fund Balance, to determine how many months the school's fund balance would be able to support monthly operating expenses per most recent year-end audited financial statements.
Does Not Meet	Total Audit Findings: Total number of audit findings from the most recent audited Financial Statements.
Does Not Meet	Repeat Audit Findings: Number of repeat audit findings from previous years from the audited Financial Statements.
Does Not Meet	Classification of Audit Finding: Auditors classify audit findings, by order of severity, as compliance, significant deficiency or material weakness.
Does Not Meet	Exceptions from Site Visit: Cited exceptions for most recent annual site visit.
Organizational Performance	
Educational Plan	
Meets	Is the school implementing the material terms of the approved charter application as defined in the Charter Contract?
Meets	Is the school complying with applicable educational requirements?
Meets	Is the school protecting the rights of all students?
Meets	Is the school protecting the rights of students with special needs
Meets	Total # of Overdue Individual Education Plans (IEP's) from 40th Day, 80th Day, 120th Day, and End of Year (EOY).
Meets	Total # of Overdue Evaluations from 40th Day, 80th Day, 120th Day, and End of Year (EOY).
Meets	Total # of Caseload Waivers Needed
Meets	Total # of Special Education Data issues from 40th Day, 80th Day, 120th Day, and End of Year (EOY).
Meets	Is the school protecting the rights of English Language Learner students?
Meets	Is the school complying with compulsory attendance laws?
Business Management and Oversight	
Does Not Meet	Is the school meeting financial reporting and compliance requirements?
Does Not Meet	Is the school following Generally Accepted Accounting Principles?
Governance and Reporting	
Meets	Is the school complying with governance requirements?
Meets	Is the school holding management accountable?
Employees	
Meets	Is the school meeting teacher and other staff credentialing requirements?
Meets	Is the school respecting employee rights?
Meets	Is the school completing required background checks?
School Environment	
Meets	Is the school complying with facilities requirements?
Meets	Is the school complying with health and safety requirements?
Meets	Is the school handling information appropriately?

Native American Community Academy

Accounting Cycle: FY2018-2019; Begin Date: 07/01/2018; End Date: 06/30/2019; Account Type: Expenditure; Account Expression: ((Fund) In ('25147','25131','27150','25201','25209','24101')) ; Subtotal Element: Fund; Beginning Balances: No; Add Budget Transactions: Yes; Add Encumbrance

	Account Code	Acct. Desc.	Trans. Date	Trans. Desc.	Description	Check	Budget	Actuals	Encumbrance	Available
24101	24101-1000-51100-1010-001006-1411-00000	Instruction-Salaries Expense	11/30/2018	Approve Payroll Register, Employee Portion	Teacher Level 1	894835	\$0.00	\$1,574.24	\$0.00	(\$1,574.24)
24101	24101-1000-51100-1010-001006-1411-00000	Instruction-Salaries Expense	11/30/2018	Approve Payroll Register, Employee Portion	Teacher Level 1	894836	\$0.00	\$1,854.21	\$0.00	(\$1,854.21)
24101	24101-1000-51100-1010-001006-1411-00000	Instruction-Salaries Expense	11/30/2018	Approve Payroll Register, Employee Portion	Teacher Level 1	894863	\$0.00	\$334.86	\$0.00	(\$334.86)
24101	24101-1000-51100-1010-001006-1411-00000	Instruction-Salaries Expense	12/14/2018	Approve Payroll Register - Encumbrance	Teacher Level 1	894920	\$0.00	\$0.00	(\$1,574.24)	\$1,574.24
24101	24101-1000-51100-1010-001006-1411-00000	Instruction-Salaries Expense	12/14/2018	Approve Payroll Register - Encumbrance	Teacher Level 1	894921	\$0.00	\$0.00	(\$1,854.21)	\$1,854.21
24101	24101-1000-51100-1010-001006-1411-00000	Instruction-Salaries Expense	12/14/2018	Approve Payroll Register - Encumbrance	Teacher Level 1	894949	\$0.00	\$0.00	(\$334.86)	\$334.86
24101	24101-1000-51100-1010-001006-1411-00000	Instruction-Salaries Expense	12/14/2018	Approve Payroll Register, Employee Portion	Teacher Level 1	894920	\$0.00	\$1,574.24	\$0.00	(\$1,574.24)
24101	24101-1000-51100-1010-001006-1411-00000	Instruction-Salaries Expense	12/14/2018	Approve Payroll Register, Employee Portion	Teacher Level 1	894921	\$0.00	\$1,854.21	\$0.00	(\$1,854.21)
24101	24101-1000-51100-1010-001006-1411-00000	Instruction-Salaries Expense	12/14/2018	Approve Payroll Register, Employee Portion	Teacher Level 1	894949	\$0.00	\$334.86	\$0.00	(\$334.86)
24101	24101-1000-51100-1010-001006-1411-00000	Instruction-Salaries Expense	12/31/2018	Approve Payroll Register - Encumbrance	Teacher Level 1	894990	\$0.00	\$0.00	(\$1,574.24)	\$1,574.24
24101	24101-1000-51100-1010-001006-1411-00000	Instruction-Salaries Expense	12/31/2018	Approve Payroll Register - Encumbrance	Teacher Level 1	894991	\$0.00	\$0.00	(\$1,854.21)	\$1,854.21
24101	24101-1000-51100-1010-001006-1411-00000	Instruction-Salaries Expense	12/31/2018	Approve Payroll Register - Encumbrance	Teacher Level 1	895018	\$0.00	\$0.00	(\$334.86)	\$334.86
24101	24101-1000-51100-1010-001006-1411-00000	Instruction-Salaries Expense	12/31/2018	Approve Payroll Register, Employee Portion	Teacher Level 1	894990	\$0.00	\$1,574.24	\$0.00	(\$1,574.24)
24101	24101-1000-51100-1010-001006-1411-00000	Instruction-Salaries Expense	12/31/2018	Approve Payroll Register, Employee Portion	Teacher Level 1	894991	\$0.00	\$1,854.21	\$0.00	(\$1,854.21)
24101	24101-1000-51100-1010-001006-1411-00000	Instruction-Salaries Expense	12/31/2018	Approve Payroll Register, Employee Portion	Teacher Level 1	895018	\$0.00	\$334.86	\$0.00	(\$334.86)
24101	24101-1000-51100-1010-001006-1411-00000	Instruction-Salaries Expense	1/15/2019	Approve Payroll Register - Encumbrance	Teacher Level 1	895059	\$0.00	\$0.00	(\$1,574.24)	\$1,574.24
24101	24101-1000-51100-1010-001006-1411-00000	Instruction-Salaries Expense	1/15/2019	Approve Payroll Register - Encumbrance	Teacher Level 1	895060	\$0.00	\$0.00	(\$1,854.21)	\$1,854.21
24101	24101-1000-51100-1010-001006-1411-00000	Instruction-Salaries Expense	1/15/2019	Approve Payroll Register - Encumbrance	Teacher Level 1	895086	\$0.00	\$0.00	(\$334.86)	\$334.86
24101	24101-1000-51100-1010-001006-1411-00000	Instruction-Salaries Expense	1/15/2019	Approve Payroll Register, Employee Portion	Teacher Level 1	895059	\$0.00	\$1,574.24	\$0.00	(\$1,574.24)
24101	24101-1000-51100-1010-001006-1411-00000	Instruction-Salaries Expense	1/15/2019	Approve Payroll Register, Employee Portion	Teacher Level 1	895060	\$0.00	\$1,854.21	\$0.00	(\$1,854.21)
24101	24101-1000-51100-1010-001006-1411-00000	Instruction-Salaries Expense	1/15/2019	Approve Payroll Register, Employee Portion	Teacher Level 1	895086	\$0.00	\$334.86	\$0.00	(\$334.86)
24101	24101-1000-51100-1010-001006-1411-00000	Instruction-Salaries Expense	1/31/2019	Approve Payroll Register - Encumbrance	Teacher Level 1	895127	\$0.00	\$0.00	(\$1,574.24)	\$1,574.24
24101	24101-1000-51100-1010-001006-1411-00000	Instruction-Salaries Expense	1/31/2019	Approve Payroll Register - Encumbrance	Teacher Level 1	895128	\$0.00	\$0.00	(\$1,854.21)	\$1,854.21
24101	24101-1000-51100-1010-001006-1411-00000	Instruction-Salaries Expense	1/31/2019	Approve Payroll Register - Encumbrance	Teacher Level 1	895155	\$0.00	\$0.00	(\$334.86)	\$334.86
24101	24101-1000-51100-1010-001006-1411-00000	Instruction-Salaries Expense	1/31/2019	Approve Payroll Register, Employee Portion	Teacher Level 1	895127	\$0.00	\$1,574.24	\$0.00	(\$1,574.24

Appendix 3 Title Fund Audit Report

Native American Community Academy

Fund Audit Report

Accounting Cycle: FY2018-2019; Begin Date: 07/01/2018; End Date: 06/30/2019; Account Type: Expenditure; Account Expression: (([Fund] In ('25147','25131','27150','25201','25209','24101'))) ; Subtotal Element: Fund; Beginning Balances: No; Add Budget Transactions: Yes; Add Encumbrance

Fund	Account Code	Acct. Desc.	Trans. Date	Trans. Desc.	Description	Check	Budget	Actuals	Encumbrance	Available
24101	24101-1000-51100-1010-001006-1411-00000	Instruction-Salaries Expense	4/30/2019	Approve Payroll Register - Encumbrance	Teacher Level 1	895523	\$0.00	\$0.00	(\$1,854.21)	\$1,854.21
24101	24101-1000-51100-1010-001006-1411-00000	Instruction-Salaries Expense	4/30/2019	Approve Payroll Register - Encumbrance	Teacher Level 1	895548	\$0.00	\$0.00	(\$334.86)	\$334.86
24101	24101-1000-51100-1010-001006-1411-00000	Instruction-Salaries Expense	4/30/2019	Approve Payroll Register, Employee Portion	Teacher Level 1	895522	\$0.00	\$1,574.24	\$0.00	(\$1,574.24)
24101	24101-1000-51100-1010-001006-1411-00000	Instruction-Salaries Expense	4/30/2019	Approve Payroll Register, Employee Portion	Teacher Level 1	895523	\$0.00	\$1,854.21	\$0.00	(\$1,854.21)
24101	24101-1000-51100-1010-001006-1411-00000	Instruction-Salaries Expense	4/30/2019	Approve Payroll Register, Employee Portion	Teacher Level 1	895548	\$0.00	\$334.86	\$0.00	(\$334.86)
24101	24101-1000-51100-1010-001006-1411-00000	Instruction-Salaries Expense	4/30/2019	Journal Entry - Actuals			\$0.00	\$1,878.77	\$0.00	(\$1,878.77)
24101	24101-1000-51100-1010-001006-1411-00000	Instruction-Salaries Expense	5/15/2019	Approve Payroll Register - Encumbrance	Teacher Level 1	895588	\$0.00	\$0.00	(\$1,574.24)	\$1,574.24
24101	24101-1000-51100-1010-001006-1411-00000	Instruction-Salaries Expense	5/15/2019	Approve Payroll Register - Encumbrance	Teacher Level 1	895589	\$0.00	\$0.00	(\$1,854.21)	\$1,854.21
24101	24101-1000-51100-1010-001006-1411-00000	Instruction-Salaries Expense	5/15/2019	Approve Payroll Register - Encumbrance	Teacher Level 1	895615	\$0.00	\$0.00	(\$334.86)	\$334.86
24101	24101-1000-51100-1010-001006-1411-00000	Instruction-Salaries Expense	5/15/2019	Approve Payroll Register, Employee Portion	Teacher Level 1	895588	\$0.00	\$1,574.24	\$0.00	(\$1,574.24)
24101	24101-1000-51100-1010-001006-1411-00000	Instruction-Salaries Expense	5/15/2019	Approve Payroll Register, Employee Portion	Teacher Level 1	895589	\$0.00	\$1,854.21	\$0.00	(\$1,854.21)
24101	24101-1000-51100-1010-001006-1411-00000	Instruction-Salaries Expense	5/15/2019	Approve Payroll Register, Employee Portion	Teacher Level 1	895615	\$0.00	\$334.86	\$0.00	(\$334.86)
24101	24101-1000-51100-1010-001006-1411-00000	Instruction-Salaries Expense	5/31/2019	Approve Payroll Register - Encumbrance	Teacher Level 1	895664	\$0.00	\$0.00	(\$1,574.24)	\$1,574.24
24101	24101-1000-51100-1010-001006-1411-00000	Instruction-Salaries Expense	5/31/2019	Approve Payroll Register - Encumbrance	Teacher Level 1	895665	\$0.00	\$0.00	(\$1,854.21)	\$1,854.21
24101	24101-1000-51100-1010-001006-1411-00000	Instruction-Salaries Expense	5/31/2019	Approve Payroll Register - Encumbrance	Teacher Level 1	895691	\$0.00	\$0.00	(\$334.86)	\$334.86
24101	24101-1000-51100-1010-001006-1411-00000	Instruction-Salaries Expense	5/31/2019	Approve Payroll Register, Employee Portion	Teacher Level 1	895664	\$0.00	\$1,574.24	\$0.00	(\$1,574.24)
24101	24101-1000-51100-1010-001006-1411-00000	Instruction-Salaries Expense	5/31/2019	Approve Payroll Register, Employee Portion	Teacher Level 1	895665	\$0.00	\$1,854.21	\$0.00	(\$1,854.21)
24101	24101-1000-51100-1010-001006-1411-00000	Instruction-Salaries Expense	5/31/2019	Approve Payroll Register, Employee Portion	Teacher Level 1	895691	\$0.00	\$334.86	\$0.00	(\$334.86)
24101	24101-1000-51100-1010-001006-1411-00000	Instruction-Salaries Expense	6/10/2019	Approve Payroll Register - Encumbrance	Teacher Level 1	895730	\$0.00	\$0.00	(\$1,574.24)	\$1,574.24
24101	24101-1000-51100-1010-001006-1411-00000	Instruction-Salaries Expense	6/10/2019	Approve Payroll Register - Encumbrance	Teacher Level 1	895731	\$0.00	\$0.00	(\$1,854.21)	\$1,854.21
24101	24101-1000-51100-1010-001006-1411-00000	Instruction-Salaries Expense	6/10/2019	Approve Payroll Register - Encumbrance	Teacher Level 1	895755	\$0.00	\$0.00	(\$334.86)	\$334.86
24101	24101-1000-51100-1010-001006-1411-00000	Instruction-Salaries Expense	6/10/2019	Approve Payroll Register, Employee Portion	Teacher Level 1	895730	\$0.00	\$1,574.24	\$0.00	(\$1,574.24)
24101	24101-1000-51100-1010-001006-1411-00000	Instruction-Salaries Expense	6/10/2019	Approve Payroll Register, Employee Portion	Teacher Level 1	895731	\$0.00	\$1,854.21	\$0.00	(\$1,854.21)
24101	24101-1000-51100-1010-001006-1411-00000	Instruction-Salaries Expense	6/10/2019	Approve Payroll Register, Employee Portion	Teacher Level 1	895755	\$0.00	\$334.86	\$0.00	(\$334.86)
24101	24101-1000-51100-1010-001006-1411-00000	Instruction-Salaries Expense	6/15/2019	Journal Entry - Actuals			\$0.00	\$4,838.04	\$0.00	(\$4,838.04)
24101	24101-1000-51100-1010-001006-1411-00000	Instruction-Salaries Expense	6/28/2019	Approve Payroll Register - Encumbrance	Teacher Level 1	895793	\$0.00	\$0.00	(\$1,574.24)	\$1,574.24
24101	24101-1000-51100-1010-001006-1411-00000	Instruction-Salaries Expense	6/28/2019	Approve Payroll Register - Encumbrance	Teacher Level 1	895794	\$0.00	\$0.00	(\$1,854.21)	\$1,854.21
24101	24101-1000-51100-1010-001006-1411-00000	Instruction-Salaries Expense	6/28/2019	Approve Payroll Register - Encumbrance	Teacher Level 1	895817	\$0.00	\$0.00	(\$334.86)	\$334.86
24101	24101-1000-51100-1010-001006-1411-00000	Instruction-Salaries Expense	6/28/2019	Approve Payroll Register, Employee Portion	Teacher Level 1	895793	\$0.00	\$1,574.24	\$0.00	(\$1,574.24)
24101	24101-1000-51100-1010-001006-1411-00000	Instruction-Salaries Expense	6/28/2019	Approve Payroll Register, Employee Portion	Teacher Level 1	895794	\$0.00	\$1,854.21	\$0.00	(\$1,854.21)
24101	24101-1000-51100-1010-001006-1411-00000	Instruction-Salaries Expense	6/28/2019	Approve Payroll Register, Employee Portion	Teacher Level 1	895817	\$0.00	\$334.86	\$0.00	(\$334.86)
	24101-1000-51100-1010-001006-1411-00000						\$104,999.00	\$90,134.63	\$7,526.71	\$7,337.66
24101	24101-1000-52111-0000-001006-0000-00000	Instruction-Educational Retirement	7/1/2018	Adopt Budget	Adopt Budget: This Budget Item was		\$13,773.00	\$0.00	\$0.00	\$13,773.00
24101	24101-1000-52111-0000-001006-0000-00000	Instruction-Educational Retirement	7/1/2018	Adjust Budget	Adjust Budget: This Budget Item was		\$665.00	\$0.00	\$0.00	\$665.00
24101	24101-1000-52111-0000-001006-0000-00000	Instruction-Educational	8/13/2018	Encumber Employer Deductions	ERB	0	\$0.00	\$0.00	\$6,368.70	(\$6,368.70)
24101	24101-1000-52111-0000-001006-0000-00000	Instruction-Educational	8/13/2018	Encumber Employer Deductions	ERB	0	\$0.00	\$0.00	\$6,185.75	(\$6,185.75)
24101	24101-1000-52111-0000-001006-0000-00000	Instruction-Educational	8/13/2018	Encumber Employer Deductions	ERB	0	\$0.00	\$0.00	\$2,085.05	(\$2,085.05)
24101	24101-1000-52111-0000-001006-0000-00000	Instruction-Educational	8/14/2018	Unencumber Employer Deductions	ERB	0	\$0.00	\$0.00	(\$6,368.70)	\$6,368.70
24101	24101-1000-52111-0000-001006-0000-00000	Instruction-Educational	8/14/2018	Encumber Employer Deductions	ERB	0	\$0.00	\$0.00	\$6,368.70	(\$6,368.70)
24101	24101-1000-52111-0000-001006-0000-00000	Instruction-Educational	8/14/2018	Unencumber Employer Deductions	ERB	0	\$0.00	\$0.00	(\$2,085.05)	\$2,085.05
24101	24101-1000-52111-0000-001006-0000-00000	Instruction-Educational	8/14/2018	Encumber Employer Deductions	ERB	0	\$0.00	\$0.00	\$2,085.05	(\$2,085.05)
24101	24101-1000-52111-0000-001006-0000-00000	Instruction-Educational	8/15/2018	Approve Payroll Register - Encumbrance	ERB		\$0.00	\$0.00	(\$265.36)	\$265.36
24101	24101-1000-52111-0000-001006-0000-00000	Instruction-Educational	8/15/2018	Approve Payroll Register - Encumbrance	ERB		\$0.00	\$0.00	(\$257.74)	\$257.74
24101	24101-1000-52111-0000-001006-0000-00000	Instruction-Educational	8/15/2018	Approve Payroll Register - Encumbrance	ERB		\$0.00	\$0.00	(\$86.88)	\$86.88
24101	24101-1000-52111-0000-001006-0000-00000	Instruction-Educational	8/15/2018	Approve Payroll Register, Employer Portion	ERB		\$0.00	\$265.36	\$0.00	(\$265.36)
24101	24101-1000-52111-0000-001006-0000-00000	Instruction-Educational	8/15/2018	Approve Payroll Register, Employer Portion	ERB		\$0.00	\$257.74	\$0.00	(\$257.74)
24101	24101-1000-52111-0000-001006-0000-00000	Instruction-Educational	8/15/2018	Approve Payroll Register, Employer Portion	ERB		\$0.00	\$86.88	\$0.00	(\$86.88)
24101	24101-1000-52111-0000-001006-0000-00000	Instruction-Educational	8/15/2018	Unencumber Employer Deductions	ERB	0	\$0.00	\$0.00	(\$1,998.17)	\$1,998.17
24101	24101-1000-52111-0000-001006-0000-00000	Instruction-Educational	8/15/2018	Encumber Employer Deductions	ERB	0	\$0.00	\$0.00	\$1,070.61	(\$1,070.61)
24101	24101-1000-52111-0000-001006-0000-00000	Instruction-Educational	8/15/2018	Unencumber Employer Deductions	ERB	0	\$0.00	\$0.00	(\$6,103.34)	\$6,103.34
24101	24101-1000-52111-0000-001006-0000-00000	Instruction-Educational	8/15/2018	Encumber Employer Deductions	ERB	0	\$0.00	\$0.00	\$5,032.76	(\$5,032.76)
24101	24101-1000-52111-0000-001006-0000-00000	Instruction-Educational	8/31/2018	Approve Payroll Register - Encumbrance	ERB		\$0.00	\$0.00	(\$218.81)	\$218.81
24101	24101-1000-52111-0000-001006-0000-00000	Instruction-Educational	8/31/2018	Approve Payroll Register - Encumbrance	ERB		\$0.00	\$0.00	(\$257.74)	\$257.74
24101	24101-1000-52111-0000-001006-0000-00000	Instruction-Educational	8/31/2018	Approve Payroll Register - Encumbrance	ERB		\$0.00	\$0.00	(\$46.55)	\$46.55

Native American Community Academy

Accounting Cycle: FY2018-2019; Begin Date: 07/01/2018; End Date: 06/30/2019; Account Type: Expenditure; Account Expression: ((Fund) In ('25147','25131','27150','25201','25209','24101')) ; Subtotal Element: Fund; Beginning Balances: No; Add Budget Transactions: Yes; Add Encumbrance												
Fund	Account Code	Acct. Desc.	Trans. Date	Trans. Desc.	Description	Check		Budget	Actuals	Encumbrance	Available	
24101	24101-1000-52111-0000-001006-0000-00000	Instruction-Educational	8/31/2018	Approve Payroll Register, Employer Portion	ERB			\$0.00	\$218.82	\$0.00	(\$218.82)	
24101	24101-1000-52111-0000-001006-0000-00000	Instruction-Educational	8/31/2018	Approve Payroll Register, Employer Portion	ERB			\$0.00	\$257.74	\$0.00	(\$257.74)	
24101	24101-1000-52111-0000-001006-0000-00000	Instruction-Educational	8/31/2018	Unapprove Payroll Register, Employer Portion	ERB			\$0.00	\$46.55	\$0.00	(\$46.55)	
24101	24101-1000-52111-0000-001006-0000-00000	Instruction-Educational	9/6/2018	Unencumber Employer Deductions	ERB	0		\$0.00	\$0.00	(\$4,813.95)	\$4,813.95	
24101	24101-1000-52111-0000-001006-0000-00000	Instruction-Educational	9/6/2018	Encumber Employer Deductions	ERB	0		\$0.00	\$0.00	\$4,813.95	(\$4,813.95)	
24101	24101-1000-52111-0000-001006-0000-00000	Instruction-Educational	9/6/2018	Unencumber Employer Deductions	ERB	0		\$0.00	\$0.00	(\$5,670.27)	\$5,670.27	
24101	24101-1000-52111-0000-001006-0000-00000	Instruction-Educational	9/6/2018	Encumber Employer Deductions	ERB	0		\$0.00	\$0.00	\$5,670.27	(\$5,670.27)	
24101	24101-1000-52111-0000-001006-0000-00000	Instruction-Educational	9/6/2018	Unencumber Employer Deductions	ERB	0		\$0.00	\$0.00	(\$1,024.06)	\$1,024.06	
24101	24101-1000-52111-0000-001006-0000-00000	Instruction-Educational	9/6/2018	Encumber Employer Deductions	ERB	0		\$0.00	\$0.00	\$1,024.06	(\$1,024.06)	
24101	24101-1000-52111-0000-001006-0000-00000	Instruction-Educational	9/10/2018	Unencumber Employer Deductions	ERB	0		\$0.00	\$0.00	(\$4,813.95)	\$4,813.95	
24101	24101-1000-52111-0000-001006-0000-00000	Instruction-Educational	9/10/2018	Encumber Employer Deductions	ERB	0		\$0.00	\$0.00	\$4,813.95	(\$4,813.95)	
24101	24101-1000-52111-0000-001006-0000-00000	Instruction-Educational	9/11/2018	Unencumber Employer Deductions	ERB	0		\$0.00	\$0.00	(\$4,813.95)	\$4,813.95	
24101	24101-1000-52111-0000-001006-0000-00000	Instruction-Educational	9/11/2018	Encumber Employer Deductions	ERB	0		\$0.00	\$0.00	\$4,814.07	(\$4,814.07)	
24101	24101-1000-52111-0000-001006-0000-00000	Instruction-Educational	9/14/2018	Approve Payroll Register - Encumbrance	ERB			\$0.00	\$0.00	(\$218.83)	\$218.83	
24101	24101-1000-52111-0000-001006-0000-00000	Instruction-Educational	9/14/2018	Approve Payroll Register - Encumbrance	ERB			\$0.00	\$0.00	(\$257.74)	\$257.74	
24101	24101-1000-52111-0000-001006-0000-00000	Instruction-Educational	9/14/2018	Approve Payroll Register - Encumbrance	ERB			\$0.00	\$0.00	(\$46.55)	\$46.55	
24101	24101-1000-52111-0000-001006-0000-00000	Instruction-Educational	9/14/2018	Approve Payroll Register, Employer Portion	ERB			\$0.00	\$218.82	\$0.00	(\$218.82)	
24101	24101-1000-52111-0000-001006-0000-00000	Instruction-Educational	9/14/2018	Approve Payroll Register, Employer Portion	ERB			\$0.00	\$257.74	\$0.00	(\$257.74)	
24101	24101-1000-52111-0000-001006-0000-00000	Instruction-Educational	9/14/2018	Approve Payroll Register, Employer Portion	ERB			\$0.00	\$46.55	\$0.00	(\$46.55)	
24101	24101-1000-52111-0000-001006-0000-00000	Instruction-Educational	9/28/2018	Approve Payroll Register - Encumbrance	ERB			\$0.00	\$0.00	(\$218.83)	\$218.83	
24101	24101-1000-52111-0000-001006-0000-00000	Instruction-Educational	9/28/2018	Approve Payroll Register - Encumbrance	ERB			\$0.00	\$0.00	(\$257.74)	\$257.74	
24101	24101-1000-52111-0000-001006-0000-00000	Instruction-Educational	9/28/2018	Approve Payroll Register - Encumbrance	ERB			\$0.00	\$0.00	(\$46.55)	\$46.55	
24101	24101-1000-52111-0000-001006-0000-00000	Instruction-Educational	9/28/2018	Approve Payroll Register, Employer Portion	ERB			\$0.00	\$218.82	\$0.00	(\$218.82)	
24101	24101-1000-52111-0000-001006-0000-00000	Instruction-Educational	9/28/2018	Approve Payroll Register, Employer Portion	ERB			\$0.00	\$257.74	\$0.00	(\$257.74)	
24101	24101-1000-52111-0000-001006-0000-00000	Instruction-Educational	9/28/2018	Approve Payroll Register, Employer Portion	ERB			\$0.00	\$46.55	\$0.00	(\$46.55)	
24101	24101-1000-52111-0000-001006-0000-00000	Instruction-Educational	10/11/2018	Unencumber Employer								

Native American Community Academy

Accounting Cycle: FY2018-2019; Begin Date: 07/01/2018; End Date: 06/30/2019; Account Type: Expenditure; Account Expression: ((Fund) In ('25147','25131','27150','25201','25209','24101')); Subtotal Element: Fund; Beginning Balances: No; Add Budget Transactions: Yes; Add Encumbrance

	Account Code	Acct. Desc.	Trans. Date	Trans. Desc.	Description	Check	Budget	Actuals	Encumbrance	Available
24101	24101-1000-52111-0000-001006-0000-00000	Instruction-Educational	12/4/2018	Encumber Employer Deductions	ERB	0	\$0.00	\$0.00	\$4,123.83	(\$4,123.83)
24101	24101-1000-52111-0000-001006-0000-00000	Instruction-Educational	12/14/2018	Approve Payroll Register - Encumbrance	ERB		\$0.00	\$0.00	(\$67.23)	\$67.23
24101	24101-1000-52111-0000-001006-0000-00000	Instruction-Educational	12/14/2018	Approve Payroll Register - Encumbrance	ERB		\$0.00	\$0.00	(\$218.82)	\$218.82
24101	24101-1000-52111-0000-001006-0000-00000	Instruction-Educational	12/14/2018	Approve Payroll Register - Encumbrance	ERB		\$0.00	\$0.00	(\$249.34)	\$249.34
24101	24101-1000-52111-0000-001006-0000-00000	Instruction-Educational	12/14/2018	Approve Payroll Register - Encumbrance	ERB		\$0.00	\$0.00	(\$46.55)	\$46.55
24101	24101-1000-52111-0000-001006-0000-00000	Instruction-Educational	12/14/2018	Approve Payroll Register, Employer Portion	ERB		\$0.00	\$218.82	\$0.00	(\$218.82)
24101	24101-1000-52111-0000-001006-0000-00000	Instruction-Educational	12/14/2018	Approve Payroll Register, Employer Portion	ERB		\$0.00	\$257.74	\$0.00	(\$257.74)
24101	24101-1000-52111-0000-001006-0000-00000	Instruction-Educational	12/14/2018	Approve Payroll Register, Employer Portion	ERB		\$0.00	\$46.55	\$0.00	(\$46.55)
24101	24101-1000-52111-0000-001006-0000-00000	Instruction-Educational	12/18/2018	Unencumber Employer Deductions	ERB	0	\$0.00	\$0.00	(\$698.22)	\$698.22
24101	24101-1000-52111-0000-001006-0000-00000	Instruction-Educational	12/18/2018	Encumber Employer Deductions	ERB	0	\$0.00	\$0.00	\$698.23	(\$698.23)
24101	24101-1000-52111-0000-001006-0000-00000	Instruction-Educational	12/31/2018	Approve Payroll Register - Encumbrance	ERB		\$0.00	\$0.00	(\$218.83)	\$218.83
24101	24101-1000-52111-0000-001006-0000-00000	Instruction-Educational	12/31/2018	Approve Payroll Register - Encumbrance	ERB		\$0.00	\$0.00	(\$249.34)	\$249.34
24101	24101-1000-52111-0000-001006-0000-00000	Instruction-Educational	12/31/2018	Approve Payroll Register - Encumbrance	ERB		\$0.00	\$0.00	(\$46.55)	\$46.55
24101	24101-1000-52111-0000-001006-0000-00000	Instruction-Educational	12/31/2018	Approve Payroll Register, Employer Portion	ERB		\$0.00	\$218.82	\$0.00	(\$218.82)
24101	24101-1000-52111-0000-001006-0000-00000	Instruction-Educational	12/31/2018	Approve Payroll Register, Employer Portion	ERB		\$0.00	\$257.74	\$0.00	(\$257.74)
24101	24101-1000-52111-0000-001006-0000-00000	Instruction-Educational	12/31/2018	Approve Payroll Register, Employer Portion	ERB		\$0.00	\$46.55	\$0.00	(\$46.55)
24101	24101-1000-52111-0000-001006-0000-00000	Instruction-Educational	1/15/2019	Approve Payroll Register - Encumbrance	ERB		\$0.00	\$0.00	(\$218.82)	\$218.82
24101	24101-1000-52111-0000-001006-0000-00000	Instruction-Educational	1/15/2019	Approve Payroll Register - Encumbrance	ERB		\$0.00	\$0.00	(\$249.34)	\$249.34
24101	24101-1000-52111-0000-001006-0000-00000	Instruction-Educational	1/15/2019	Approve Payroll Register - Encumbrance	ERB		\$0.00	\$0.00	(\$46.55)	\$46.55
24101	24101-1000-52111-0000-001006-0000-00000	Instruction-Educational	1/15/2019	Approve Payroll Register, Employer Portion	ERB		\$0.00	\$218.82	\$0.00	(\$218.82)
24101	24101-1000-52111-0000-001006-0000-00000	Instruction-Educational	1/15/2019	Approve Payroll Register, Employer Portion	ERB		\$0.00	\$257.74	\$0.00	(\$257.74)
24101	24101-1000-52111-0000-001006-0000-00000	Instruction-Educational	1/15/2019	Approve Payroll Register, Employer Portion	ERB		\$0.00	\$46.55	\$0.00	(\$46.55)
24101	24101-1000-52111-0000-001006-0000-00000	Instruction-Educational	1/31/2019	Approve Payroll Register - Encumbrance	ERB		\$0.00	\$0.00	(\$218.83)	\$218.83
24101	24101-1000-52111-0000-001006-0000-00000	Instruction-Educational	1/31/2019	Approve Payroll Register - Encumbrance	ERB		\$0.00	\$0.00	(\$249.34)	\$249.34
24101	24101-1000-52111-0000-001006-0000-00000	Instruction-Educational	1/31/2019	Approve Payroll Register - Encumbrance	ERB		\$0.00	\$0.00	(\$46.55)	\$46.55
24101	24101-1000-52111-0000-001006-0000-00000	Instruction-Educational	1/31/2019	Approve Payroll Register, Employer Portion	ERB		\$0.00	\$218.82	\$0.00	(\$218.82)
24101	24101-1000-52111-0000-001006-0000-00000	Instruction-Educational	1/31/2019	Approve Payroll Register, Employer Portion	ERB		\$0.00	\$257.74	\$0.00	(\$257.

Native American Community Academy

Appendix 3 Title Fund Audit Report

Fund Audit Report

Accounting Cycle: FY2018-2019; Begin Date: 07/01/2018; End Date: 06/30/2019; Account Type: Expenditure; Account Expression: (([Fund] In ('25147','25131','27150','25201','25209','24101'))); Subtotal Element: Fund; Beginning Balances: No; Add Budget Transactions: Yes; Add Encumbrance

Fund	Account Code	Acct. Desc.	Trans. Date	Trans. Desc.	Description	Check	Budget	Actuals	Encumbrance	Available
24101	24101-1000-52111-0000-001006-0000-000000	Instruction-Educational	4/30/2019	Approve Payroll Register - Encumbrance	ERB		\$0.00	\$0.00	(\$218.83)	\$218.83
24101	24101-1000-52111-0000-001006-0000-000000	Instruction-Educational	4/30/2019	Approve Payroll Register - Encumbrance	ERB		\$0.00	\$0.00	(\$249.34)	\$249.34
24101	24101-1000-52111-0000-001006-0000-000000	Instruction-Educational	4/30/2019	Approve Payroll Register - Encumbrance	ERB		\$0.00	\$0.00	(\$46.55)	\$46.55
24101	24101-1000-52111-0000-001006-0000-000000	Instruction-Educational	4/30/2019	Approve Payroll Register, Employer Portion	ERB		\$0.00	\$218.82	\$0.00	(\$218.82)
24101	24101-1000-52111-0000-001006-0000-000000	Instruction-Educational	4/30/2019	Approve Payroll Register, Employer Portion	ERB		\$0.00	\$257.74	\$0.00	(\$257.74)
24101	24101-1000-52111-0000-001006-0000-000000	Instruction-Educational	4/30/2019	Approve Payroll Register, Employer Portion	ERB		\$0.00	\$46.55	\$0.00	(\$46.55)
24101	24101-1000-52111-0000-001006-0000-000000	Instruction-Educational	5/15/2019	Approve Payroll Register - Encumbrance	ERB		\$0.00	\$0.00	(\$218.82)	\$218.82
24101	24101-1000-52111-0000-001006-0000-000000	Instruction-Educational	5/15/2019	Approve Payroll Register - Encumbrance	ERB		\$0.00	\$0.00	(\$249.33)	\$249.33
24101	24101-1000-52111-0000-001006-0000-000000	Instruction-Educational	5/15/2019	Approve Payroll Register - Encumbrance	ERB		\$0.00	\$0.00	(\$46.55)	\$46.55
24101	24101-1000-52111-0000-001006-0000-000000	Instruction-Educational	5/15/2019	Approve Payroll Register, Employer Portion	ERB		\$0.00	\$218.82	\$0.00	(\$218.82)
24101	24101-1000-52111-0000-001006-0000-000000	Instruction-Educational	5/15/2019	Approve Payroll Register, Employer Portion	ERB		\$0.00	\$257.74	\$0.00	(\$257.74)
24101	24101-1000-52111-0000-001006-0000-000000	Instruction-Educational	5/15/2019	Approve Payroll Register, Employer Portion	ERB		\$0.00	\$46.55	\$0.00	(\$46.55)
24101	24101-1000-52111-0000-001006-0000-000000	Instruction-Educational	5/16/2019	Unencumber Employer Deductions	ERB	0	\$0.00	\$0.00	(\$1,313.89)	\$1,313.89
24101	24101-1000-52111-0000-001006-0000-000000	Instruction-Educational	5/16/2019	Encumber Employer Deductions	ERB	0	\$0.00	\$0.00	\$1,288.69	(\$1,288.69)
24101	24101-1000-52111-0000-001006-0000-000000	Instruction-Educational	5/16/2019	Unencumber Employer Deductions	ERB	0	\$0.00	\$0.00	(\$1,288.69)	\$1,288.69
24101	24101-1000-52111-0000-001006-0000-000000	Instruction-Educational	5/16/2019	Encumber Employer Deductions	ERB	0	\$0.00	\$0.00	\$1,288.69	(\$1,288.69)
24101	24101-1000-52111-0000-001006-0000-000000	Instruction-Educational	5/16/2019	Approve Payroll Register - Encumbrance	ERB		\$0.00	\$0.00	(\$65.94)	\$65.94
24101	24101-1000-52111-0000-001006-0000-000000	Instruction-Educational	5/31/2019	Approve Payroll Register - Encumbrance	ERB		\$0.00	\$0.00	(\$218.83)	\$218.83
24101	24101-1000-52111-0000-001006-0000-000000	Instruction-Educational	5/31/2019	Approve Payroll Register - Encumbrance	ERB		\$0.00	\$0.00	(\$244.55)	\$244.55
24101	24101-1000-52111-0000-001006-0000-000000	Instruction-Educational	5/31/2019	Approve Payroll Register - Encumbrance	ERB		\$0.00	\$0.00	(\$46.55)	\$46.55
24101	24101-1000-52111-0000-001006-0000-000000	Instruction-Educational	5/31/2019	Approve Payroll Register, Employer Portion	ERB		\$0.00	\$218.82	\$0.00	(\$218.82)
24101	24101-1000-52111-0000-001006-0000-000000	Instruction-Educational	5/31/2019	Approve Payroll Register, Employer Portion	ERB		\$0.00	\$257.74	\$0.00	(\$257.74)
24101	24101-1000-52111-0000-001006-0000-000000	Instruction-Educational	5/31/2019	Approve Payroll Register, Employer Portion	ERB		\$0.00	\$46.55	\$0.00	(\$46.55)
24101	24101-1000-52111-0000-001006-0000-000000	Instruction-Educational	6/10/2019	Approve Payroll Register - Encumbrance	ERB		\$0.00	\$0.00	(\$218.82)	\$218.82
24101	24101-1000-52111-0000-001006-0000-000000	Instruction-Educational	6/10/2019	Approve Payroll Register - Encumbrance	ERB		\$0.00	\$0.00	(\$244.55)	\$244.55
24101	24101-1000-52111-0000-001006-0000-000000	Instruction-Educational	6/10/2019	Approve Payroll Register - Encumbrance	ERB		\$0.00	\$0.00	(\$46.54)	\$46.54
24101	24101-1000-52111-0000-001006-0000-000000	Instruction-Educational	6/10/2019	Approve Payroll Register, Employer Portion	ERB		\$0.00	\$218.82	\$0.00	(\$218.82)
24101	24101-1000-52111-0000-001006-0000-000000	Instruction-Educational	6/10/2019	Approve Payroll Register, Employer Portion	ERB		\$0.00	\$257.74	\$0.00	(\$257.74)
24101	24101-1000-52111-0000-001006-0000-000000	Instruction-Educational	6/10/2019	Approve Payroll Register, Employer Portion	ERB		\$0.00	\$46.55	\$0.00	(\$46.55)
24101	24101-1000-52111-0000-001006-0000-000000	Instruction-Educational Retirement	6/15/2019	Journal Entry - Actuals			\$0.00	\$672.48	\$0.00	(\$672.48)
24101	24101-1000-52111-0000-001006-0000-000000	Instruction-Educational	6/24/2019	Unencumber Employer Deductions	ERB	0	\$0.00	\$0.00	(\$773.21)	\$773.21
24101	24101-1000-52111-0000-001006-0000-000000	Instruction-Educational	6/24/2019	Encumber Employer Deductions	ERB	0	\$0.00	\$0.00	\$773.21	(\$773.21)
24101	24101-1000-52111-0000-001006-0000-000000	Instruction-Educational	6/24/2019	Unencumber Employer Deductions	ERB	0	\$0.00	\$0.00	(\$733.65)	\$733.65
24101	24101-1000-52111-0000-001006-0000-000000	Instruction-Educational	6/24/2019	Encumber Employer Deductions	ERB	0	\$0.00	\$0.00	\$773.21	(\$773.21)
24101	24101-1000-52111-0000-001006-0000-000000	Instruction-Educational	6/24/2019	Unencumber Employer Deductions	ERB	0	\$0.00	\$0.00	(\$773.21)	\$773.21
24101	24101-1000-52111-0000-001006-0000-000000	Instruction-Educational	6/24/2019	Encumber Employer Deductions	ERB	0	\$0.00	\$0.00	\$773.21	(\$773.21)
24101	24101-1000-52111-0000-001006-0000-000000	Instruction-Educational	6/28/2019	Approve Payroll Register - Encumbrance	ERB		\$0.00	\$0.00	(\$218.83)	\$218.83
24101	24101-1000-52111-0000-001006-0000-000000	Instruction-Educational	6/28/2019	Approve Payroll Register - Encumbrance	ERB		\$0.00	\$0.00	(\$300.25)	\$300.25
24101	24101-1000-52111-0000-001006-0000-000000	Instruction-Educational	6/28/2019	Approve Payroll Register - Encumbrance	ERB		\$0.00	\$0.00	(\$46.55)	\$46.55
24101	24101-1000-52111-0000-001006-0000-000000	Instruction-Educational	6/28/2019	Approve Payroll Register, Employer Portion	ERB		\$0.00	\$218.82	\$0.00	(\$218.82)
24101	24101-1000-52111-0000-001006-0000-000000	Instruction-Educational	6/28/2019	Approve Payroll Register, Employer Portion	ERB		\$0.00	\$257.74	\$0.00	(\$257.74)
24101	24101-1000-52111-0000-001006-0000-000000	Instruction-Educational	6/28/2019	Approve Payroll Register, Employer Portion	ERB		\$0.00	\$46.55	\$0.00	(\$46.55)
	24101-1000-52111-0000-001006-0000-000000						\$14,438.00	\$12,267.77	\$1,003.61	\$1,166.62
24101	24101-1000-52112-0000-001006-0000-000000	Instruction-ERA - Retiree Health	7/1/2018	Adopt Budget	Adopt Budget: This Budget Item was		\$2,004.00	\$0.00	\$0.00	\$2,004.00
24101	24101-1000-52112-0000-001006-0000-000000	Instruction-ERA - Retiree Health	7/1/2018	Adjust Budget	Adjust Budget: This Budget Item was		\$97.00	\$0.00	\$0.00	\$97.00
24101	24101-1000-52112-0000-001006-0000-000000	Instruction-ERA - Retiree	8/13/2018	Encumber Employer Deductions	NM Retire Health	0	\$0.00	\$0.00	\$916.26	(\$916.26)
24101	24101-1000-52112-0000-001006-0000-000000	Instruction-ERA - Retiree	8/13/2018	Encumber Employer Deductions	NM Retire Health	0	\$0.00	\$0.00	\$889.92	(\$889.92)
24101	24101-1000-52112-0000-001006-0000-000000	Instruction-ERA - Retiree	8/13/2018	Encumber Employer Deductions	NM Retire Health	0	\$0.00	\$0.00	\$299.99	(\$299.99)
24101	24101-1000-52112-0000-001006-0000-000000	Instruction-ERA - Retiree	8/14/2018	Unencumber Employer Deductions	NM Retire Health	0	\$0.00	\$0.00	(\$916.26)	\$916.26
24101	24101-1000-52112-0000-001006-0000-000000	Instruction-ERA - Retiree	8/14/2018	Encumber Employer Deductions	NM Retire Health	0	\$0.00	\$0.00	\$916.26	(\$916.26)
24101	24101-1000-52112-0000-001006-0000-000000	Instruction-ERA - Retiree	8/14/2018	Unencumber Employer Deductions	NM Retire Health	0	\$0.00	\$0.00	(\$299.99)	\$299.99
24101	24101-1000-52112-0000-001006-0000-000000	Instruction-ERA - Retiree	8/14/2018	Encumber Employer Deductions	NM Retire Health	0	\$0.00	\$0.00	\$299.99	(\$299.99)
24101	24101-1000-52112-0000-001006-0000-000000	Instruction-ERA - Retiree	8/15/2018	Approve Payroll Register - Encumbrance	NM Retire Health	12832	\$0.00	\$0.00	(\$38.18)	\$38.18
24101	24101-1000-52112-0000-001006-0000-000000	Instruction-ERA - Retiree	8/15/2018	Approve Payroll Register - Encumbrance	NM Retire Health	12832	\$0.00	\$0.00	(\$37.08)	\$37.08
24101	24101-1000-52112-0000-001006-0000-000000	Instruction-ERA - Retiree	8/15/2018	Approve Payroll Register - Encumbrance	NM Retire Health	12832	\$0.00	\$0.00	(\$12.50)	\$12.50

Native American Community Academy

Accounting Cycle: FY2018-2019; Begin Date: 07/01/2018; End Date: 06/30/2019; Account Type: Expenditure; Account Expression: ((Fund In ('25147','25131','27150','25201','25209','24101'))); Subtotal Element: Fund; Beginning Balances: No; Add Budget Transactions: Yes; Add Encumbrance

Fund	Account Code	Acct. Desc.	Trans. Date	Trans. Desc.	Description	Check	Budget	Actuals	Encumbrance	Available
24101	24101-1000-52112-0000-001006-0000-00000	Instruction-ERA - Retiree	8/15/2018	Approve Payroll Register, Employer Portion	NM Retire Health	12832	\$0.00	\$38.18	\$0.00	(\$38.18)
24101	24101-1000-52112-0000-001006-0000-00000	Instruction-ERA - Retiree	8/15/2018	Approve Payroll Register, Employer Portion	NM Retire Health	12832	\$0.00	\$37.08	\$0.00	(\$37.08)
24101	24101-1000-52112-0000-001006-0000-00000	Instruction-ERA - Retiree	8/15/2018	Approve Payroll Register, Employer Portion	NM Retire Health	12832	\$0.00	\$12.50	\$0.00	(\$12.50)
24101	24101-1000-52112-0000-001006-0000-00000	Instruction-ERA - Retiree	8/15/2018	Unencumber Employer Deductions	NM Retire Health	0	\$0.00	\$0.00	(\$287.49)	\$287.49
24101	24101-1000-52112-0000-001006-0000-00000	Instruction-ERA - Retiree	8/15/2018	Encumber Employer Deductions	NM Retire Health	0	\$0.00	\$0.00	\$154.09	(\$154.09)
24101	24101-1000-52112-0000-001006-0000-00000	Instruction-ERA - Retiree	8/15/2018	Unencumber Employer Deductions	NM Retire Health	0	\$0.00	\$0.00	(\$878.08)	\$878.08
24101	24101-1000-52112-0000-001006-0000-00000	Instruction-ERA - Retiree	8/15/2018	Encumber Employer Deductions	NM Retire Health	0	\$0.00	\$0.00	\$723.99	(\$723.99)
24101	24101-1000-52112-0000-001006-0000-00000	Instruction-ERA - Retiree	8/31/2018	Approve Payroll Register - Encumbrance	NM Retire Health	12832	\$0.00	\$0.00	(\$31.48)	\$31.48
24101	24101-1000-52112-0000-001006-0000-00000	Instruction-ERA - Retiree	8/31/2018	Approve Payroll Register - Encumbrance	NM Retire Health	12832	\$0.00	\$0.00	(\$37.08)	\$37.08
24101	24101-1000-52112-0000-001006-0000-00000	Instruction-ERA - Retiree	8/31/2018	Approve Payroll Register - Encumbrance	NM Retire Health	12832	\$0.00	\$0.00	(\$6.70)	\$6.70
24101	24101-1000-52112-0000-001006-0000-00000	Instruction-ERA - Retiree	8/31/2018	Approve Payroll Register, Employer Portion	NM Retire Health	12832	\$0.00	\$31.48	\$0.00	(\$31.48)
24101	24101-1000-52112-0000-001006-0000-00000	Instruction-ERA - Retiree	8/31/2018	Approve Payroll Register, Employer Portion	NM Retire Health	12832	\$0.00	\$37.08	\$0.00	(\$37.08)
24101	24101-1000-52112-0000-001006-0000-00000	Instruction-ERA - Retiree	8/31/2018	Approve Payroll Register, Employer Portion	NM Retire Health	12832	\$0.00	\$6.70	\$0.00	(\$6.70)
24101	24101-1000-52112-0000-001006-0000-00000	Instruction-ERA - Retiree	9/6/2018	Unencumber Employer Deductions	NM Retire Health	0	\$0.00	\$0.00	(\$692.51)	\$692.51
24101	24101-1000-52112-0000-001006-0000-00000	Instruction-ERA - Retiree	9/6/2018	Encumber Employer Deductions	NM Retire Health	0	\$0.00	\$0.00	\$692.51	(\$692.51)
24101	24101-1000-52112-0000-001006-0000-00000	Instruction-ERA - Retiree	9/6/2018	Unencumber Employer Deductions	NM Retire Health	0	\$0.00	\$0.00	(\$815.76)	\$815.76
24101	24101-1000-52112-0000-001006-0000-00000	Instruction-ERA - Retiree	9/6/2018	Encumber Employer Deductions	NM Retire Health	0	\$0.00	\$0.00	\$815.76	(\$815.76)
24101	24101-1000-52112-0000-001006-0000-00000	Instruction-ERA - Retiree	9/6/2018	Unencumber Employer Deductions	NM Retire Health	0	\$0.00	\$0.00	(\$147.39)	\$147.39
24101	24101-1000-52112-0000-001006-0000-00000	Instruction-ERA - Retiree	9/6/2018	Encumber Employer Deductions	NM Retire Health	0	\$0.00	\$0.00	\$147.39	(\$147.39)
24101	24101-1000-52112-0000-001006-0000-00000	Instruction-ERA - Retiree	9/10/2018	Unencumber Employer Deductions	NM Retire Health	0	\$0.00	\$0.00	(\$692.51)	\$692.51
24101	24101-1000-52112-0000-001006-0000-00000	Instruction-ERA - Retiree	9/10/2018	Encumber Employer Deductions	NM Retire Health	0	\$0.00	\$0.00	\$692.51	(\$692.51)
24101	24101-1000-52112-0000-001006-0000-00000	Instruction-ERA - Retiree	9/11/2018	Unencumber Employer Deductions	NM Retire Health	0	\$0.00	\$0.00	(\$692.51)	\$692.51
24101	24101-1000-52112-0000-001006-0000-00000	Instruction-ERA - Retiree	9/11/2018	Encumber Employer Deductions	NM Retire Health	0	\$0.00	\$0.00	\$692.50	(\$692.50)
24101	24101-1000-52112-0000-001006-0000-00000	Instruction-ERA - Retiree	9/14/2018	Approve Payroll Register - Encumbrance	NM Retire Health	12911	\$0.00	\$0.00	(\$31.48)	\$31.48
24101	24101-1000-52112-0000-001006-0000-00000	Instruction-ERA - Retiree	9/14/2018	Approve Payroll Register - Encumbrance	NM Retire Health	12911	\$0.00	\$0.00	(\$37.08)	\$37.08
24101	24101-1000-52112-0000-001006-0000-00000	Instruction-ERA - Retiree	9/14/2018	Approve Payroll Register - Encumbrance	NM Retire Health	12911	\$0.00	\$0.00	(\$6.70)	\$6.70
24101	24101-1000-52112-0000-001006-0000-00000	Instruction-ERA - Retiree	9/14/2018	Approve Payroll Register, Employer Portion	NM Retire Health	12911	\$0.00	\$31.48	\$0.00	(\$31.48)
24101	24101-1000-52112-0000-001006-0000-00000	Instruction-ERA - Retiree	9/14/2018	Approve Payroll Register, Employer Portion	NM Retire Health	12911	\$0.00	\$37.08	\$0.00	(\$37.08)
24101	24101-1000-52112-0000-001006-0000-00000	Instruction-ERA - Retiree	9/14/2018	Approve Payroll Register, Employer Portion	NM Retire Health	12911	\$0.00	\$6.70	\$0.00	(\$6.70)
24101	24101-1000-52112-0000-001006-0000-00000	Instruction-ERA - Retiree	9/28/2018	Approve Payroll Register - Encumbrance	NM Retire Health	12911	\$0.00	\$0.00	(\$31.48)	\$31.48
24101	24101-1000-52112-0000-001006-0000-00000	Instruction-ERA - Retiree	9/28/2018	Approve Payroll Register - Encumbrance	NM Retire Health	12911	\$0.00	\$0.00	(\$37.08)	\$37.08
24101	24101-1000-52112-0000-001006-0000-00000	Instruction-ERA - Retiree	9/28/2018	Approve Payroll Register - Encumbrance	NM Retire Health	12911	\$0.00	\$0.00	(\$6.70)	\$6.70
24101	24101-1000-52112-0000-001006-0000-00000	Instruction-ERA - Retiree	9/28/2018	Approve Payroll Register, Employer Portion	NM Retire Health	12911	\$0.00	\$31.48	\$0.00	(\$31.48)
24101	24101-1000-52112-0000-001006-0000-00000	Instruction-ERA - Retiree	9/28/2018	Approve Payroll Register, Employer Portion	NM Retire Health	12911	\$0.00	\$37.08	\$0.00	(\$37.08)
24101	24101-1000-52112-0000-001006-0000-00000	Instruction-ERA - Retiree	9/28/2018	Approve Payroll Register, Employer Portion	NM Retire Health	12911	\$0.00	\$6.70	\$0.00	(\$6.70)
24101	24101-1000-52112-0000-001006-0000-00000	Instruction-ERA - Retiree	10/11/2018	Unencumber Employer Deductions	NM Retire Health	0	\$0.00	\$0.00	(\$133.99)	\$133.99
24101	24101-1000-52112-0000-001006-0000-00000	Instruction-ERA - Retiree	10/11/2018	Encumber Employer Deductions	NM Retire Health	0	\$0.00	\$0.00	\$134.00	(\$134.00)
24101	24101-1000-52112-0000-001006-0000-00000	Instruction-ERA - Retiree	10/12/2018	Unencumber Employer Deductions	NM Retire Health	0	\$0.00	\$0.00	(\$134.00)	\$134.00
24101	24101-1000-52112-0000-001006-0000-00000	Instruction-ERA - Retiree	10/12/2018	Encumber Employer Deductions	NM Retire Health	0	\$0.00	\$0.00	\$134.00	(\$134.00)
24101	24101-1000-52112-0000-001006-0000-00000	Instruction-ERA - Retiree	10/15/2018	Approve Payroll Register - Encumbrance	NM Retire Health	12982	\$0.00	\$0.00	(\$31.48)	\$31.48
24101	24101-1000-52112-0000-001006-0000-00000	Instruction-ERA - Retiree	10/15/2018	Approve Payroll Register - Encumbrance	NM Retire Health	12982	\$0.00	\$0.00	(\$37.08)	\$37.08
24101	24101-1000-52112-0000-001006-0000-00000	Instruction-ERA - Retiree	10/15/2018	Approve Payroll Register - Encumbrance	NM Retire Health	12982	\$0.00	\$0.00	(\$6.70)	\$6.70
24101	24101-1000-52112-0000-001006-0000-00000	Instruction-ERA - Retiree	10/15/2018	Approve Payroll Register, Employer Portion	NM Retire Health	12982	\$0.00	\$31.48	\$0.00	(\$31.48)
24101	24101-1000-52112-0000-001006-0000-00000	Instruction-ERA - Retiree	10/15/2018	Approve Payroll Register, Employer Portion	NM Retire Health	12982	\$0.00	\$37.08	\$0.00	(\$37.08)
24101	24101-1000-52112-0000-001006-0000-00000	Instruction-ERA - Retiree	10/15/2018	Approve Payroll Register, Employer Portion	NM Retire Health	12982	\$0.00	\$6.70	\$0.00	(\$6.70)
24101	24101-1000-52112-0000-001006-0000-00000	Instruction-ERA - Retiree	10/31/2018	Approve Payroll Register - Encumbrance	NM Retire Health	12982	\$0.00	\$0.00	(\$31.48)	\$31.48
24101	24101-1000-52112-0000-001006-0000-00000	Instruction-ERA - Retiree	10/31/2018	Approve Payroll Register - Encumbrance	NM Retire Health	12982	\$0.00	\$0.00	(\$37.08)	\$37.08
24101	24101-1000-52112-0000-001006-0000-00000	Instruction-ERA - Retiree	10/31/2018	Approve Payroll Register - Encumbrance	NM Retire Health	12982	\$0.00	\$0.00	(\$6.70)	\$6.70
24101	24101-1000-52112-0000-001006-0000-00000	Instruction-ERA - Retiree	10/31/2018	Approve Payroll Register, Employer Portion	NM Retire Health	12982	\$0.00	\$31.48	\$0.00	(\$31.48)
24101	24101-1000-52112-0000-001006-0000-00000	Instruction-ERA - Retiree	10/31/2018	Approve Payroll Register, Employer Portion	NM Retire Health	12982	\$0.00	\$37.08	\$0.00	(\$37.08)
24101	24101-1000-52112-0000-001006-0000-00000	Instruction-ERA - Retiree	10/31/2018	Approve Payroll Register, Employer Portion	NM Retire Health	12982	\$0.00	\$6.70	\$0.00	(\$6.70)
24101	24101-1000-52112-0000-001006-0000-00000	Instruction-ERA - Retiree	11/15/2018	Approve Payroll Register - Encumbrance	NM Retire Health	13042	\$0.00	\$0.00	(\$31.48)	\$31.48
24101	24101-1000-52112-0000-001006-0000-00000	Instruction-ERA - Retiree	11/15/2018	Approve Payroll Register - Encumbrance	NM Retire Health	13042	\$0.00	\$0.00	(\$37.08)	\$37.08
24101	24101-1000-52112-0000-001006-0000-00000	Instruction-ERA - Retiree	11/15/2018	Approve Payroll Register - Encumbrance	NM Retire Health	13042	\$0.00	\$0.00	(\$6.70)	\$6.70
24101	24101-1000-52112-0000-001006-0000-00000	Instruction-ERA - Retiree	11/15/2018	Approve Payroll Register, Employer Portion	NM Retire Health	13042	\$0.00	\$31.48	\$0.00	(\$31.48)
24101	24101-1000-52112-0000-001006-0000-00000	Instruction-ERA - Retiree	11/15/2018	Approve Payroll Register, Employer Portion	NM Retire Health	13042	\$0.00	\$37.08	\$0.00	(\$37.08)
24101	24101-1000-52112-0000-001006-0000-00000	Instruction-ERA - Retiree	11/15/2018	Approve Payroll Register, Employer Portion	NM Retire Health	13042	\$0.00	\$6.70	\$0.00	(\$6.70)
24101	24101-1000-52112-0000-001006-0000-00000	Instruction-ERA - Retiree	11/30/2018	Approve Payroll Register - Encumbrance	NM Retire Health	13042	\$0.00	\$0.00	(\$31.48)	\$31.48

Native American Community Academy

Fund Audit Report

Accounting Cycle: FY2018-2019; Begin Date: 07/01/2018; End Date: 06/30/2019; Account Type: Expenditure; Account Expression: ((Fund) In ('25147','25131','27150','25201','25209','24101')) ; Subtotal Element: Fund; Beginning Balances: No; Add Budget Transactions: Yes; Add Encumbrance

Run#	Account Code	Acct. Desc.	Trans. Date	Trans. Desc.	Description	Check	Budget	Actuals	Encumbrance	Available
24101	24101-1000-52112-0000-001006-0000-00000	Instruction-ERA - Retiree	3/29/2019	Approve Payroll Register - Encumbrance	NM Retire Health	13313	\$0.00	\$0.00	(\$6.70)	\$6.70
24101	24101-1000-52112-0000-001006-0000-00000	Instruction-ERA - Retiree	3/29/2019	Approve Payroll Register, Employer Portion	NM Retire Health	13313	\$0.00	\$31.48	\$0.00	(\$31.48)
24101	24101-1000-52112-0000-001006-0000-00000	Instruction-ERA - Retiree	3/29/2019	Approve Payroll Register, Employer Portion	NM Retire Health	13313	\$0.00	\$37.08	\$0.00	(\$37.08)
24101	24101-1000-52112-0000-001006-0000-00000	Instruction-ERA - Retiree	3/29/2019	Approve Payroll Register, Employer Portion	NM Retire Health	13313	\$0.00	\$6.70	\$0.00	(\$6.70)
24101	24101-1000-52112-0000-001006-0000-00000	Instruction-ERA - Retiree	4/15/2019	Approve Payroll Register - Encumbrance	NM Retire Health	13399	\$0.00	\$0.00	(\$31.48)	\$31.48
24101	24101-1000-52112-0000-001006-0000-00000	Instruction-ERA - Retiree	4/15/2019	Approve Payroll Register - Encumbrance	NM Retire Health	13399	\$0.00	\$0.00	(\$35.86)	\$35.86
24101	24101-1000-52112-0000-001006-0000-00000	Instruction-ERA - Retiree	4/15/2019	Approve Payroll Register - Encumbrance	NM Retire Health	13399	\$0.00	\$0.00	(\$6.70)	\$6.70
24101	24101-1000-52112-0000-001006-0000-00000	Instruction-ERA - Retiree	4/15/2019	Approve Payroll Register, Employer Portion	NM Retire Health	13399	\$0.00	\$31.48	\$0.00	(\$31.48)
24101	24101-1000-52112-0000-001006-0000-00000	Instruction-ERA - Retiree	4/15/2019	Approve Payroll Register, Employer Portion	NM Retire Health	13399	\$0.00	\$37.08	\$0.00	(\$37.08)
24101	24101-1000-52112-0000-001006-0000-00000	Instruction-ERA - Retiree	4/15/2019	Approve Payroll Register, Employer Portion	NM Retire Health	13399	\$0.00	\$6.70	\$0.00	(\$6.70)
24101	24101-1000-52112-0000-001006-0000-00000	Instruction-ERA - Retiree	4/30/2019	Approve Payroll Register - Encumbrance	NM Retire Health	13399	\$0.00	\$0.00	(\$31.48)	\$31.48
24101	24101-1000-52112-0000-001006-0000-00000	Instruction-ERA - Retiree	4/30/2019	Approve Payroll Register - Encumbrance	NM Retire Health	13399	\$0.00	\$0.00	(\$35.87)	\$35.87
24101	24101-1000-52112-0000-001006-0000-00000	Instruction-ERA - Retiree	4/30/2019	Approve Payroll Register - Encumbrance	NM Retire Health	13399	\$0.00	\$0.00	(\$6.70)	\$6.70
24101	24101-1000-52112-0000-001006-0000-00000	Instruction-ERA - Retiree	4/30/2019	Approve Payroll Register, Employer Portion	NM Retire Health	13399	\$0.00	\$31.48	\$0.00	(\$31.48)
24101	24101-1000-52112-0000-001006-0000-00000	Instruction-ERA - Retiree	4/30/2019	Approve Payroll Register, Employer Portion	NM Retire Health	13399	\$0.00	\$37.08	\$0.00	(\$37.08)
24101	24101-1000-52112-0000-001006-0000-00000	Instruction-ERA - Retiree	4/30/2019	Approve Payroll Register, Employer Portion	NM Retire Health	13399	\$0.00	\$6.70	\$0.00	(\$6.70)
24101	24101-1000-52112-0000-001006-0000-00000	Instruction-ERA - Retiree	5/15/2019	Approve Payroll Register - Encumbrance	NM Retire Health	13482	\$0.00	\$0.00	(\$31.48)	\$31.48
24101	24101-1000-52112-0000-001006-0000-00000	Instruction-ERA - Retiree	5/15/2019	Approve Payroll Register - Encumbrance	NM Retire Health	13482	\$0.00	\$0.00	(\$35.86)	\$35.86
24101	24101-1000-52112-0000-001006-0000-00000	Instruction-ERA - Retiree	5/15/2019	Approve Payroll Register - Encumbrance	NM Retire Health	13482	\$0.00	\$0.00	(\$6.70)	\$6.70
24101	24101-1000-52112-0000-001006-0000-00000	Instruction-ERA - Retiree	5/15/2019	Approve Payroll Register, Employer Portion	NM Retire Health	13482	\$0.00	\$31.48	\$0.00	(\$31.48)
24101	24101-1000-52112-0000-001006-0000-00000	Instruction-ERA - Retiree	5/15/2019	Approve Payroll Register, Employer Portion	NM Retire Health	13482	\$0.00	\$37.08	\$0.00	(\$37.08)
24101	24101-1000-52112-0000-001006-0000-00000	Instruction-ERA - Retiree	5/15/2019	Approve Payroll Register, Employer Portion	NM Retire Health	13482	\$0.00	\$6.70	\$0.00	(\$6.70)
24101	24101-1000-52112-0000-001006-0000-00000	Instruction-ERA - Retiree	5/16/2019	Unencumber Employer Deductions	NM Retire Health	0	\$0.00	\$0.00	(\$189.01)	\$189.01
24101	24101-1000-52112-0000-001006-0000-00000	Instruction-ERA - Retiree	5/16/2019	Unencumber Employer Deductions	NM Retire Health	0	\$0.00	\$0.00	\$185.40	(\$185.40)
24101	24101-1000-52112-0000-001006-0000-00000	Instruction-ERA - Retiree	5/16/2019	Unencumber Employer Deductions	NM Retire Health	0	\$0.00	\$0.00	(\$185.40)	\$185.40
24101	24101-1000-52112-0000-001006-0000-00000	Instruction-ERA - Retiree	5/16/2019	Unencumber Employer Deductions						

Native American Community Academy

Accounting Cycle: FY2018-2019; Begin Date: 07/01/2018; End Date: 06/30/2019; Account Type: Expenditure; Account Expression: ((Fund) In ('25147','25131','27150','25201','25209','24101')) ; Subtotal Element: Fund; Beginning Balances: No; Add Budget Transactions: Yes; Add Encumbrance

Unid	Account Code	Acct. Desc.	Trans. Date	Trans. Desc.	Description	Check	Budget	Actuals	Encumbrance	Available
24101	24101-1000-52210-0000-001006-0000-00000	Instruction-FICA Payments	8/13/2018	Encumber Employer Deductions	FICA	0	\$0.00	\$0.00	\$2,382.96	(\$2,382.96)
24101	24101-1000-52210-0000-001006-0000-00000	Instruction-FICA Payments	8/13/2018	Encumber Employer Deductions	FICA	0	\$0.00	\$0.00	\$864.21	(\$864.21)
24101	24101-1000-52210-0000-001006-0000-00000	Instruction-FICA Payments	8/14/2018	Unencumber Employer Deductions	FICA	0	\$0.00	\$0.00	(\$864.21)	\$864.21
24101	24101-1000-52210-0000-001006-0000-00000	Instruction-FICA Payments	8/14/2018	Encumber Employer Deductions	FICA	0	\$0.00	\$0.00	\$864.21	(\$864.21)
24101	24101-1000-52210-0000-001006-0000-00000	Instruction-FICA Payments	8/15/2018	Approve Payroll Register - Encumbrance	FICA		\$0.00	\$0.00	(\$99.29)	\$99.29
24101	24101-1000-52210-0000-001006-0000-00000	Instruction-FICA Payments	8/15/2018	Approve Payroll Register - Encumbrance	FICA		\$0.00	\$0.00	(\$36.12)	\$36.12
24101	24101-1000-52210-0000-001006-0000-00000	Instruction-FICA Payments	8/15/2018	Approve Payroll Register, Employer Portion	FICA		\$0.00	\$99.29	\$0.00	(\$99.29)
24101	24101-1000-52210-0000-001006-0000-00000	Instruction-FICA Payments	8/15/2018	Approve Payroll Register, Employer Portion	FICA		\$0.00	\$36.12	\$0.00	(\$36.12)
24101	24101-1000-52210-0000-001006-0000-00000	Instruction-FICA Payments	8/15/2018	Unencumber Employer Deductions	FICA	0	\$0.00	\$0.00	(\$828.09)	\$828.09
24101	24101-1000-52210-0000-001006-0000-00000	Instruction-FICA Payments	8/15/2018	Encumber Employer Deductions	FICA	0	\$0.00	\$0.00	\$443.65	(\$443.65)
24101	24101-1000-52210-0000-001006-0000-00000	Instruction-FICA Payments	8/31/2018	Approve Payroll Register - Encumbrance	FICA		\$0.00	\$0.00	(\$99.29)	\$99.29
24101	24101-1000-52210-0000-001006-0000-00000	Instruction-FICA Payments	8/31/2018	Approve Payroll Register - Encumbrance	FICA		\$0.00	\$0.00	(\$19.35)	\$19.35
24101	24101-1000-52210-0000-001006-0000-00000	Instruction-FICA Payments	8/31/2018	Approve Payroll Register, Employer Portion	FICA		\$0.00	\$99.29	\$0.00	(\$99.29)
24101	24101-1000-52210-0000-001006-0000-00000	Instruction-FICA Payments	8/31/2018	Approve Payroll Register, Employer Portion	FICA		\$0.00	\$19.35	\$0.00	(\$19.35)
24101	24101-1000-52210-0000-001006-0000-00000	Instruction-FICA Payments	9/6/2018	Unencumber Employer Deductions	FICA	0	\$0.00	\$0.00	(\$2,184.38)	\$2,184.38
24101	24101-1000-52210-0000-001006-0000-00000	Instruction-FICA Payments	9/6/2018	Encumber Employer Deductions	FICA	0	\$0.00	\$0.00	\$2,186.80	(\$2,186.80)
24101	24101-1000-52210-0000-001006-0000-00000	Instruction-FICA Payments	9/6/2018	Unencumber Employer Deductions	FICA	0	\$0.00	\$0.00	(\$424.30)	\$424.30
24101	24101-1000-52210-0000-001006-0000-00000	Instruction-FICA Payments	9/6/2018	Encumber Employer Deductions	FICA	0	\$0.00	\$0.00	\$423.27	(\$423.27)
24101	24101-1000-52210-0000-001006-0000-00000	Instruction-FICA Payments	9/14/2018	Approve Payroll Register - Encumbrance	FICA		\$0.00	\$0.00	(\$99.40)	\$99.40
24101	24101-1000-52210-0000-001006-0000-00000	Instruction-FICA Payments	9/14/2018	Approve Payroll Register - Encumbrance	FICA		\$0.00	\$0.00	(\$19.30)	\$19.30
24101	24101-1000-52210-0000-001006-0000-00000	Instruction-FICA Payments	9/14/2018	Approve Payroll Register, Employer Portion	FICA		\$0.00	\$99.40	\$0.00	(\$99.40)
24101	24101-1000-52210-0000-001006-0000-00000	Instruction-FICA Payments	9/14/2018	Approve Payroll Register, Employer Portion	FICA		\$0.00	\$19.29	\$0.00	(\$19.29)
24101	24101-1000-52210-0000-001006-0000-00000	Instruction-FICA Payments	9/28/2018	Approve Payroll Register - Encumbrance	FICA		\$0.00	\$0.00	(\$99.40)	\$99.40
24101	24101-1000-52210-0000-001006-0000-00000	Instruction-FICA Payments	9/28/2018	Approve Payroll Register - Encumbrance	FICA		\$0.00	\$0.00	(\$19.30)	\$19.30
24101	24101-1000-52210-0000-001006-0000-00000	Instruction-FICA Payments	9/28/2018	Approve Payroll Register, Employer Portion	FICA		\$0.00	\$99.40	\$0.00	(\$99.40)
24101	24101-1000-52210-0000-001006-0000-00000	Instruction-FICA Payments	9/28/2018	Approve Payroll Register, Employer Portion	FICA		\$0.00	\$19.29	\$0.00	(\$19.29)
24101	24101-1000-52210-0000-001006-0000-00000	Instruction-FICA Payments	10/11/2018	Unencumber Employer Deductions	FICA	0	\$0.00	\$0.00	(\$384.67)	\$384.67
24101	24101-1000-52210-0000-001006-0000-00000	Instruction-FICA Payments	10/11/2018	Encumber Employer Deductions	FICA	0	\$0.00	\$0.00	\$384.79	(\$384.79)
24101	24101-1000-52210-0000-001006-0000-00000	Instruction-FICA Payments	10/12/2018	Unencumber Employer Deductions	FICA	0	\$0.00	\$0.00	(\$384.79)	\$384.79
24101	24101-1000-52210-0000-001006-0000-00000	Instruction-FICA Payments	10/12/2018	Encumber Employer Deductions	FICA	0	\$0.00	\$0.00	\$382.39	(\$382.39)
24101	24101-1000-52210-0000-001006-0000-00000	Instruction-FICA Payments	10/15/2018	Approve Payroll Register - Encumbrance	FICA		\$0.00	\$0.00	(\$99.40)	\$99.40
24101	24101-1000-52210-0000-001006-0000-00000	Instruction-FICA Payments	10/15/2018	Approve Payroll Register - Encumbrance	FICA		\$0.00	\$0.00	(\$19.24)	\$19.24
24101	24101-1000-52210-0000-001006-0000-00000	Instruction-FICA Payments	10/15/2018	Approve Payroll Register, Employer Portion	FICA		\$0.00	\$99.40	\$0.00	(\$99.40)
24101	24101-1000-52210-0000-001006-0000-00000	Instruction-FICA Payments	10/15/2018	Approve Payroll Register, Employer Portion	FICA		\$0.00	\$19.23	\$0.00	(\$19.23)
24101	24101-1000-52210-0000-001006-0000-00000	Instruction-FICA Payments	10/31/2018	Approve Payroll Register - Encumbrance	FICA		\$0.00	\$0.00	(\$99.40)	\$99.40
24101	24101-1000-52210-0000-001006-0000-00000	Instruction-FICA Payments	10/31/2018	Approve Payroll Register - Encumbrance	FICA		\$0.00	\$0.00	(\$19.12)	\$19.12
24101	24101-1000-52210-0000-001006-0000-00000	Instruction-FICA Payments	10/31/2018	Approve Payroll Register, Employer Portion	FICA		\$0.00	\$99.40	\$0.00	(\$99.40)
24101	24101-1000-52210-0000-001006-0000-00000	Instruction-FICA Payments	10/31/2018	Approve Payroll Register, Employer Portion	FICA		\$0.00	\$19.12	\$0.00	(\$19.12)
24101	24101-1000-52210-0000-001006-0000-00000	Instruction-FICA Payments	11/15/2018	Approve Payroll Register - Encumbrance	FICA		\$0.00	\$0.00	(\$99.40)	\$99.40
24101	24101-1000-52210-0000-001006-0000-00000	Instruction-FICA Payments	11/15/2018	Approve Payroll Register - Encumbrance	FICA		\$0.00	\$0.00	(\$19.24)	\$19.24
24101	24101-1000-52210-0000-001006-0000-00000	Instruction-FICA Payments	11/15/2018	Approve Payroll Register, Employer Portion	FICA		\$0.00	\$99.40	\$0.00	(\$99.40)
24101	24101-1000-52210-0000-001006-0000-00000	Instruction-FICA Payments	11/15/2018	Approve Payroll Register, Employer Portion	FICA		\$0.00	\$19.23	\$0.00	(\$19.23)
24101	24101-1000-52210-0000-001006-0000-00000	Instruction-FICA Payments	11/30/2018	Approve Payroll Register - Encumbrance	FICA		\$0.00	\$0.00	(\$99.40)	\$99.40
24101	24101-1000-52210-0000-001006-0000-00000	Instruction-FICA Payments	11/30/2018	Approve Payroll Register - Encumbrance	FICA		\$0.00	\$0.00	(\$19.23)	\$19.23
24101	24101-1000-52210-0000-001006-0000-00000	Instruction-FICA Payments	11/30/2018	Approve Payroll Register, Employer Portion	FICA		\$0.00	\$99.40	\$0.00	(\$99.40)
24101	24101-1000-52210-0000-001006-0000-00000	Instruction-FICA Payments	11/30/2018	Approve Payroll Register, Employer Portion	FICA		\$0.00	\$19.23	\$0.00	(\$19.23)
24101	24101-1000-52210-0000-001006-0000-00000	Instruction-FICA Payments	12/3/2018	Unencumber Employer Deductions	FICA	0	\$0.00	\$0.00	(\$1,590.40)	\$1,590.40
24101	24101-1000-52210-0000-001006-0000-00000	Instruction-FICA Payments	12/3/2018	Encumber Employer Deductions	FICA	0	\$0.00	\$0.00	\$1,590.40	(\$1,590.40)
24101	24101-1000-52210-0000-001006-0000-00000	Instruction-FICA Payments	12/4/2018	Unencumber Employer Deductions	FICA	0	\$0.00	\$0.00	(\$1,590.40)	\$1,590.40
24101	24101-1000-52210-0000-001006-0000-00000	Instruction-FICA Payments	12/4/2018	Encumber Employer Deductions	FICA	0	\$0.00	\$0.00	\$1,643.30	(\$1,643.30)
24101	24101-1000-52210-0000-001006-0000-00000	Instruction-FICA Payments	12/4/2018	Unencumber Employer Deductions	FICA	0	\$0.00	\$0.00	(\$1,590.40)	\$1,590.40
24101	24101-1000-52210-0000-001006-0000-00000	Instruction-FICA Payments	12/4/2018	Encumber Employer Deductions	FICA	0	\$0.00	\$0.00	\$1,590.40	(\$1,590.40)
24101	24101-1000-52210-0000-001006-0000-00000	Instruction-FICA Payments	12/14/2018	Approve Payroll Register - Encumbrance	FICA		\$0.00	\$0.00	(\$29.99)	\$29.99
24101	24101-1000-52210-0000-001006-0000-00000	Instruction-FICA Payments	12/14/2018	Approve Payroll Register - Encumbrance	FICA		\$0.00	\$0.00	(\$96.16)	\$96.16
24101	24101-1000-52210-0000-001006-0000-00000	Instruction-FICA Payments	12/14/2018	Approve Payroll Register - Encumbrance	FICA		\$0.00	\$0.00	(\$19.24)	\$19.24
24101	24101-1000-52210-0000-001006-0000-00000	Instruction-FICA Payments	12/14/2018	Approve Payroll Register, Employer Portion	FICA		\$0.00	\$99.40	\$0.00	(\$99.40)
24101	24101-1000-52210-0000-001006-0000-00000	Instruction-FICA Payments	12/14/2018	Approve Payroll Register, Employer Portion	FICA		\$0.00	\$19.23	\$0.00	(\$19.23)
24101	24101-1000-52210-0000-001006-0000-00000	Instruction-FICA Payments	12/18/2018	Unencumber Employer Deductions	FICA	0	\$0.00	\$0.00	(\$286.32)	\$286.32

Native American Community Academy

Accounting Cycle: FY2018-2019; Begin Date: 07/01/2018; End Date: 06/30/2019; Account Type: Expenditure; Account Expression: ((Fund) In ('25147','25131','27150','25201','25209','24101')) ; Subtotal Element: Fund; Beginning Balances: No; Add Budget Transactions: Yes; Add Encumbrance

[illegible]

Native American Community Academy

Appendix 3 Title Fund Audit Report

Fund Audit Report

Accounting Cycle: FY2018-2019; Begin Date: 07/01/2018; End Date: 06/30/2019; Account Type: Expenditure; Account Expression: (([Fund] In ('25147','25131','27150','25201','25209','24101'))); Subtotal Element: Fund; Beginning Balances: No; Add Budget Transactions: Yes; Add Encumbrance

Fund	Account Code	Acct. Desc.	Trans. Date	Trans. Desc.	Description	Check	Budget	Actuals	Encumbrance	Available
24101	24101-1000-52210-0000-001006-0000-000000	Instruction-FICA Payments	6/24/2019	Unencumber Employer Deductions	FICA	0	\$0.00	\$0.00	(\$278.95)	\$278.95
24101	24101-1000-52210-0000-001006-0000-000000	Instruction-FICA Payments	6/24/2019	Encumber Employer Deductions	FICA	0	\$0.00	\$0.00	\$298.20	(\$298.20)
24101	24101-1000-52210-0000-001006-0000-000000	Instruction-FICA Payments	6/24/2019	Unencumber Employer Deductions	FICA	0	\$0.00	\$0.00	(\$298.20)	\$298.20
24101	24101-1000-52210-0000-001006-0000-000000	Instruction-FICA Payments	6/24/2019	Encumber Employer Deductions	FICA	0	\$0.00	\$0.00	\$298.20	(\$298.20)
24101	24101-1000-52210-0000-001006-0000-000000	Instruction-FICA Payments	6/28/2019	Approve Payroll Register - Encumbrance	FICA		\$0.00	\$0.00	(\$119.65)	\$119.65
24101	24101-1000-52210-0000-001006-0000-000000	Instruction-FICA Payments	6/28/2019	Approve Payroll Register - Encumbrance	FICA		\$0.00	\$0.00	(\$19.24)	\$19.24
24101	24101-1000-52210-0000-001006-0000-000000	Instruction-FICA Payments	6/28/2019	Approve Payroll Register, Employer Portion	FICA		\$0.00	\$102.70	\$0.00	(\$102.70)
24101	24101-1000-52210-0000-001006-0000-000000	Instruction-FICA Payments	6/28/2019	Approve Payroll Register, Employer Portion	FICA		\$0.00	\$19.23	\$0.00	(\$19.23)
	24101-1000-52210-0000-001006-0000-000000						\$6,511.00	\$2,972.86	\$225.20	\$3,312.94
24101	24101-1000-52220-0000-001006-0000-000000	Instruction-Medicare Payments	7/1/2018	Adopt Budget	Adopt Budget: This Budget Item was not subject of Encumbrance.		\$1,453.00	\$0.00	\$0.00	\$1,453.00
24101	24101-1000-52220-0000-001006-0000-000000	Instruction-Medicare Payments	7/1/2018	Adjust Budget	Adjust Budget: This Budget Item was not subject of Encumbrance.		\$71.00	\$0.00	\$0.00	\$71.00
24101	24101-1000-52220-0000-001006-0000-000000	Instruction-Medicare	8/13/2018	Encumber Employer Deductions	Medicare	0	\$0.00	\$0.00	\$623.00	(\$623.00)
24101	24101-1000-52220-0000-001006-0000-000000	Instruction-Medicare	8/13/2018	Encumber Employer Deductions	Medicare	0	\$0.00	\$0.00	\$557.28	(\$557.28)
24101	24101-1000-52220-0000-001006-0000-000000	Instruction-Medicare	8/13/2018	Encumber Employer Deductions	Medicare	0	\$0.00	\$0.00	\$202.07	(\$202.07)
24101	24101-1000-52220-0000-001006-0000-000000	Instruction-Medicare	8/14/2018	Unencumber Employer Deductions	Medicare	0	\$0.00	\$0.00	(\$623.00)	\$623.00
24101	24101-1000-52220-0000-001006-0000-000000	Instruction-Medicare	8/14/2018	Encumber Employer Deductions	Medicare	0	\$0.00	\$0.00	\$623.00	(\$623.00)
24101	24101-1000-52220-0000-001006-0000-000000	Instruction-Medicare	8/14/2018	Unencumber Employer Deductions	Medicare	0	\$0.00	\$0.00	(\$202.07)	\$202.07
24101	24101-1000-52220-0000-001006-0000-000000	Instruction-Medicare	8/14/2018	Encumber Employer Deductions	Medicare	0	\$0.00	\$0.00	\$202.07	(\$202.07)
24101	24101-1000-52220-0000-001006-0000-000000	Instruction-Medicare	8/15/2018	Approve Payroll Register - Encumbrance	Medicare		\$0.00	\$0.00	(\$25.96)	\$25.96
24101	24101-1000-52220-0000-001006-0000-000000	Instruction-Medicare	8/15/2018	Approve Payroll Register - Encumbrance	Medicare		\$0.00	\$0.00	(\$23.22)	\$23.22
24101	24101-1000-52220-0000-001006-0000-000000	Instruction-Medicare	8/15/2018	Approve Payroll Register - Encumbrance	Medicare		\$0.00	\$0.00	(\$8.45)	\$8.45
24101	24101-1000-52220-0000-001006-0000-000000	Instruction-Medicare	8/15/2018	Approve Payroll Register, Employer Portion	Medicare		\$0.00	\$25.96	\$0.00	(\$25.96)
24101	24101-1000-52220-0000-001006-0000-000000	Instruction-Medicare	8/15/2018	Approve Payroll Register, Employer Portion	Medicare		\$0.00	\$23.22	\$0.00	(\$23.22)
24101	24101-1000-52220-0000-001006-0000-000000	Instruction-Medicare	8/15/2018	Approve Payroll Register, Employer Portion	Medicare		\$0.00	\$8.45	\$0.00	(\$8.45)
24101	24101-1000-52220-0000-001006-0000-000000	Instruction-Medicare	8/15/2018	Unencumber Employer Deductions	Medicare	0	\$0.00	\$0.00	(\$193.62)	\$193.62
24101	24101-1000-52220-0000-001006-0000-000000	Instruction-Medicare	8/15/2018	Encumber Employer Deductions	Medicare	0	\$0.00	\$0.00	\$103.73	(\$103.73)
24101	24101-1000-52220-0000-001006-0000-000000	Instruction-Medicare	8/15/2018	Unencumber Employer Deductions	Medicare	0	\$0.00	\$0.00	(\$597.04)	\$597.04
24101	24101-1000-52220-0000-001006-0000-000000	Instruction-Medicare	8/15/2018	Encumber Employer Deductions	Medicare	0	\$0.00	\$0.00	\$492.40	(\$492.40)
24101	24101-1000-52220-0000-001006-0000-000000	Instruction-Medicare	8/31/2018	Approve Payroll Register - Encumbrance	Medicare		\$0.00	\$0.00	(\$21.41)	\$21.41
24101	24101-1000-52220-0000-001006-0000-000000	Instruction-Medicare	8/31/2018	Approve Payroll Register - Encumbrance	Medicare		\$0.00	\$0.00	(\$23.22)	\$23.22
24101	24101-1000-52220-0000-001006-0000-000000	Instruction-Medicare	8/31/2018	Approve Payroll Register - Encumbrance	Medicare		\$0.00	\$0.00	(\$4.52)	\$4.52
24101	24101-1000-52220-0000-001006-0000-000000	Instruction-Medicare	8/31/2018	Approve Payroll Register, Employer Portion	Medicare		\$0.00	\$21.41	\$0.00	(\$21.41)
24101	24101-1000-52220-0000-001006-0000-000000	Instruction-Medicare	8/31/2018	Approve Payroll Register, Employer Portion	Medicare		\$0.00	\$23.22	\$0.00	(\$23.22)
24101	24101-1000-52220-0000-001006-0000-000000	Instruction-Medicare	8/31/2018	Approve Payroll Register, Employer Portion	Medicare		\$0.00	\$4.53	\$0.00	(\$4.53)
24101	24101-1000-52220-0000-001006-0000-000000	Instruction-Medicare	9/6/2018	Unencumber Employer Deductions	Medicare	0	\$0.00	\$0.00	(\$470.99)	\$470.99
24101	24101-1000-52220-0000-001006-0000-000000	Instruction-Medicare	9/6/2018	Encumber Employer Deductions	Medicare	0	\$0.00	\$0.00	\$469.89	(\$469.89)
24101	24101-1000-52220-0000-001006-0000-000000	Instruction-Medicare	9/6/2018	Unencumber Employer Deductions	Medicare	0	\$0.00	\$0.00	(\$510.84)	\$510.84
24101	24101-1000-52220-0000-001006-0000-000000	Instruction-Medicare	9/6/2018	Encumber Employer Deductions	Medicare	0	\$0.00	\$0.00	\$511.50	(\$511.50)
24101	24101-1000-52220-0000-001006-0000-000000	Instruction-Medicare	9/6/2018	Unencumber Employer Deductions	Medicare	0	\$0.00	\$0.00	(\$99.21)	\$99.21
24101	24101-1000-52220-0000-001006-0000-000000	Instruction-Medicare	9/6/2018	Encumber Employer Deductions	Medicare	0	\$0.00	\$0.00	\$99.00	(\$99.00)
24101	24101-1000-52220-0000-001006-0000-000000	Instruction-Medicare	9/10/2018	Unencumber Employer Deductions	Medicare	0	\$0.00	\$0.00	(\$469.89)	\$469.89
24101	24101-1000-52220-0000-001006-0000-000000	Instruction-Medicare	9/10/2018	Encumber Employer Deductions	Medicare	0	\$0.00	\$0.00	\$469.89	(\$469.89)
24101	24101-1000-52220-0000-001006-0000-000000	Instruction-Medicare	9/11/2018	Unencumber Employer Deductions	Medicare	0	\$0.00	\$0.00	(\$469.89)	\$469.89
24101	24101-1000-52220-0000-001006-0000-000000	Instruction-Medicare	9/11/2018	Encumber Employer Deductions	Medicare	0	\$0.00	\$0.00	\$473.18	(\$473.18)
24101	24101-1000-52220-0000-001006-0000-000000	Instruction-Medicare	9/14/2018	Approve Payroll Register - Encumbrance	Medicare		\$0.00	\$0.00	(\$21.51)	\$21.51
24101	24101-1000-52220-0000-001006-0000-000000	Instruction-Medicare	9/14/2018	Approve Payroll Register - Encumbrance	Medicare		\$0.00	\$0.00	(\$23.25)	\$23.25
24101	24101-1000-52220-0000-001006-0000-000000	Instruction-Medicare	9/14/2018	Approve Payroll Register - Encumbrance	Medicare		\$0.00	\$0.00	(\$4.51)	\$4.51
24101	24101-1000-52220-0000-001006-0000-000000	Instruction-Medicare	9/14/2018	Approve Payroll Register, Employer Portion	Medicare		\$0.00	\$21.51	\$0.00	(\$21.51)
24101	24101-1000-52220-0000-001006-0000-000000	Instruction-Medicare	9/14/2018	Approve Payroll Register, Employer Portion	Medicare		\$0.00	\$23.25	\$0.00	(\$23.25)
24101	24101-1000-52220-0000-001006-0000-000000	Instruction-Medicare	9/14/2018	Approve Payroll Register, Employer Portion	Medicare		\$0.00	\$4.51	\$0.00	(\$4.51)
24101	24101-1000-52220-0000-001006-0000-000000	Instruction-Medicare	9/28/2018	Approve Payroll Register - Encumbrance	Medicare		\$0.00	\$0.00	(\$21.51)	\$21.51
24101	24101-1000-52220-0000-001006-0000-000000	Instruction-Medicare	9/28/2018	Approve Payroll Register - Encumbrance	Medicare		\$0.00	\$0.00	(\$23.25)	\$23.25
24101	24101-1000-52220-0000-001006-0000-000000	Instruction-Medicare	9/28/2018	Approve Payroll Register - Encumbrance	Medicare		\$0.00	\$0.00	(\$4.51)	\$4.51
24101	24101-1000-52220-0000-001006-0000-000000	Instruction-Medicare	9/28/2018	Approve Payroll Register, Employer Portion	Medicare		\$0.00	\$21.51	\$0.00	(\$21.51)
24101	24101-1000-52220-0000-001006-0000-000000	Instruction-Medicare	9/28/2018	Approve Payroll Register, Employer Portion	Medicare		\$0.00	\$23.25	\$0.00	(\$23.25)
24101	24101-1000-52220-0000-001006-0000-000000	Instruction-Medicare	9/28/2018	Approve Payroll Register, Employer Portion	Medicare		\$0.00	\$4.51	\$0.00	(\$4.51)

Native American Community Academy

Accounting Cycle: FY2018-2019; Begin Date: 07/01/2018; End Date: 06/30/2019; Account Type: Expenditure; Account Expression: ((Fund In ('25147','25131','27150','25201','25209','24101'))); Subtotal Element: Fund; Beginning Balances: No; Add Budget Transactions: Yes; Add Encumbrance

	Account Code	Acct. Desc.	Trans. Date	Trans. Desc.	Description	Check	Budget	Actuals	Encumbrance	Available
24101	24101-1000-52220-0000-001006-0000-00000	Instruction-Medicare	10/11/2018	Unencumber Employer Deductions	Medicare	0	\$0.00	\$0.00	(\$98.98)	\$89.98
24101	24101-1000-52220-0000-001006-0000-00000	Instruction-Medicare	10/11/2018	Encumber Employer Deductions	Medicare	0	\$0.00	\$0.00	\$90.00	(\$90.00)
24101	24101-1000-52220-0000-001006-0000-00000	Instruction-Medicare	10/12/2018	Unencumber Employer Deductions	Medicare	0	\$0.00	\$0.00	(\$90.00)	\$90.00
24101	24101-1000-52220-0000-001006-0000-00000	Instruction-Medicare	10/12/2018	Encumber Employer Deductions	Medicare	0	\$0.00	\$0.00	\$89.40	(\$89.40)
24101	24101-1000-52220-0000-001006-0000-00000	Instruction-Medicare	10/15/2018	Approve Payroll Register - Encumbrance	Medicare		\$0.00	\$0.00	(\$21.51)	\$21.51
24101	24101-1000-52220-0000-001006-0000-00000	Instruction-Medicare	10/15/2018	Approve Payroll Register - Encumbrance	Medicare		\$0.00	\$0.00	(\$23.25)	\$23.25
24101	24101-1000-52220-0000-001006-0000-00000	Instruction-Medicare	10/15/2018	Approve Payroll Register - Encumbrance	Medicare		\$0.00	\$0.00	(\$4.50)	\$4.50
24101	24101-1000-52220-0000-001006-0000-00000	Instruction-Medicare	10/15/2018	Approve Payroll Register, Employer Portion	Medicare		\$0.00	\$21.51	\$0.00	(\$21.51)
24101	24101-1000-52220-0000-001006-0000-00000	Instruction-Medicare	10/15/2018	Approve Payroll Register, Employer Portion	Medicare		\$0.00	\$23.25	\$0.00	(\$23.25)
24101	24101-1000-52220-0000-001006-0000-00000	Instruction-Medicare	10/15/2018	Approve Payroll Register, Employer Portion	Medicare		\$0.00	\$4.50	\$0.00	(\$4.50)
24101	24101-1000-52220-0000-001006-0000-00000	Instruction-Medicare	10/31/2018	Approve Payroll Register - Encumbrance	Medicare		\$0.00	\$0.00	(\$21.51)	\$21.51
24101	24101-1000-52220-0000-001006-0000-00000	Instruction-Medicare	10/31/2018	Approve Payroll Register - Encumbrance	Medicare		\$0.00	\$0.00	(\$23.25)	\$23.25
24101	24101-1000-52220-0000-001006-0000-00000	Instruction-Medicare	10/31/2018	Approve Payroll Register - Encumbrance	Medicare		\$0.00	\$0.00	(\$4.47)	\$4.47
24101	24101-1000-52220-0000-001006-0000-00000	Instruction-Medicare	10/31/2018	Approve Payroll Register, Employer Portion	Medicare		\$0.00	\$21.51	\$0.00	(\$21.51)
24101	24101-1000-52220-0000-001006-0000-00000	Instruction-Medicare	10/31/2018	Approve Payroll Register, Employer Portion	Medicare		\$0.00	\$23.25	\$0.00	(\$23.25)
24101	24101-1000-52220-0000-001006-0000-00000	Instruction-Medicare	10/31/2018	Approve Payroll Register, Employer Portion	Medicare		\$0.00	\$4.47	\$0.00	(\$4.47)
24101	24101-1000-52220-0000-001006-0000-00000	Instruction-Medicare	11/15/2018	Approve Payroll Register - Encumbrance	Medicare		\$0.00	\$0.00	(\$21.51)	\$21.51
24101	24101-1000-52220-0000-001006-0000-00000	Instruction-Medicare	11/15/2018	Approve Payroll Register - Encumbrance	Medicare		\$0.00	\$0.00	(\$23.25)	\$23.25
24101	24101-1000-52220-0000-001006-0000-00000	Instruction-Medicare	11/15/2018	Approve Payroll Register - Encumbrance	Medicare		\$0.00	\$0.00	(\$4.50)	\$4.50
24101	24101-1000-52220-0000-001006-0000-00000	Instruction-Medicare	11/15/2018	Approve Payroll Register, Employer Portion	Medicare		\$0.00	\$21.51	\$0.00	(\$21.51)
24101	24101-1000-52220-0000-001006-0000-00000	Instruction-Medicare	11/15/2018	Approve Payroll Register, Employer Portion	Medicare		\$0.00	\$23.25	\$0.00	(\$23.25)
24101	24101-1000-52220-0000-001006-0000-00000	Instruction-Medicare	11/15/2018	Approve Payroll Register, Employer Portion	Medicare		\$0.00	\$4.50	\$0.00	(\$4.50)
24101	24101-1000-52220-0000-001006-0000-00000	Instruction-Medicare	11/30/2018	Approve Payroll Register - Encumbrance	Medicare		\$0.00	\$0.00	(\$21.51)	\$21.51
24101	24101-1000-52220-0000-001006-0000-00000	Instruction-Medicare	11/30/2018	Approve Payroll Register - Encumbrance	Medicare		\$0.00	\$0.00	(\$23.25)	\$23.25
24101	24101-1000-52220-0000-001006-0000-00000	Instruction-Medicare	11/30/2018	Approve Payroll Register - Encumbrance	Medicare		\$0.00	\$0.00	(\$4.50)	\$4.50
24101	24101-1000-52220-0000-001006-0000-00000	Instruction-Medicare	11/30/2018	Approve Payroll Register, Employer Portion	Medicare		\$0.00	\$21.51	\$0.00	(\$21.51)
24101	24101-1000-52220-0000-001006-0000-00000	Instruction-Medicare	11/30/2018	Approve Payroll Register, Employer Portion	Medicare		\$0.00	\$23.25	\$0.00	(\$23.25)
24101	24101-1000-52220-0000-001006-0000-00000	Instruction-Medicare	11/30/2018	Approve Payroll Register, Employer Portion	Medicare		\$0.00	\$4.50	\$0.00	(\$4.50)
24101	24101-1000-52220-0000-001006-0000-00000	Instruction-Medicare	12/3/2018	Unencumber Employer Deductions	Medicare	0	\$0.00	\$0.00	(\$372.00)	\$372.00
24101	24101-1000-52220-0000-001006-0000-00000	Instruction-Medicare	12/3/2018	Encumber Employer Deductions	Medicare	0	\$0.00	\$0.00	\$372.00	(\$372.00)
24101	24101-1000-52220-0000-001006-0000-00000	Instruction-Medicare	12/4/2018	Unencumber Employer Deductions	Medicare	0	\$0.00	\$0.00	(\$372.00)	\$372.00
24101	24101-1000-52220-0000-001006-0000-00000	Instruction-Medicare	12/4/2018	Encumber Employer Deductions	Medicare	0	\$0.00	\$0.00	\$384.41	(\$384.41)
24101	24101-1000-52220-0000-001006-0000-00000	Instruction-Medicare	12/4/2018	Unencumber Employer Deductions	Medicare	0	\$0.00	\$0.00	(\$372.00)	\$372.00
24101	24101-1000-52220-0000-001006-0000-00000	Instruction-Medicare	12/4/2018	Encumber Employer Deductions	Medicare	0	\$0.00	\$0.00	\$372.00	(\$372.00)
24101	24101-1000-52220-0000-001006-0000-00000	Instruction-Medicare	12/14/2018	Approve Payroll Register - Encumbrance	Medicare		\$0.00	\$0.00	(\$7.01)	\$7.01
24101	24101-1000-52220-0000-001006-0000-00000	Instruction-Medicare	12/14/2018	Approve Payroll Register - Encumbrance	Medicare		\$0.00	\$0.00	(\$21.51)	\$21.51
24101	24101-1000-52220-0000-001006-0000-00000	Instruction-Medicare	12/14/2018	Approve Payroll Register - Encumbrance	Medicare		\$0.00	\$0.00	(\$22.50)	\$22.50
24101	24101-1000-52220-0000-001006-0000-00000	Instruction-Medicare	12/14/2018	Approve Payroll Register - Encumbrance	Medicare		\$0.00	\$0.00	(\$4.50)	\$4.50
24101	24101-1000-52220-0000-001006-0000-00000	Instruction-Medicare	12/14/2018	Approve Payroll Register, Employer Portion	Medicare		\$0.00	\$21.51	\$0.00	(\$21.51)
24101	24101-1000-52220-0000-001006-0000-00000	Instruction-Medicare	12/14/2018	Approve Payroll Register, Employer Portion	Medicare		\$0.00	\$23.25	\$0.00	(\$23.25)
24101	24101-1000-52220-0000-001006-0000-00000	Instruction-Medicare	12/14/2018	Approve Payroll Register, Employer Portion	Medicare		\$0.00	\$4.50	\$0.00	(\$4.50)
24101	24101-1000-52220-0000-001006-0000-00000	Instruction-Medicare	12/18/2018	Unencumber Employer Deductions	Medicare	0	\$0.00	\$0.00	(\$66.93)	\$66.93
24101	24101-1000-52220-0000-001006-0000-00000	Instruction-Medicare	12/18/2018	Encumber Employer Deductions	Medicare	0	\$0.00	\$0.00	\$67.05	(\$67.05)
24101	24101-1000-52220-0000-001006-0000-00000	Instruction-Medicare	12/31/2018	Approve Payroll Register - Encumbrance	Medicare		\$0.00	\$0.00	(\$21.51)	\$21.51
24101	24101-1000-52220-0000-001006-0000-00000	Instruction-Medicare	12/31/2018	Approve Payroll Register - Encumbrance	Medicare		\$0.00	\$0.00	(\$22.50)	\$22.50
24101	24101-1000-52220-0000-001006-0000-00000	Instruction-Medicare	12/31/2018	Approve Payroll Register - Encumbrance	Medicare		\$0.00	\$0.00	(\$4.50)	\$4.50
24101	24101-1000-52220-0000-001006-0000-00000	Instruction-Medicare	12/31/2018	Approve Payroll Register, Employer Portion	Medicare		\$0.00	\$21.51	\$0.00	(\$21.51)
24101	24101-1000-52220-0000-001006-0000-00000	Instruction-Medicare	12/31/2018	Approve Payroll Register, Employer Portion	Medicare		\$0.00	\$23.25	\$0.00	(\$23.25)
24101	24101-1000-52220-0000-001006-0000-00000	Instruction-Medicare	12/31/2018	Approve Payroll Register, Employer Portion	Medicare		\$0.00	\$4.50	\$0.00	(\$4.50)
24101	24101-1000-52220-0000-001006-0000-00000	Instruction-Medicare	1/15/2019	Approve Payroll Register - Encumbrance	Medicare		\$0.00	\$0.00	(\$21.51)	\$21.51
24101	24101-1000-52220-0000-001006-0000-00000	Instruction-Medicare	1/15/2019	Approve Payroll Register - Encumbrance	Medicare		\$0.00	\$0.00	(\$22.49)	\$22.49
24101	24101-1000-52220-0000-001006-0000-00000	Instruction-Medicare	1/15/2019	Approve Payroll Register - Encumbrance	Medicare		\$0.00	\$0.00	(\$4.50)	\$4.50
24101	24101-1000-52220-0000-001006-0000-00000	Instruction-Medicare	1/15/2019	Approve Payroll Register, Employer Portion	Medicare		\$0.00	\$21.51	\$0.00	(\$21.51)
24101	24101-1000-52220-0000-001006-0000-00000	Instruction-Medicare	1/15/2019	Approve Payroll Register, Employer Portion	Medicare		\$0.00	\$23.25	\$0.00	(\$23.25)
24101	24101-1000-52220-0000-001006-0000-00000	Instruction-Medicare	1/15/2019	Approve Payroll Register, Employer Portion	Medicare		\$0.00	\$4.50	\$0.00	(\$4.50)
24101	24101-1000-52220-0000-001006-0000-00000	Instruction-Medicare	1/31/2019	Approve Payroll Register - Encumbrance	Medicare		\$0.00	\$0.00	(\$21.51)	\$21.51
24101	24101-1000-52220-0000-001006-0000-00000	Instruction-Medicare	1/31/2019	Approve Payroll Register - Encumbrance	Medicare		\$0.00	\$0.00	(\$22.50)	\$22.50
24101	24101-1000-52220-0000-001006-0000-00000	Instruction-Medicare	1/31/2019	Approve Payroll Register - Encumbrance	Medicare		\$0.00	\$0.00	(\$4.50)	\$4.50

Fund Audit Report

Accounting Cycle: FY2018-2019; Begin Date: 07/01/2018; End Date: 06/30/2019; Account Type: Expenditure; Account Expression: ((Fund In ('25147','25131','27150','25201','25209','24101'))); Subtotal Element: Fund; Beginning Balances: No; Add Budget Transactions: Yes; Add Encumbrance

[illegible]

Native American Community Academy

Fund Audit Report

Appendix 3 Title Funds Audit Report

Accounting Cycle: FY2018-2019; Begin Date: 07/01/2018; End Date: 06/30/2019; Account Type: Expenditure; Account Expression: (([Fund] In ('25147','25131','27150','25201','25209','24101')) ; Subtotal Element: Fund; Beginning Balances: No; Add Budget Transactions: Yes; Add Encumbrance

Fund	Account Code	Acct. Desc.	Trans. Date	Trans. Desc.	Description	Check	Budget	Actuals	Encumbrance	Available
24101	24101-1000-52220-0000-001006-0000-000000	Instruction-Medicare	6/10/2019	Approve Payroll Register - Encumbrance	Medicare		\$0.00	\$0.00	(\$4.49)	\$4.49
24101	24101-1000-52220-0000-001006-0000-000000	Instruction-Medicare	6/10/2019	Approve Payroll Register, Employer Portion	Medicare		\$0.00	\$21.51	\$0.00	(\$21.51)
24101	24101-1000-52220-0000-001006-0000-000000	Instruction-Medicare	6/10/2019	Approve Payroll Register, Employer Portion	Medicare		\$0.00	\$23.25	\$0.00	(\$23.25)
24101	24101-1000-52220-0000-001006-0000-000000	Instruction-Medicare	6/10/2019	Approve Payroll Register, Employer Portion	Medicare		\$0.00	\$4.50	\$0.00	(\$4.50)
24101	24101-1000-52220-0000-001006-0000-000000	Instruction-Medicare	6/24/2019	Unencumber Employer Deductions	Medicare	0	\$0.00	\$0.00	(\$69.75)	\$69.75
24101	24101-1000-52220-0000-001006-0000-000000	Instruction-Medicare	6/24/2019	Encumber Employer Deductions	Medicare	0	\$0.00	\$0.00	\$72.05	(\$72.05)
24101	24101-1000-52220-0000-001006-0000-000000	Instruction-Medicare	6/24/2019	Unencumber Employer Deductions	Medicare	0	\$0.00	\$0.00	(\$65.25)	\$65.25
24101	24101-1000-52220-0000-001006-0000-000000	Instruction-Medicare	6/24/2019	Encumber Employer Deductions	Medicare	0	\$0.00	\$0.00	\$69.75	(\$69.75)
24101	24101-1000-52220-0000-001006-0000-000000	Instruction-Medicare	6/24/2019	Unencumber Employer Deductions	Medicare	0	\$0.00	\$0.00	(\$69.75)	\$69.75
24101	24101-1000-52220-0000-001006-0000-000000	Instruction-Medicare	6/24/2019	Encumber Employer Deductions	Medicare	0	\$0.00	\$0.00	\$69.75	(\$69.75)
24101	24101-1000-52220-0000-001006-0000-000000	Instruction-Medicare	6/28/2019	Approve Payroll Register - Encumbrance	Medicare		\$0.00	\$0.00	(\$21.51)	\$21.51
24101	24101-1000-52220-0000-001006-0000-000000	Instruction-Medicare	6/28/2019	Approve Payroll Register - Encumbrance	Medicare		\$0.00	\$0.00	(\$27.98)	\$27.98
24101	24101-1000-52220-0000-001006-0000-000000	Instruction-Medicare	6/28/2019	Approve Payroll Register - Encumbrance	Medicare		\$0.00	\$0.00	(\$4.50)	\$4.50
24101	24101-1000-52220-0000-001006-0000-000000	Instruction-Medicare	6/28/2019	Approve Payroll Register, Employer Portion	Medicare		\$0.00	\$21.51	\$0.00	(\$21.51)
24101	24101-1000-52220-0000-001006-0000-000000	Instruction-Medicare	6/28/2019	Approve Payroll Register, Employer Portion	Medicare		\$0.00	\$24.02	\$0.00	(\$24.02)
24101	24101-1000-52220-0000-001006-0000-000000	Instruction-Medicare	6/28/2019	Approve Payroll Register, Employer Portion	Medicare		\$0.00	\$4.50	\$0.00	(\$4.50)
	24101-1000-52220-0000-001006-0000-000000						\$1,524.00	\$1,092.75	\$95.65	\$335.60
24101	24101-1000-52311-0000-001006-0000-000000	Instruction-Health and Medical Premiums	7/1/2018	Adopt Budget	Adopt Budget: This Budget Item was		\$87.00	\$0.00	\$0.00	\$87.00
24101	24101-1000-52311-0000-001006-0000-000000	Instruction-Health and Medical	8/13/2018	Encumber Employer Deductions	Presbyterian High	0	\$0.00	\$0.00	\$3,819.12	(\$3,819.12)
24101	24101-1000-52311-0000-001006-0000-000000	Instruction-Health and Medical	8/13/2018	Encumber Employer Deductions	Presbyterian Low	0	\$0.00	\$0.00	\$8,702.40	(\$8,702.40)
24101	24101-1000-52311-0000-001006-0000-000000	Instruction-Health and Medical	8/13/2018	Encumber Employer Deductions	BCBS Single	0	\$0.00	\$0.00	\$1,010.40	(\$1,010.40)
24101	24101-1000-52311-0000-001006-0000-000000	Instruction-Health and Medical	8/14/2018	Unencumber Employer Deductions	Presbyterian High	0	\$0.00	\$0.00	(\$3,819.12)	\$3,819.12
24101	24101-1000-52311-0000-001006-0000-000000	Instruction-Health and Medical	8/14/2018	Encumber Employer Deductions	Presbyterian High	0	\$0.00	\$0.00	\$3,659.99	(\$3,659.99)
24101	24101-1000-52311-0000-001006-0000-000000	Instruction-Health and Medical	8/14/2018	Encumber Employer Deductions	BCBS Single	0	\$0.00	\$0.00	(\$1,010.40)	\$1,010.40
24101	24101-1000-52311-0000-001006-0000-000000	Instruction-Health and Medical	8/14/2018	Encumber Employer Deductions	BCBS Single	0	\$0.00	\$0.00	\$1,452.45	(\$1,452.45)
24101	24101-1000-52311-0000-001006-0000-000000	Instruction-Health and Medical	8/15/2018	Approve Payroll Register - Encumbrance	Presbyterian High		\$0.00	\$0.00	(\$159.13)	\$159.13
24101	24101-1000-52311-0000-001006-0000-000000	Instruction-Health and Medical	8/15/2018	Approve Payroll Register - Encumbrance	Presbyterian Low		\$0.00	\$0.00	(\$362.60)	\$362.60
24101	24101-1000-52311-0000-001006-0000-000000	Instruction-Health and Medical	8/15/2018	Approve Payroll Register - Encumbrance	BCBS Single		\$0.00	\$0.00	(\$63.15)	\$63.15
24101	24101-1000-52311-0000-001006-0000-000000	Instruction-Health and Medical	8/15/2018	Approve Payroll Register, Employer Portion	Presbyterian High		\$0.00	\$159.13	\$0.00	(\$159.13)
24101	24101-1000-52311-0000-001006-0000-000000	Instruction-Health and Medical	8/15/2018	Approve Payroll Register, Employer Portion	Presbyterian Low		\$0.00	\$362.60	\$0.00	(\$362.60)
24101	24101-1000-52311-0000-001006-0000-000000	Instruction-Health and Medical	8/15/2018	Approve Payroll Register, Employer Portion	BCBS Single		\$0.00	\$63.15	\$0.00	(\$63.15)
24101	24101-1000-52311-0000-001006-0000-000000	Instruction-Health and Medical	8/15/2018	Unencumber Employer Deductions	BCBS Single	0	\$0.00	\$0.00	(\$1,389.30)	\$1,389.30
24101	24101-1000-52311-0000-001006-0000-000000	Instruction-Health and Medical	8/15/2018	Encumber Employer Deductions	BCBS Single	0	\$0.00	\$0.00	\$778.09	(\$778.09)
24101	24101-1000-52311-0000-001006-0000-000000	Instruction-Health and Medical	8/15/2018	Unencumber Employer Deductions	Presbyterian High	0	\$0.00	\$0.00	(\$3,500.86)	\$3,500.86
24101	24101-1000-52311-0000-001006-0000-000000	Instruction-Health and Medical	8/15/2018	Encumber Employer Deductions	Presbyterian High	0	\$0.00	\$0.00	\$3,018.06	(\$3,018.06)
24101	24101-1000-52311-0000-001006-0000-000000	Instruction-Health and Medical	8/31/2018	Approve Payroll Register - Encumbrance	Presbyterian High		\$0.00	\$0.00	(\$131.22)	\$131.22
24101	24101-1000-52311-0000-001006-0000-000000	Instruction-Health and Medical	8/31/2018	Approve Payroll Register - Encumbrance	Presbyterian Low		\$0.00	\$0.00	(\$362.60)	\$362.60
24101	24101-1000-52311-0000-001006-0000-000000	Instruction-Health and Medical	8/31/2018	Approve Payroll Register - Encumbrance	BCBS Single		\$0.00	\$0.00	(\$33.83)	\$33.83
24101	24101-1000-52311-0000-001006-0000-000000	Instruction-Health and Medical	8/31/2018	Approve Payroll Register, Employer Portion	Presbyterian High		\$0.00	\$131.22	\$0.00	(\$131.22)
24101	24101-1000-52311-0000-001006-0000-000000	Instruction-Health and Medical	8/31/2018	Approve Payroll Register, Employer Portion	Presbyterian Low		\$0.00	\$362.60	\$0.00	(\$362.60)
24101	24101-1000-52311-0000-001006-0000-000000	Instruction-Health and Medical	8/31/2018	Approve Payroll Register, Employer Portion	BCBS Single		\$0.00	\$33.83	\$0.00	(\$33.83)
24101	24101-1000-52311-0000-001006-0000-000000	Instruction-Health and Medical	9/6/2018	Unencumber Employer Deductions	Presbyterian High	0	\$0.00	\$0.00	(\$2,886.84)	\$2,886.84
24101	24101-1000-52311-0000-001006-0000-000000	Instruction-Health and Medical	9/6/2018	Encumber Employer Deductions	Presbyterian High	0	\$0.00	\$0.00	\$3,002.34	(\$3,002.34)
24101	24101-1000-52311-0000-001006-0000-000000	Instruction-Health and Medical	9/6/2018	Unencumber Employer Deductions	Presbyterian Low	0	\$0.00	\$0.00	(\$7,977.20)	\$7,977.20
24101	24101-1000-52311-0000-001006-0000-000000	Instruction-Health and Medical	9/6/2018	Encumber Employer Deductions	Presbyterian Low	0	\$0.00	\$0.00	\$7,921.32	(\$7,921.32)
24101	24101-1000-52311-0000-001006-0000-000000	Instruction-Health and Medical	9/6/2018	Unencumber Employer Deductions	BCBS Single	0	\$0.00	\$0.00	(\$744.26)	\$744.26
24101	24101-1000-52311-0000-001006-0000-000000	Instruction-Health and Medical	9/6/2018	Encumber Employer Deductions	BCBS Single	0	\$0.00	\$0.00	\$774.18	(\$774.18)
24101	24101-1000-52311-0000-001006-0000-000000	Instruction-Health and Medical	9/10/2018	Unencumber Employer Deductions	Presbyterian High	0	\$0.00	\$0.00	(\$3,002.34)	\$3,002.34
24101	24101-1000-52311-0000-001006-0000-000000	Instruction-Health and Medical	9/10/2018	Encumber Employer Deductions	Presbyterian High	0	\$0.00	\$0.00	\$3,002.34	(\$3,002.34)
24101	24101-1000-52311-0000-001006-0000-000000	Instruction-Health and Medical	9/11/2018	Unencumber Employer Deductions	Presbyterian High	0	\$0.00	\$0.00	(\$3,002.34)	\$3,002.34
24101	24101-1000-52311-0000-001006-0000-000000	Instruction-Health and Medical	9/11/2018	Encumber Employer Deductions	Presbyterian High	0	\$0.00	\$0.00	\$2,682.90	(\$2,682.90)
24101	24101-1000-52311-0000-001006-0000-000000	Instruction-Health and Medical	9/14/2018	Approve Payroll Register - Encumbrance	Presbyterian High		\$0.00	\$0.00	(\$121.95)	\$121.95
24101	24101-1000-52311-0000-001006-0000-000000	Instruction-Health and Medical	9/14/2018	Approve Payroll Register - Encumbrance	Presbyterian Low		\$0.00	\$0.00	(\$360.06)	\$360.06
24101	24101-1000-52311-0000-001006-0000-000000	Instruction-Health and Medical	9/14/2018	Approve Payroll Register - Encumbrance	BCBS Single		\$0.00	\$0.00	(\$35.19)	\$35.19
24101	24101-1000-52311-0000-001006-0000-000000	Instruction-Health and Medical	9/14/2018	Approve Payroll Register, Employer Portion	Presbyterian High		\$0.00	\$121.95	\$0.00	(\$121.95)
24101	24101-1000-52311-0000-001006-0000-000000	Instruction-Health and Medical	9/14/2018	Approve Payroll Register, Employer Portion	Presbyterian Low		\$0.00	\$360.06	\$0.00	(\$360.06)
24101	24101-1000-52311-0000-001006-0000-000000	Instruction-Health and Medical	9/14/2018	Approve Payroll Register, Employer Portion	BCBS Single		\$0.00	\$35.19	\$0.00	(\$35.19)

Fund Audit Report

Accounting Cycle: FY2018-2019; Begin Date: 07/01/2018; End Date: 06/30/2019; Account Type: Expenditure; Account Expression: ((Fund) In ('25147','25131','27150','25201','25209','24101')) ; Subtotal Element: Fund; Beginning Balances: No; Add Budget Transactions: Yes; Add Encumbrance

Run#	Account Code	Acct. Desc.	Trans. Date	Trans. Desc.	Description	Check	Budget	Actuals	Encumbrance	Available
24101	24101-1000-52311-0000-001006-0000-00000	Instruction-Health and Medical	9/28/2018	Approve Payroll Register - Encumbrance	Presbyterian High		\$0.00	\$0.00	(\$121.95)	\$121.95
24101	24101-1000-52311-0000-001006-0000-00000	Instruction-Health and Medical	9/28/2018	Approve Payroll Register - Encumbrance	Presbyterian Low		\$0.00	\$0.00	(\$360.06)	\$360.06
24101	24101-1000-52311-0000-001006-0000-00000	Instruction-Health and Medical	9/28/2018	Approve Payroll Register - Encumbrance	BCBS Single		\$0.00	\$0.00	(\$35.19)	\$35.19
24101	24101-1000-52311-0000-001006-0000-00000	Instruction-Health and Medical	9/28/2018	Approve Payroll Register, Employer Portion	Presbyterian High		\$0.00	\$121.95	\$0.00	(\$121.95)
24101	24101-1000-52311-0000-001006-0000-00000	Instruction-Health and Medical	9/28/2018	Approve Payroll Register, Employer Portion	Presbyterian Low		\$0.00	\$360.06	\$0.00	(\$360.06)
24101	24101-1000-52311-0000-001006-0000-00000	Instruction-Health and Medical	9/28/2018	Approve Payroll Register, Employer Portion	BCBS Single		\$0.00	\$35.19	\$0.00	(\$35.19)
24101	24101-1000-52311-0000-001006-0000-00000	Instruction-Health and Medical	10/11/2018	Unencumber Employer Deductions	BCBS Single	0	\$0.00	\$0.00	(\$703.80)	\$703.80
24101	24101-1000-52311-0000-001006-0000-00000	Instruction-Health and Medical	10/11/2018	Encumber Employer Deductions	BCBS Single	0	\$0.00	\$0.00	\$668.61	(\$668.61)
24101	24101-1000-52311-0000-001006-0000-00000	Instruction-Health and Medical	10/12/2018	Unencumber Employer Deductions	BCBS Single	0	\$0.00	\$0.00	(\$668.61)	\$668.61
24101	24101-1000-52311-0000-001006-0000-00000	Instruction-Health and Medical	10/12/2018	Encumber Employer Deductions	BCBS Single	0	\$0.00	\$0.00	\$668.61	(\$668.61)
24101	24101-1000-52311-0000-001006-0000-00000	Instruction-Health and Medical	10/15/2018	Approve Payroll Register - Encumbrance	Presbyterian High		\$0.00	\$0.00	(\$121.95)	\$121.95
24101	24101-1000-52311-0000-001006-0000-00000	Instruction-Health and Medical	10/15/2018	Approve Payroll Register - Encumbrance	Presbyterian Low		\$0.00	\$0.00	(\$360.06)	\$360.06
24101	24101-1000-52311-0000-001006-0000-00000	Instruction-Health and Medical	10/15/2018	Approve Payroll Register - Encumbrance	BCBS Single		\$0.00	\$0.00	(\$35.19)	\$35.19
24101	24101-1000-52311-0000-001006-0000-00000	Instruction-Health and Medical	10/15/2018	Approve Payroll Register, Employer Portion	Presbyterian High		\$0.00	\$121.95	\$0.00	(\$121.95)
24101	24101-1000-52311-0000-001006-0000-00000	Instruction-Health and Medical	10/15/2018	Approve Payroll Register, Employer Portion	Presbyterian Low		\$0.00	\$360.06	\$0.00	(\$360.06)
24101	24101-1000-52311-0000-001006-0000-00000	Instruction-Health and Medical	10/15/2018	Approve Payroll Register, Employer Portion	BCBS Single		\$0.00	\$35.19	\$0.00	(\$35.19)
24101	24101-1000-52311-0000-001006-0000-00000	Instruction-Health and Medical	10/31/2018	Approve Payroll Register - Encumbrance	Presbyterian High		\$0.00	\$0.00	(\$121.95)	\$121.95
24101	24101-1000-52311-0000-001006-0000-00000	Instruction-Health and Medical	10/31/2018	Approve Payroll Register - Encumbrance	Presbyterian Low		\$0.00	\$0.00	(\$360.06)	\$360.06
24101	24101-1000-52311-0000-001006-0000-00000	Instruction-Health and Medical	10/31/2018	Approve Payroll Register - Encumbrance	BCBS Single		\$0.00	\$0.00	(\$35.19)	\$35.19
24101	24101-1000-52311-0000-001006-0000-00000	Instruction-Health and Medical	10/31/2018	Approve Payroll Register, Employer Portion	Presbyterian High		\$0.00	\$121.95	\$0.00	(\$121.95)
24101	24101-1000-52311-0000-001006-0000-00000	Instruction-Health and Medical	10/31/2018	Approve Payroll Register, Employer Portion	Presbyterian Low		\$0.00	\$360.06	\$0.00	(\$360.06)
24101	24101-1000-52311-0000-001006-0000-00000	Instruction-Health and Medical	10/31/2018	Approve Payroll Register, Employer Portion	BCBS Single		\$0.00	\$35.19	\$0.00	(\$35.19)
24101	24101-1000-52311-0000-001006-0000-00000	Instruction-Health and Medical	11/15/2018	Approve Payroll Register - Encumbrance	Presbyterian High		\$0.00	\$0.00	(\$121.95)	\$121.95
24101	24101-1000-52311-0000-001006-0000-00000	Instruction-Health and Medical	11/15/2018	Approve Payroll Register - Encumbrance	Presbyterian Low		\$0.00	\$0.00	(\$360.06)	\$360.06
24101	24101-1000-52311-0000-001006-0000-00000	Instruction-Health and Medical	11/15/2018	Approve Payroll Register - Encumbrance	BCBS Single		\$0.00	\$0.00	(\$35.19)	\$35.19
24101	24101-1000-52311-0000-001006-0000-00000	Instruction-Health and Medical	11/15/2018	Approve Payroll Register, Employer Portion	Presbyterian High		\$0.00	\$121.95	\$0.00	(\$121.95)
24101	24101-1000-52311-0000-001006-0000-00000	Instruction-Health and Medical	11/15/2018	Approve Payroll Register, Employer Portion	Presbyterian Low		\$0.00	\$360.06	\$0.00	(\$360.06)
24101	24101-1000-52311-0000-001006-0000-00000	Instruction-Health and Medical	11/15/2018	Approve Payroll Register, Employer Portion	BCBS Single		\$0.00	\$35.19	\$0.00	(\$35.19)
24101	24101-1000-52311-0000-001006-0000-00000	Instruction-Health and Medical	11/30/2018	Approve Payroll Register - Encumbrance	Presbyterian High		\$0.00	\$0.00	(\$121.95)	\$121.95
24101	24101-1000-52311-0000-001006-0000-00000	Instruction-Health and Medical	11/30/2018	Approve Payroll Register - Encumbrance	Presbyterian Low		\$0.00	\$0.00	(\$360.06)	\$360.06
24101	24101-1000-52311-0000-001006-0000-00000	Instruction-Health and Medical	11/30/2018	Approve Payroll Register - Encumbrance	BCBS Single		\$0.00	\$0.00	(\$35.19)	\$35.19
24101	24101-1000-52311-0000-001006-0000-00000	Instruction-Health and Medical	11/30/2018	Approve Payroll Register, Employer Portion	Presbyterian High		\$0.00	\$121.95	\$0.00	(\$121.95)
24101	24101-1000-52311-0000-001006-0000-00000	Instruction-Health and Medical	11/30/2018	Approve Payroll Register, Employer Portion	Presbyterian Low		\$0.00	\$360.06	\$0.00	(\$360.06)
24101	24101-1000-52311-0000-001006-0000-00000	Instruction-Health and Medical	11/30/2018	Approve Payroll Register, Employer Portion	BCBS Single		\$0.00	\$35.19	\$0.00	(\$35.19)
24101	24101-1000-52311-0000-001006-0000-00000	Instruction-Health and Medical	12/3/2018	Unencumber Employer Deductions	Presbyterian Low	0	\$0.00	\$0.00	(\$5,760.96)	\$5,760.96
24101	24101-1000-52311-0000-001006-0000-00000	Instruction-Health and Medical	12/3/2018	Encumber Employer Deductions	Presbyterian Low	0	\$0.00	\$0.00	\$5,760.96	(\$5,760.96)
24101	24101-1000-52311-0000-001006-0000-00000	Instruction-Health and Medical	12/4/2018	Unencumber Employer Deductions	Presbyterian Low	0	\$0.00	\$0.00	(\$5,760.96)	\$5,760.96
24101	24101-1000-52311-0000-001006-0000-00000	Instruction-Health and Medical	12/4/2018	Encumber Employer Deductions	Presbyterian Low	0	\$0.00	\$0.00	\$5,760.96	(\$5,760.96)
24101	24101-1000-52311-0000-001006-0000-00000	Instruction-Health and Medical	12/4/2018	Unencumber Employer Deductions	Presbyterian Low	0	\$0.00	\$0.00	(\$5,760.96)	\$5,760.96
24101	24101-1000-52311-0000-001006-0000-00000	Instruction-Health and Medical	12/4/2018	Encumber Employer Deductions	Presbyterian Low	0	\$0.00	\$0.00	\$5,760.96	(\$5,760.96)
24101	24101-1000-52311-0000-001006-0000-00000	Instruction-Health and Medical	12/14/2018	Approve Payroll Register - Encumbrance	Presbyterian High		\$0.00	\$0.00	(\$121.95)	\$121.95
24101	24101-1000-52311-0000-001006-0000-00000	Instruction-Health and Medical	12/14/2018	Approve Payroll Register - Encumbrance	Presbyterian Low		\$0.00	\$0.00	(\$348.32)	\$348.32
24101	24101-1000-52311-0000-001006-0000-00000	Instruction-Health and Medical	12/14/2018	Approve Payroll Register - Encumbrance	BCBS Single		\$0.00	\$0.00	(\$35.19)	\$35.19
24101	24101-1000-52311-0000-001006-0000-00000	Instruction-Health and Medical	12/14/2018	Approve Payroll Register, Employer Portion	Presbyterian High		\$0.00	\$121.95	\$0.00	(\$121.95)
24101	24101-1000-52311-0000-001006-0000-00000	Instruction-Health and Medical	12/14/2018	Approve Payroll Register, Employer Portion	Presbyterian Low		\$0.00	\$360.06	\$0.00	(\$360.06)
24101	24101-1000-52311-0000-001006-0000-00000	Instruction-Health and Medical	12/14/2018	Approve Payroll Register, Employer Portion	BCBS Single		\$0.00	\$35.19	\$0.00	(\$35.19)
24101	24101-1000-52311-0000-001006-0000-00000	Instruction-Health and Medical	12/18/2018	Unencumber Employer Deductions	BCBS Single	0	\$0.00	\$0.00	(\$492.66)	\$492.66
24101	24101-1000-52311-0000-001006-0000-00000	Instruction-Health and Medical	12/18/2018	Encumber Employer Deductions	BCBS Single	0	\$0.00	\$0.00	\$527.85	(\$527.85)
24101	24101-1000-52311-0000-001006-0000-00000	Instruction-Health and Medical	12/31/2018	Approve Payroll Register - Encumbrance	Presbyterian High		\$0.00	\$0.00	(\$121.95)	\$121.95
24101	24101-1000-52311-0000-001006-0000-00000	Instruction-Health and Medical	12/31/2018	Approve Payroll Register - Encumbrance	Presbyterian Low		\$0.00	\$0.00	(\$348.32)	\$348.32
24101	24101-1000-52311-0000-001006-0000-00000	Instruction-Health and Medical	12/31/2018	Approve Payroll Register - Encumbrance	BCBS Single		\$0.00	\$0.00	(\$35.19)	\$35.19
24101	24101-1000-52311-0000-001006-0000-00000	Instruction-Health and Medical	12/31/2018	Approve Payroll Register, Employer Portion	Presbyterian High		\$0.00	\$121.95	\$0.00	(\$121.95)
24101	24101-1000-52311-0000-001006-0000-00000	Instruction-Health and Medical	12/31/2018	Approve Payroll Register, Employer Portion	Presbyterian Low		\$0.00	\$360.06	\$0.00	(\$360.06)
24101	24101-1000-52311-0000-001006-0000-00000	Instruction-Health and Medical	12/31/2018	Approve Payroll Register, Employer Portion	BCBS Single		\$0.00	\$35.19	\$0.00	(\$35.19)
24101	24101-1000-52311-0000-001006-0000-00000	Instruction-Health and Medical	1/15/2019	Approve Payroll Register - Encumbrance	Presbyterian High		\$0.00	\$0.00	(\$121.95)	\$121.95
24101	24101-1000-52311-0000-001006-0000-00000	Instruction-Health and Medical	1/15/2019	Approve Payroll Register - Encumbrance	Presbyterian Low		\$0.00	\$0.00	(\$348.32)	\$348.32
24101	24101-1000-52311-0000-001006-0000-00000	Instruction-Health and Medical	1/15/2019	Approve Payroll Register - Encumbrance	BCBS Single		\$0.00	\$0.00	(\$35.19)	\$35.19
24101	24101-1000-52311-0000-001006-0000-00000	Instruction-Health and Medical	1/15/2019	Approve Payroll Register, Employer Portion	Presbyterian High		\$0.00	\$121.95	\$0.00	(\$121.95)

Native American Community Academy

Fund Audit Report

Appendix 3 Title Funds Audit Report

Accounting Cycle: FY2018-2019; Begin Date: 07/01/2018; End Date: 06/30/2019; Account Type: Expenditure; Account Expression: ((Fund) In ('25147','25131','27150','25201','25209','24101')) ; Subtotal Element: Fund; Beginning Balances: No; Add Budget Transactions: Yes; Add Encumbrance

Fund	Account Code	Acct. Desc.	Trans. Date	Trans. Desc.	Description	Check	Budget	Actuals	Encumbrance	Available
24101	24101-1000-52311-0000-001006-0000-000000	Instruction-Health and Medical	5/31/2019	Approve Payroll Register, Employer Portion	Presbyterian Low		\$0.00	\$360.06	\$0.00	(\$360.06)
24101	24101-1000-52311-0000-001006-0000-000000	Instruction-Health and Medical	5/31/2019	Approve Payroll Register, Employer Portion	BCBS Single		\$0.00	\$35.19	\$0.00	(\$35.19)
24101	24101-1000-52311-0000-001006-0000-000000	Instruction-Health and Medical	6/10/2019	Approve Payroll Register - Encumbrance	Presbyterian High		\$0.00	\$0.00	(\$121.95)	\$121.95
24101	24101-1000-52311-0000-001006-0000-000000	Instruction-Health and Medical	6/10/2019	Approve Payroll Register - Encumbrance	Presbyterian Low		\$0.00	\$0.00	(\$341.64)	\$341.64
24101	24101-1000-52311-0000-001006-0000-000000	Instruction-Health and Medical	6/10/2019	Approve Payroll Register - Encumbrance	BCBS Single		\$0.00	\$0.00	(\$35.19)	\$35.19
24101	24101-1000-52311-0000-001006-0000-000000	Instruction-Health and Medical	6/10/2019	Approve Payroll Register, Employer Portion	Presbyterian High		\$0.00	\$121.95	\$0.00	(\$121.95)
24101	24101-1000-52311-0000-001006-0000-000000	Instruction-Health and Medical	6/10/2019	Approve Payroll Register, Employer Portion	Presbyterian Low		\$0.00	\$360.06	\$0.00	(\$360.06)
24101	24101-1000-52311-0000-001006-0000-000000	Instruction-Health and Medical	6/10/2019	Approve Payroll Register, Employer Portion	BCBS Single		\$0.00	\$35.19	\$0.00	(\$35.19)
24101	24101-1000-52311-0000-001006-0000-000000	Instruction-Health and Medical Premiums	6/15/2019	Journal Entry - Actuals			\$0.00	\$186.92	\$0.00	(\$186.92)
24101	24101-1000-52311-0000-001006-0000-000000	Instruction-Health and Medical Premiums	6/16/2019	Journal Entry - Actuals			\$0.00	(\$126.00)	\$0.00	\$126.00
24101	24101-1000-52311-0000-001006-0000-000000	Instruction-Health and Medical	6/24/2019	Unencumber Employer Deductions	Presbyterian Low	0	\$0.00	\$0.00	(\$1,080.18)	\$1,080.18
24101	24101-1000-52311-0000-001006-0000-000000	Instruction-Health and Medical	6/24/2019	Encumber Employer Deductions	Presbyterian Low	0	\$0.00	\$0.00	\$1,080.18	(\$1,080.18)
24101	24101-1000-52311-0000-001006-0000-000000	Instruction-Health and Medical	6/24/2019	Unencumber Employer Deductions	Presbyterian Low	0	\$0.00	\$0.00	(\$1,024.92)	\$1,024.92
24101	24101-1000-52311-0000-001006-0000-000000	Instruction-Health and Medical	6/24/2019	Encumber Employer Deductions	Presbyterian Low	0	\$0.00	\$0.00	\$1,080.18	(\$1,080.18)
24101	24101-1000-52311-0000-001006-0000-000000	Instruction-Health and Medical	6/24/2019	Unencumber Employer Deductions	Presbyterian Low	0	\$0.00	\$0.00	(\$1,080.18)	\$1,080.18
24101	24101-1000-52311-0000-001006-0000-000000	Instruction-Health and Medical	6/24/2019	Encumber Employer Deductions	Presbyterian Low	0	\$0.00	\$0.00	\$1,080.18	(\$1,080.18)
24101	24101-1000-52311-0000-001006-0000-000000	Instruction-Health and Medical	6/28/2019	Approve Payroll Register - Encumbrance	Presbyterian High		\$0.00	\$0.00	(\$121.95)	\$121.95
24101	24101-1000-52311-0000-001006-0000-000000	Instruction-Health and Medical	6/28/2019	Approve Payroll Register - Encumbrance	Presbyterian Low		\$0.00	\$0.00	(\$360.06)	\$360.06
24101	24101-1000-52311-0000-001006-0000-000000	Instruction-Health and Medical	6/28/2019	Approve Payroll Register - Encumbrance	BCBS Single		\$0.00	\$0.00	(\$35.19)	\$35.19
24101	24101-1000-52311-0000-001006-0000-000000	Instruction-Health and Medical	6/28/2019	Approve Payroll Register, Employer Portion	Presbyterian High		\$0.00	\$121.95	\$0.00	(\$121.95)
24101	24101-1000-52311-0000-001006-0000-000000	Instruction-Health and Medical	6/28/2019	Approve Payroll Register, Employer Portion	Presbyterian Low		\$0.00	\$360.06	\$0.00	(\$360.06)
24101	24101-1000-52311-0000-001006-0000-000000	Instruction-Health and Medical	6/28/2019	Approve Payroll Register, Employer Portion	BCBS Single		\$0.00	\$35.19	\$0.00	(\$35.19)
	24101-1000-52311-0000-001006-0000-000000 Total						\$87.00	\$11,517.45	\$1,034.40	(\$12,464.85)
24101	24101-1000-52312-0000-001006-0000-000000	Instruction-Life	8/13/2018	Encumber Employer Deductions	Basic Life	0	\$0.00	\$0.00	\$11.28	(\$11.28)
24101	24101-1000-52312-0000-001006-0000-000000	Instruction-Life	8/13/2018	Encumber Employer Deductions	Basic Life	0	\$0.00	\$0.00	\$11.28	(\$11.28)
24101	24101-1000-52312-0000-001006-0000-000000	Instruction-Life	8/13/2018	Encumber Employer Deductions	Basic Life	0	\$0.00	\$0.00	\$3.60	(\$3.60)
24101	24101-1000-52312-0000-001006-0000-000000	Instruction-Life	8/14/2018	Unencumber Employer Deductions	Basic Life	0	\$0.00	\$0.00	(\$11.28)	\$11.28
24101	24101-1000-52312-0000-001006-0000-000000	Instruction-Life	8/14/2018	Encumber Employer Deductions	Basic Life	0	\$0.00	\$0.00	\$10.81	(\$10.81)
24101	24101-1000-52312-0000-001006-0000-000000	Instruction-Life	8/14/2018	Unencumber Employer Deductions	Basic Life	0	\$0.00	\$0.00	(\$3.60)	\$3.60
24101	24101-1000-52312-0000-001006-0000-000000	Instruction-Life	8/14/2018	Encumber Employer Deductions	Basic Life	0	\$0.00	\$0.00	\$3.45	(\$3.45)
24101	24101-1000-52312-0000-001006-0000-000000	Instruction-Life	8/15/2018	Approve Payroll Register - Encumbrance	Basic Life		\$0.00	\$0.00	(\$0.47)	\$0.47
24101	24101-1000-52312-0000-001006-0000-000000	Instruction-Life	8/15/2018	Approve Payroll Register - Encumbrance	Basic Life		\$0.00	\$0.00	(\$0.47)	\$0.47
24101	24101-1000-52312-0000-001006-0000-000000	Instruction-Life	8/15/2018	Approve Payroll Register - Encumbrance	Basic Life		\$0.00	\$0.00	(\$0.15)	\$0.15
24101	24101-1000-52312-0000-001006-0000-000000	Instruction-Life	8/15/2018	Approve Payroll Register, Employer Portion	Basic Life		\$0.00	\$0.47	\$0.00	(\$0.47)
24101	24101-1000-52312-0000-001006-0000-000000	Instruction-Life	8/15/2018	Approve Payroll Register, Employer Portion	Basic Life		\$0.00	\$0.47	\$0.00	(\$0.47)
24101	24101-1000-52312-0000-001006-0000-000000	Instruction-Life	8/15/2018	Approve Payroll Register, Employer Portion	Basic Life		\$0.00	\$0.15	\$0.00	(\$0.15)
24101	24101-1000-52312-0000-001006-0000-000000	Instruction-Life	8/15/2018	Unencumber Employer Deductions	Basic Life	0	\$0.00	\$0.00	(\$3.30)	\$3.30
24101	24101-1000-52312-0000-001006-0000-000000	Instruction-Life	8/15/2018	Encumber Employer Deductions	Basic Life	0	\$0.00	\$0.00	\$1.84	(\$1.84)
24101	24101-1000-52312-0000-001006-0000-000000	Instruction-Life	8/15/2018	Unencumber Employer Deductions	Basic Life	0	\$0.00	\$0.00	(\$10.34)	\$10.34
24101	24101-1000-52312-0000-001006-0000-000000	Instruction-Life	8/15/2018	Encumber Employer Deductions	Basic Life	0	\$0.00	\$0.00	\$8.97	(\$8.97)
24101	24101-1000-52312-0000-001006-0000-000000	Instruction-Life	8/31/2018	Approve Payroll Register - Encumbrance	Basic Life		\$0.00	\$0.00	(\$0.39)	\$0.39
24101	24101-1000-52312-0000-001006-0000-000000	Instruction-Life	8/31/2018	Approve Payroll Register - Encumbrance	Basic Life		\$0.00	\$0.00	(\$0.47)	\$0.47
24101	24101-1000-52312-0000-001006-0000-000000	Instruction-Life	8/31/2018	Approve Payroll Register - Encumbrance	Basic Life		\$0.00	\$0.00	(\$0.08)	\$0.08
24101	24101-1000-52312-0000-001006-0000-000000	Instruction-Life	8/31/2018	Approve Payroll Register, Employer Portion	Basic Life		\$0.00	\$0.39	\$0.00	(\$0.39)
24101	24101-1000-52312-0000-001006-0000-000000	Instruction-Life	8/31/2018	Approve Payroll Register, Employer Portion	Basic Life		\$0.00	\$0.47	\$0.00	(\$0.47)
24101	24101-1000-52312-0000-001006-0000-000000	Instruction-Life	8/31/2018	Approve Payroll Register, Employer Portion	Basic Life		\$0.00	\$0.08	\$0.00	(\$0.08)
24101	24101-1000-52312-0000-001006-0000-000000	Instruction-Life	9/6/2018	Unencumber Employer Deductions	Basic Life	0	\$0.00	\$0.00	(\$8.58)	\$8.58
24101	24101-1000-52312-0000-001006-0000-000000	Instruction-Life	9/6/2018	Encumber Employer Deductions	Basic Life	0	\$0.00	\$0.00	\$8.58	(\$8.58)
24101	24101-1000-52312-0000-001006-0000-000000	Instruction-Life	9/6/2018	Unencumber Employer Deductions	Basic Life	0	\$0.00	\$0.00	(\$10.34)	\$10.34
24101	24101-1000-52312-0000-001006-0000-000000	Instruction-Life	9/6/2018	Encumber Employer Deductions	Basic Life	0	\$0.00	\$0.00	\$10.34	(\$10.34)
24101	24101-1000-52312-0000-001006-0000-000000	Instruction-Life	9/6/2018	Unencumber Employer Deductions	Basic Life	0	\$0.00	\$0.00	(\$1.76)	\$1.76
24101	24101-1000-52312-0000-001006-0000-000000	Instruction-Life	9/6/2018	Encumber Employer Deductions	Basic Life	0	\$0.00	\$0.00	\$1.76	(\$1.76)
24101	24101-1000-52312-0000-001006-0000-000000	Instruction-Life	9/10/2018	Unencumber Employer Deductions	Basic Life	0	\$0.00	\$0.00	(\$8.58)	\$8.58
24101	24101-1000-52312-0000-001006-0000-000000	Instruction-Life	9/10/2018	Encumber Employer Deductions	Basic Life	0	\$0.00	\$0.00	\$8.58	(\$8.58)
24101	24101-1000-52312-0000-001006-0000-000000	Instruction-Life	9/11/2018	Unencumber Employer Deductions	Basic Life	0	\$0.00	\$0.00	(\$8.58)	\$8.58

Native American Community Academy

Accounting Cycle: FY2018-2019; Begin Date: 07/01/2018; End Date: 06/30/2019; Account Type: Expenditure; Account Expression: ((Fund) In ('25147','25131','27150','25201','25209','24101')) ; Subtotal Element: Fund; Beginning Balances: No; Add Budget Transactions: Yes; Add Encumbrance

	Account Code	Acct. Desc.	Trans. Date	Trans. Desc.	Description	Check	Budget	Actuals	Encumbrance	Available
24101	24101-1000-52312-0000-001006-0000-00000	Instruction-Life	9/11/2018	Encumber Employer Deductions	Basic Life	0	\$0.00	\$0.00	\$7.70	(\$7.70)
24101	24101-1000-52312-0000-001006-0000-00000	Instruction-Life	9/14/2018	Approve Payroll Register - Encumbrance	Basic Life		\$0.00	\$0.00	(\$0.35)	\$0.35
24101	24101-1000-52312-0000-001006-0000-00000	Instruction-Life	9/14/2018	Approve Payroll Register - Encumbrance	Basic Life		\$0.00	\$0.00	(\$0.47)	\$0.47
24101	24101-1000-52312-0000-001006-0000-00000	Instruction-Life	9/14/2018	Approve Payroll Register - Encumbrance	Basic Life		\$0.00	\$0.00	(\$0.08)	\$0.08
24101	24101-1000-52312-0000-001006-0000-00000	Instruction-Life	9/14/2018	Approve Payroll Register, Employer Portion	Basic Life		\$0.00	\$0.35	\$0.00	(\$0.35)
24101	24101-1000-52312-0000-001006-0000-00000	Instruction-Life	9/14/2018	Approve Payroll Register, Employer Portion	Basic Life		\$0.00	\$0.47	\$0.00	(\$0.47)
24101	24101-1000-52312-0000-001006-0000-00000	Instruction-Life	9/14/2018	Approve Payroll Register, Employer Portion	Basic Life		\$0.00	\$0.08	\$0.00	(\$0.08)
24101	24101-1000-52312-0000-001006-0000-00000	Instruction-Life	9/28/2018	Approve Payroll Register - Encumbrance	Basic Life		\$0.00	\$0.00	(\$0.35)	\$0.35
24101	24101-1000-52312-0000-001006-0000-00000	Instruction-Life	9/28/2018	Approve Payroll Register - Encumbrance	Basic Life		\$0.00	\$0.00	(\$0.47)	\$0.47
24101	24101-1000-52312-0000-001006-0000-00000	Instruction-Life	9/28/2018	Approve Payroll Register - Encumbrance	Basic Life		\$0.00	\$0.00	(\$0.08)	\$0.08
24101	24101-1000-52312-0000-001006-0000-00000	Instruction-Life	9/28/2018	Approve Payroll Register, Employer Portion	Basic Life		\$0.00	\$0.35	\$0.00	(\$0.35)
24101	24101-1000-52312-0000-001006-0000-00000	Instruction-Life	9/28/2018	Approve Payroll Register, Employer Portion	Basic Life		\$0.00	\$0.47	\$0.00	(\$0.47)
24101	24101-1000-52312-0000-001006-0000-00000	Instruction-Life	9/28/2018	Approve Payroll Register, Employer Portion	Basic Life		\$0.00	\$0.08	\$0.00	(\$0.08)
24101	24101-1000-52312-0000-001006-0000-00000	Instruction-Life	10/11/2018	Unencumber Employer Deductions	Basic Life	0	\$0.00	\$0.00	(\$1.60)	\$1.60
24101	24101-1000-52312-0000-001006-0000-00000	Instruction-Life	10/11/2018	Encumber Employer Deductions	Basic Life	0	\$0.00	\$0.00	\$1.52	(\$1.52)
24101	24101-1000-52312-0000-001006-0000-00000	Instruction-Life	10/12/2018	Unencumber Employer Deductions	Basic Life	0	\$0.00	\$0.00	(\$1.52)	\$1.52
24101	24101-1000-52312-0000-001006-0000-00000	Instruction-Life	10/12/2018	Encumber Employer Deductions	Basic Life	0	\$0.00	\$0.00	\$1.52	(\$1.52)
24101	24101-1000-52312-0000-001006-0000-00000	Instruction-Life	10/15/2018	Approve Payroll Register - Encumbrance	Basic Life		\$0.00	\$0.00	(\$0.35)	\$0.35
24101	24101-1000-52312-0000-001006-0000-00000	Instruction-Life	10/15/2018	Approve Payroll Register - Encumbrance	Basic Life		\$0.00	\$0.00	(\$0.47)	\$0.47
24101	24101-1000-52312-0000-001006-0000-00000	Instruction-Life	10/15/2018	Approve Payroll Register - Encumbrance	Basic Life		\$0.00	\$0.00	(\$0.08)	\$0.08
24101	24101-1000-52312-0000-001006-0000-00000	Instruction-Life	10/15/2018	Approve Payroll Register, Employer Portion	Basic Life		\$0.00	\$0.35	\$0.00	(\$0.35)
24101	24101-1000-52312-0000-001006-0000-00000	Instruction-Life	10/15/2018	Approve Payroll Register, Employer Portion	Basic Life		\$0.00	\$0.47	\$0.00	(\$0.47)
24101	24101-1000-52312-0000-001006-0000-00000	Instruction-Life	10/15/2018	Approve Payroll Register, Employer Portion	Basic Life		\$0.00	\$0.08	\$0.00	(\$0.08)
24101	24101-1000-52312-0000-001006-0000-00000	Instruction-Life	10/31/2018	Approve Payroll Register - Encumbrance	Basic Life		\$0.00	\$0.00	(\$0.35)	\$0.35
24101	24101-1000-52312-0000-001006-0000-00000	Instruction-Life	10/31/2018	Approve Payroll Register - Encumbrance	Basic Life		\$0.00	\$0.00	(\$0.47)	\$0.47
24101	24101-1000-52312-0000-001006-0000-00000	Instruction-Life	10/31/2018	Approve Payroll Register - Encumbrance	Basic Life		\$0.00	\$0.00	(\$0.08)	\$0.08
24101	24101-1000-52312-0000-001006-0000-00000	Instruction-Life	10/31/2018	Approve Payroll Register, Employer Portion	Basic Life		\$0.00	\$0.35	\$0.00	(\$0.35)
24101	24101-1000-52312-0000-001006-0000-00000	Instruction-Life	10/31/2018	Approve Payroll Register, Employer Portion	Basic Life		\$0.00	\$0.47	\$0.00	(\$0.47)
24101	24101-1000-52312-0000-001006-0000-00000	Instruction-Life	10/31/2018	Approve Payroll Register, Employer Portion	Basic Life		\$0.00	\$0.08	\$0.00	(\$0.08)
24101	24101-1000-52312-0000-001006-0000-00000	Instruction-Life	11/15/2018	Approve Payroll Register - Encumbrance	Basic Life		\$0.00	\$0.00	(\$0.35)	\$0.35
24101	24101-1000-52312-0000-001006-0000-00000	Instruction-Life	11/15/2018	Approve Payroll Register - Encumbrance	Basic Life		\$0.00	\$0.00	(\$0.47)	\$0.47
24101	24101-1000-52312-0000-001006-0000-00000	Instruction-Life	11/15/2018	Approve Payroll Register - Encumbrance	Basic Life		\$0.00	\$0.00	(\$0.08)	\$0.08
24101	24101-1000-52312-0000-001006-0000-00000	Instruction-Life	11/15/2018	Approve Payroll Register, Employer Portion	Basic Life		\$0.00	\$0.35	\$0.00	(\$0.35)
24101	24101-1000-52312-0000-001006-0000-00000	Instruction-Life	11/15/2018	Approve Payroll Register, Employer Portion	Basic Life		\$0.00	\$0.47	\$0.00	(\$0.47)
24101	24101-1000-52312-0000-001006-0000-00000	Instruction-Life	11/15/2018	Approve Payroll Register, Employer Portion	Basic Life		\$0.00	\$0.08	\$0.00	(\$0.08)
24101	24101-1000-52312-0000-001006-0000-00000	Instruction-Life	11/30/2018	Approve Payroll Register - Encumbrance	Basic Life		\$0.00	\$0.00	(\$0.35)	\$0.35
24101	24101-1000-52312-0000-001006-0000-00000	Instruction-Life	11/30/2018	Approve Payroll Register - Encumbrance	Basic Life		\$0.00	\$0.00	(\$0.47)	\$0.47
24101	24101-1000-52312-0000-001006-0000-00000	Instruction-Life	11/30/2018	Approve Payroll Register - Encumbrance	Basic Life		\$0.00	\$0.00	(\$0.08)	\$0.08
24101	24101-1000-52312-0000-001006-0000-00000	Instruction-Life	11/30/2018	Approve Payroll Register, Employer Portion	Basic Life		\$0.00	\$0.35	\$0.00	(\$0.35)
24101	24101-1000-52312-0000-001006-0000-00000	Instruction-Life	11/30/2018	Approve Payroll Register, Employer Portion	Basic Life		\$0.00	\$0.47	\$0.00	(\$0.47)
24101	24101-1000-52312-0000-001006-0000-00000	Instruction-Life	11/30/2018	Approve Payroll Register, Employer Portion	Basic Life		\$0.00	\$0.08	\$0.00	(\$0.08)
24101	24101-1000-52312-0000-001006-0000-00000	Instruction-Life	12/3/2018	Unencumber Employer Deductions	Basic Life	0	\$0.00	\$0.00	(\$7.52)	\$7.52
24101	24101-1000-52312-0000-001006-0000-00000	Instruction-Life	12/3/2018	Encumber Employer Deductions	Basic Life	0	\$0.00	\$0.00	\$7.52	(\$7.52)
24101	24101-1000-52312-0000-001006-0000-00000	Instruction-Life	12/4/2018	Unencumber Employer Deductions	Basic Life	0	\$0.00	\$0.00	(\$7.52)	\$7.52
24101	24101-1000-52312-0000-001006-0000-00000	Instruction-Life	12/4/2018	Encumber Employer Deductions	Basic Life	0	\$0.00	\$0.00	\$7.20	(\$7.20)
24101	24101-1000-52312-0000-001006-0000-00000	Instruction-Life	12/4/2018	Unencumber Employer Deductions	Basic Life	0	\$0.00	\$0.00	(\$7.52)	\$7.52
24101	24101-1000-52312-0000-001006-0000-00000	Instruction-Life	12/4/2018	Encumber Employer Deductions	Basic Life	0	\$0.00	\$0.00	\$7.52	(\$7.52)
24101	24101-1000-52312-0000-001006-0000-00000	Instruction-Life	12/14/2018	Approve Payroll Register - Encumbrance	Basic Life		\$0.00	\$0.00	(\$0.35)	\$0.35
24101	24101-1000-52312-0000-001006-0000-00000	Instruction-Life	12/14/2018	Approve Payroll Register - Encumbrance	Basic Life		\$0.00	\$0.00	(\$0.45)	\$0.45
24101	24101-1000-52312-0000-001006-0000-00000	Instruction-Life	12/14/2018	Approve Payroll Register - Encumbrance	Basic Life		\$0.00	\$0.00	(\$0.08)	\$0.08
24101	24101-1000-52312-0000-001006-0000-00000	Instruction-Life	12/14/2018	Approve Payroll Register, Employer Portion	Basic Life		\$0.00	\$0.35	\$0.00	(\$0.35)
24101	24101-1000-52312-0000-001006-0000-00000	Instruction-Life	12/14/2018	Approve Payroll Register, Employer Portion	Basic Life		\$0.00	\$0.47	\$0.00	(\$0.47)
24101	24101-1000-52312-0000-001006-0000-00000	Instruction-Life	12/14/2018	Approve Payroll Register, Employer Portion	Basic Life		\$0.00	\$0.08	\$0.00	(\$0.08)
24101	24101-1000-52312-0000-001006-0000-00000	Instruction-Life	12/18/2018	Unencumber Employer Deductions	Basic Life	0	\$0.00	\$0.00	(\$1.12)	\$1.12
24101	24101-1000-52312-0000-001006-0000-00000	Instruction-Life	12/18/2018	Encumber Employer Deductions	Basic Life	0	\$0.00	\$0.00	\$1.20	(\$1.20)
24101	24101-1000-52312-0000-001006-0000-00000	Instruction-Life	12/31/2018	Approve Payroll Register - Encumbrance	Basic Life		\$0.00	\$0.00	(\$0.35)	\$0.35
24101	24101-1000-52312-0000-001006-0000-00000	Instruction-Life	12/31/2018	Approve Payroll Register - Encumbrance	Basic Life		\$0.00	\$0.00	(\$0.45)	\$0.45
24101	24101-1000-52312-0000-001006-0000-00000	Instruction-Life	12/31/2018	Approve Payroll Register - Encumbrance	Basic Life		\$0.00	\$0.00	(\$0.08)	\$0.08

Fund Audit Report

[illegible]

Native American Community Academy

Appendix 3 Title Funds Audit Report

Fund Audit Report

Accounting Cycle: FY2018-2019; Begin Date: 07/01/2018; End Date: 06/30/2019; Account Type: Expenditure; Account Expression: (([Fund] In ('25147','25131','27150','25201','25209','24101'))) ; Subtotal Element: Fund; Beginning Balances: No; Add Budget Transactions: Yes; Add Encumbrance

Fund	Account Code	Acct. Desc.	Trans. Date	Trans. Desc.	Description	Check	Budget	Actuals	Encumbrance	Available
24101	24101-1000-52312-0000-001006-0000-000000	Instruction-Life	5/16/2019	Encumber Employer Deductions	Basic Life	0	\$0.00	\$0.00	\$2.35	(\$2.35)
24101	24101-1000-52312-0000-001006-0000-000000	Instruction-Life	5/16/2019	Unencumber Employer Deductions	Basic Life	0	\$0.00	\$0.00	(\$2.35)	\$2.35
24101	24101-1000-52312-0000-001006-0000-000000	Instruction-Life	5/16/2019	Encumber Employer Deductions	Basic Life	0	\$0.00	\$0.00	\$2.25	(\$2.25)
24101	24101-1000-52312-0000-001006-0000-000000	Instruction-Life	5/31/2019	Approve Payroll Register - Encumbrance	Basic Life		\$0.00	\$0.00	(\$0.35)	\$0.35
24101	24101-1000-52312-0000-001006-0000-000000	Instruction-Life	5/31/2019	Approve Payroll Register - Encumbrance	Basic Life		\$0.00	\$0.00	(\$0.45)	\$0.45
24101	24101-1000-52312-0000-001006-0000-000000	Instruction-Life	5/31/2019	Approve Payroll Register - Encumbrance	Basic Life		\$0.00	\$0.00	(\$0.08)	\$0.08
24101	24101-1000-52312-0000-001006-0000-000000	Instruction-Life	5/31/2019	Approve Payroll Register, Employer Portion	Basic Life		\$0.00	\$0.35	\$0.00	(\$0.35)
24101	24101-1000-52312-0000-001006-0000-000000	Instruction-Life	5/31/2019	Approve Payroll Register, Employer Portion	Basic Life		\$0.00	\$0.47	\$0.00	(\$0.47)
24101	24101-1000-52312-0000-001006-0000-000000	Instruction-Life	5/31/2019	Approve Payroll Register, Employer Portion	Basic Life		\$0.00	\$0.08	\$0.00	(\$0.08)
24101	24101-1000-52312-0000-001006-0000-000000	Instruction-Life	6/10/2019	Approve Payroll Register - Encumbrance	Basic Life		\$0.00	\$0.00	(\$0.35)	\$0.35
24101	24101-1000-52312-0000-001006-0000-000000	Instruction-Life	6/10/2019	Approve Payroll Register - Encumbrance	Basic Life		\$0.00	\$0.00	(\$0.45)	\$0.45
24101	24101-1000-52312-0000-001006-0000-000000	Instruction-Life	6/10/2019	Approve Payroll Register - Encumbrance	Basic Life		\$0.00	\$0.00	(\$0.08)	\$0.08
24101	24101-1000-52312-0000-001006-0000-000000	Instruction-Life	6/10/2019	Approve Payroll Register, Employer Portion	Basic Life		\$0.00	\$0.35	\$0.00	(\$0.35)
24101	24101-1000-52312-0000-001006-0000-000000	Instruction-Life	6/10/2019	Approve Payroll Register, Employer Portion	Basic Life		\$0.00	\$0.47	\$0.00	(\$0.47)
24101	24101-1000-52312-0000-001006-0000-000000	Instruction-Life	6/10/2019	Approve Payroll Register, Employer Portion	Basic Life		\$0.00	\$0.08	\$0.00	(\$0.08)
24101	24101-1000-52312-0000-001006-0000-000000	Instruction-Life	6/24/2019	Unencumber Employer Deductions	Basic Life	0	\$0.00	\$0.00	(\$1.41)	\$1.41
24101	24101-1000-52312-0000-001006-0000-000000	Instruction-Life	6/24/2019	Encumber Employer Deductions	Basic Life	0	\$0.00	\$0.00	\$1.41	(\$1.41)
24101	24101-1000-52312-0000-001006-0000-000000	Instruction-Life	6/24/2019	Unencumber Employer Deductions	Basic Life	0	\$0.00	\$0.00	(\$1.35)	\$1.35
24101	24101-1000-52312-0000-001006-0000-000000	Instruction-Life	6/24/2019	Encumber Employer Deductions	Basic Life	0	\$0.00	\$0.00	\$1.41	(\$1.41)
24101	24101-1000-52312-0000-001006-0000-000000	Instruction-Life	6/24/2019	Unencumber Employer Deductions	Basic Life	0	\$0.00	\$0.00	(\$1.41)	\$1.41
24101	24101-1000-52312-0000-001006-0000-000000	Instruction-Life	6/24/2019	Encumber Employer Deductions	Basic Life	0	\$0.00	\$0.00	\$1.41	(\$1.41)
24101	24101-1000-52312-0000-001006-0000-000000	Instruction-Life	6/28/2019	Approve Payroll Register - Encumbrance	Basic Life		\$0.00	\$0.00	(\$0.35)	\$0.35
24101	24101-1000-52312-0000-001006-0000-000000	Instruction-Life	6/28/2019	Approve Payroll Register - Encumbrance	Basic Life		\$0.00	\$0.00	(\$0.47)	\$0.47
24101	24101-1000-52312-0000-001006-0000-000000	Instruction-Life	6/28/2019	Approve Payroll Register - Encumbrance	Basic Life		\$0.00	\$0.00	(\$0.08)	\$0.08
24101	24101-1000-52312-0000-001006-0000-000000	Instruction-Life	6/28/2019	Approve Payroll Register, Employer Portion	Basic Life		\$0.00	\$0.35	\$0.00	(\$0.35)
24101	24101-1000-52312-0000-001006-0000-000000	Instruction-Life	6/28/2019	Approve Payroll Register, Employer Portion	Basic Life		\$0.00	\$0.47	\$0.00	(\$0.47)
24101	24101-1000-52312-0000-001006-0000-000000	Instruction-Life	6/28/2019	Approve Payroll Register, Employer Portion	Basic Life		\$0.00	\$0.08	\$0.00	(\$0.08)
	24101-1000-52312-0000-001006-0000-000000						\$0.00	\$20.03	\$1.80	(\$21.83)
	Total									
24101	24101-1000-52313-0000-001006-0000-000000	Instruction-Dental	8/13/2018	Encumber Employer Deductions	Dental High Option	0	\$0.00	\$0.00	\$373.44	(\$373.44)
24101	24101-1000-52313-0000-001006-0000-000000	Instruction-Dental	8/13/2018	Encumber Employer Deductions	Dental Low Option	0	\$0.00	\$0.00	\$293.28	(\$293.28)
24101	24101-1000-52313-0000-001006-0000-000000	Instruction-Dental	8/13/2018	Encumber Employer Deductions	Dental High Option	0	\$0.00	\$0.00	\$41.92	(\$41.92)
24101	24101-1000-52313-0000-001006-0000-000000	Instruction-Dental	8/14/2018	Unencumber Employer Deductions	Dental High Option	0	\$0.00	\$0.00	(\$373.44)	\$373.44
24101	24101-1000-52313-0000-001006-0000-000000	Instruction-Dental	8/14/2018	Encumber Employer Deductions	Dental High Option	0	\$0.00	\$0.00	\$357.88	(\$357.88)
24101	24101-1000-52313-0000-001006-0000-000000	Instruction-Dental	8/14/2018	Unencumber Employer Deductions	Dental High Option	0	\$0.00	\$0.00	(\$41.92)	\$41.92
24101	24101-1000-52313-0000-001006-0000-000000	Instruction-Dental	8/14/2018	Encumber Employer Deductions	Dental High Option	0	\$0.00	\$0.00	\$41.92	(\$41.92)
24101	24101-1000-52313-0000-001006-0000-000000	Instruction-Dental	8/15/2018	Approve Payroll Register - Encumbrance	Dental High Option		\$0.00	\$0.00	(\$15.56)	\$15.56
24101	24101-1000-52313-0000-001006-0000-000000	Instruction-Dental	8/15/2018	Approve Payroll Register - Encumbrance	Dental Low Option		\$0.00	\$0.00	(\$12.22)	\$12.22
24101	24101-1000-52313-0000-001006-0000-000000	Instruction-Dental	8/15/2018	Approve Payroll Register, Employer Portion	Dental High Option		\$0.00	\$15.56	\$0.00	(\$15.56)
24101	24101-1000-52313-0000-001006-0000-000000	Instruction-Dental	8/15/2018	Approve Payroll Register, Employer Portion	Dental Low Option		\$0.00	\$12.22	\$0.00	(\$12.22)
24101	24101-1000-52313-0000-001006-0000-000000	Instruction-Dental	8/15/2018	Unencumber Employer Deductions	Dental High Option	0	\$0.00	\$0.00	(\$41.92)	\$41.92
24101	24101-1000-52313-0000-001006-0000-000000	Instruction-Dental	8/15/2018	Encumber Employer Deductions	Dental High Option	0	\$0.00	\$0.00	\$22.40	(\$22.40)
24101	24101-1000-52313-0000-001006-0000-000000	Instruction-Dental	8/15/2018	Unencumber Employer Deductions	Dental High Option	0	\$0.00	\$0.00	(\$342.32)	\$342.32
24101	24101-1000-52313-0000-001006-0000-000000	Instruction-Dental	8/15/2018	Encumber Employer Deductions	Dental High Option	0	\$0.00	\$0.00	\$295.09	(\$295.09)
24101	24101-1000-52313-0000-001006-0000-000000	Instruction-Dental	8/31/2018	Approve Payroll Register - Encumbrance	Dental High Option		\$0.00	\$0.00	(\$12.83)	\$12.83
24101	24101-1000-52313-0000-001006-0000-000000	Instruction-Dental	8/31/2018	Approve Payroll Register - Encumbrance	Dental Low Option		\$0.00	\$0.00	(\$12.22)	\$12.22
24101	24101-1000-52313-0000-001006-0000-000000	Instruction-Dental	8/31/2018	Approve Payroll Register, Employer Portion	Dental High Option		\$0.00	\$12.83	\$0.00	(\$12.83)
24101	24101-1000-52313-0000-001006-0000-000000	Instruction-Dental	8/31/2018	Approve Payroll Register, Employer Portion	Dental Low Option		\$0.00	\$12.22	\$0.00	(\$12.22)
24101	24101-1000-52313-0000-001006-0000-000000	Instruction-Dental	9/6/2018	Unencumber Employer Deductions	Dental High Option	0	\$0.00	\$0.00	(\$282.26)	\$282.26
24101	24101-1000-52313-0000-001006-0000-000000	Instruction-Dental	9/6/2018	Encumber Employer Deductions	Dental High Option	0	\$0.00	\$0.00	\$282.26	(\$282.26)
24101	24101-1000-52313-0000-001006-0000-000000	Instruction-Dental	9/6/2018	Unencumber Employer Deductions	Dental Low Option	0	\$0.00	\$0.00	(\$268.84)	\$268.84
24101	24101-1000-52313-0000-001006-0000-000000	Instruction-Dental	9/6/2018	Encumber Employer Deductions	Dental Low Option	0	\$0.00	\$0.00	\$268.84	(\$268.84)
24101	24101-1000-52313-0000-001006-0000-000000	Instruction-Dental	9/6/2018	Unencumber Employer Deductions	Dental High Option	0	\$0.00	\$0.00	(\$22.40)	\$22.40
24101	24101-1000-52313-0000-001006-0000-000000	Instruction-Dental	9/6/2018	Encumber Employer Deductions	Dental High Option	0	\$0.00	\$0.00	\$22.40	(\$22.40)
24101	24101-1000-52313-0000-001006-0000-000000	Instruction-Dental	9/10/2018	Unencumber Employer Deductions	Dental High Option	0	\$0.00	\$0.00	(\$282.26)	\$282.26
24101	24101-1000-52313-0000-001006-0000-000000	Instruction-Dental	9/10/2018	Encumber Employer Deductions	Dental High Option	0	\$0.00	\$0.00	\$282.26	(\$282.26)
24101	24101-1000-52313-0000-001006-0000-000000	Instruction-Dental	9/11/2018	Unencumber Employer Deductions	Dental High Option	0	\$0.00	\$0.00	(\$282.26)	\$282.26
24101	24101-1000-52313-0000-001006-0000-000000	Instruction-Dental	9/11/2018	Encumber Employer Deductions	Dental High Option	0	\$0.00	\$0.00	\$252.12	(\$252.12)
24101	24101-1000-52313-0000-001006-0000-000000	Instruction-Dental	9/14/2018	Approve Payroll Register - Encumbrance	Dental High Option		\$0.00	\$0.00	(\$11.46)	\$11.46

Fund Audit Report

Run	Account Code	Acct. Desc.	Trans. Date	Trans. Desc.	Description	Check	Budget	Actuals	Encumbrance	Available
24101	24101-1000-52313-0000-001006-0000-00000	Instruction-Dental	9/14/2018	Approve Payroll Register - Encumbrance	Dental Low Option		\$0.00	\$0.00	(\$12.22)	\$12.22
24101	24101-1000-52313-0000-001006-0000-00000	Instruction-Dental	9/14/2018	Approve Payroll Register, Employer Portion	Dental High Option		\$0.00	\$11.46	\$0.00	(\$11.46)
24101	24101-1000-52313-0000-001006-0000-00000	Instruction-Dental	9/14/2018	Approve Payroll Register, Employer Portion	Dental Low Option		\$0.00	\$12.22	\$0.00	(\$12.22)
24101	24101-1000-52313-0000-001006-0000-00000	Instruction-Dental	9/28/2018	Approve Payroll Register - Encumbrance	Dental High Option		\$0.00	\$0.00	(\$11.46)	\$11.46
24101	24101-1000-52313-0000-001006-0000-00000	Instruction-Dental	9/28/2018	Approve Payroll Register - Encumbrance	Dental Low Option		\$0.00	\$0.00	(\$12.22)	\$12.22
24101	24101-1000-52313-0000-001006-0000-00000	Instruction-Dental	9/28/2018	Approve Payroll Register, Employer Portion	Dental High Option		\$0.00	\$11.46	\$0.00	(\$11.46)
24101	24101-1000-52313-0000-001006-0000-00000	Instruction-Dental	9/28/2018	Approve Payroll Register, Employer Portion	Dental Low Option		\$0.00	\$12.22	\$0.00	(\$12.22)
24101	24101-1000-52313-0000-001006-0000-00000	Instruction-Dental	10/11/2018	Unencumber Employer Deductions	Dental High Option	0	\$0.00	\$0.00	(\$22.40)	\$22.40
24101	24101-1000-52313-0000-001006-0000-00000	Instruction-Dental	10/11/2018	Encumber Employer Deductions	Dental High Option	0	\$0.00	\$0.00	\$26.60	(\$26.60)
24101	24101-1000-52313-0000-001006-0000-00000	Instruction-Dental	10/12/2018	Unencumber Employer Deductions	Dental High Option	0	\$0.00	\$0.00	(\$26.60)	\$26.60
24101	24101-1000-52313-0000-001006-0000-00000	Instruction-Dental	10/12/2018	Encumber Employer Deductions	Dental Adjustment	0	\$0.00	\$0.00	\$2.81	(\$2.81)
24101	24101-1000-52313-0000-001006-0000-00000	Instruction-Dental	10/12/2018	Encumber Employer Deductions	Dental High Option	0	\$0.00	\$0.00	\$26.60	(\$26.60)
24101	24101-1000-52313-0000-001006-0000-00000	Instruction-Dental	10/15/2018	Approve Payroll Register - Encumbrance	Dental High Option		\$0.00	\$0.00	(\$11.46)	\$11.46
24101	24101-1000-52313-0000-001006-0000-00000	Instruction-Dental	10/15/2018	Approve Payroll Register - Encumbrance	Dental Low Option		\$0.00	\$0.00	(\$12.22)	\$12.22
24101	24101-1000-52313-0000-001006-0000-00000	Instruction-Dental	10/15/2018	Approve Payroll Register - Encumbrance	Dental High Option		\$0.00	\$0.00	(\$1.40)	\$1.40
24101	24101-1000-52313-0000-001006-0000-00000	Instruction-Dental	10/15/2018	Approve Payroll Register, Employer Portion	Dental High Option		\$0.00	\$11.46	\$0.00	(\$11.46)
24101	24101-1000-52313-0000-001006-0000-00000	Instruction-Dental	10/15/2018	Approve Payroll Register, Employer Portion	Dental Low Option		\$0.00	\$12.22	\$0.00	(\$12.22)
24101	24101-1000-52313-0000-001006-0000-00000	Instruction-Dental	10/15/2018	Approve Payroll Register, Employer Portion	Dental High Option		\$0.00	\$1.40	\$0.00	(\$1.40)
24101	24101-1000-52313-0000-001006-0000-00000	Instruction-Dental	10/31/2018	Approve Payroll Register - Encumbrance	Dental High Option		\$0.00	\$0.00	(\$11.46)	\$11.46
24101	24101-1000-52313-0000-001006-0000-00000	Instruction-Dental	10/31/2018	Approve Payroll Register - Encumbrance	Dental Low Option		\$0.00	\$0.00	(\$12.22)	\$12.22
24101	24101-1000-52313-0000-001006-0000-00000	Instruction-Dental	10/31/2018	Approve Payroll Register - Encumbrance	Dental Adjustment		\$0.00	\$0.00	(\$2.81)	\$2.81
24101	24101-1000-52313-0000-001006-0000-00000	Instruction-Dental	10/31/2018	Approve Payroll Register - Encumbrance	Dental High Option		\$0.00	\$0.00	(\$1.40)	\$1.40
24101	24101-1000-52313-0000-001006-0000-00000	Instruction-Dental	10/31/2018	Approve Payroll Register, Employer Portion	Dental High Option		\$0.00	\$11.46	\$0.00	(\$11.46)
24101	24101-1000-52313-0000-001006-0000-00000	Instruction-Dental	10/31/2018	Approve Payroll Register, Employer Portion	Dental Low Option		\$0.00	\$12.22	\$0.00	(\$12.22)
24101	24101-1000-52313-0000-001006-0000-00000	Instruction-Dental	10/31/2018	Approve Payroll Register, Employer Portion	Dental Adjustment		\$0.00	\$2.81	\$0.00	(\$2.81)
24101	24101-1000-52313-0000-001006-0000-00000	Instruction-Dental	10/31/2018	Approve Payroll Register, Employer Portion	Dental High Option		\$0.00	\$1.40	\$0.00	(\$1.40)
24101	24101-1000-52313-0000-001006-0000-00000	Instruction-Dental	11/15/2018	Approve Payroll Register - Encumbrance	Dental High Option		\$0.00	\$0.00	(\$11.46)	\$11.46
24101	24101-1000-52313-0000-001006-0000-00000	Instruction-Dental	11/15/2018	Approve Payroll Register - Encumbrance</						

Fund Audit Report

Accounting Cycle: FY2018-2019; Begin Date: 07/01/2018; End Date: 06/30/2019; Account Type: Expenditure; Account Expression: ((Fund In ('25147','25131','27150','25201','25209','24101'))); Subtotal Element: Fund; Beginning Balances: No; Add Budget Transactions: Yes; Add Encumbrance

[illegible]

Native American Community Academy

Appendix 3 Title Funds Audit Report

Fund Audit Report

Accounting Cycle: FY2018-2019; Begin Date: 07/01/2018; End Date: 06/30/2019; Account Type: Expenditure; Account Expression: ((Fund) In ('25147','25131','27150','25201','25209','24101')) ; Subtotal Element: Fund; Beginning Balances: No; Add Budget Transactions: Yes; Add Encumbrance

Fund	Account Code	Acct. Desc.	Trans. Date	Trans. Desc.	Description	Check	Budget	Actuals	Encumbrance	Available
24101	24101-1000-52313-0000-001006-0000-000000	Instruction-Dental	5/31/2019	Approve Payroll Register - Encumbrance	Dental High Option		\$0.00	\$0.00	(\$11.46)	\$11.46
24101	24101-1000-52313-0000-001006-0000-000000	Instruction-Dental	5/31/2019	Approve Payroll Register - Encumbrance	Dental Low Option		\$0.00	\$0.00	(\$11.59)	\$11.59
24101	24101-1000-52313-0000-001006-0000-000000	Instruction-Dental	5/31/2019	Approve Payroll Register - Encumbrance	Dental High Option		\$0.00	\$0.00	(\$1.40)	\$1.40
24101	24101-1000-52313-0000-001006-0000-000000	Instruction-Dental	5/31/2019	Approve Payroll Register, Employer Portion	Dental High Option		\$0.00	\$11.46	\$0.00	(\$11.46)
24101	24101-1000-52313-0000-001006-0000-000000	Instruction-Dental	5/31/2019	Approve Payroll Register, Employer Portion	Dental Low Option		\$0.00	\$12.22	\$0.00	(\$12.22)
24101	24101-1000-52313-0000-001006-0000-000000	Instruction-Dental	5/31/2019	Approve Payroll Register, Employer Portion	Dental High Option		\$0.00	\$1.40	\$0.00	(\$1.40)
24101	24101-1000-52313-0000-001006-0000-000000	Instruction-Dental	6/10/2019	Approve Payroll Register - Encumbrance	Dental High Option		\$0.00	\$0.00	(\$11.46)	\$11.46
24101	24101-1000-52313-0000-001006-0000-000000	Instruction-Dental	6/10/2019	Approve Payroll Register - Encumbrance	Dental Low Option		\$0.00	\$0.00	(\$11.59)	\$11.59
24101	24101-1000-52313-0000-001006-0000-000000	Instruction-Dental	6/10/2019	Approve Payroll Register - Encumbrance	Dental High Option		\$0.00	\$0.00	(\$1.40)	\$1.40
24101	24101-1000-52313-0000-001006-0000-000000	Instruction-Dental	6/10/2019	Approve Payroll Register, Employer Portion	Dental High Option		\$0.00	\$11.46	\$0.00	(\$11.46)
24101	24101-1000-52313-0000-001006-0000-000000	Instruction-Dental	6/10/2019	Approve Payroll Register, Employer Portion	Dental Low Option		\$0.00	\$12.22	\$0.00	(\$12.22)
24101	24101-1000-52313-0000-001006-0000-000000	Instruction-Dental	6/10/2019	Approve Payroll Register, Employer Portion	Dental High Option		\$0.00	\$1.40	\$0.00	(\$1.40)
24101	24101-1000-52313-0000-001006-0000-000000	Instruction-Dental	6/24/2019	Unencumber Employer Deductions	Dental Low Option	0	\$0.00	\$0.00	(\$36.66)	\$36.66
24101	24101-1000-52313-0000-001006-0000-000000	Instruction-Dental	6/24/2019	Encumber Employer Deductions	Dental Low Option	0	\$0.00	\$0.00	\$36.66	(\$36.66)
24101	24101-1000-52313-0000-001006-0000-000000	Instruction-Dental	6/24/2019	Unencumber Employer Deductions	Dental Low Option	0	\$0.00	\$0.00	(\$34.77)	\$34.77
24101	24101-1000-52313-0000-001006-0000-000000	Instruction-Dental	6/24/2019	Encumber Employer Deductions	Dental Low Option	0	\$0.00	\$0.00	\$36.66	(\$36.66)
24101	24101-1000-52313-0000-001006-0000-000000	Instruction-Dental	6/24/2019	Unencumber Employer Deductions	Dental Low Option	0	\$0.00	\$0.00	(\$36.66)	\$36.66
24101	24101-1000-52313-0000-001006-0000-000000	Instruction-Dental	6/24/2019	Encumber Employer Deductions	Dental Low Option	0	\$0.00	\$0.00	\$36.66	(\$36.66)
24101	24101-1000-52313-0000-001006-0000-000000	Instruction-Dental	6/28/2019	Approve Payroll Register - Encumbrance	Dental High Option		\$0.00	\$0.00	(\$11.46)	\$11.46
24101	24101-1000-52313-0000-001006-0000-000000	Instruction-Dental	6/28/2019	Approve Payroll Register - Encumbrance	Dental Low Option		\$0.00	\$0.00	(\$12.22)	\$12.22
24101	24101-1000-52313-0000-001006-0000-000000	Instruction-Dental	6/28/2019	Approve Payroll Register - Encumbrance	Dental High Option		\$0.00	\$0.00	(\$1.40)	\$1.40
24101	24101-1000-52313-0000-001006-0000-000000	Instruction-Dental	6/28/2019	Approve Payroll Register, Employer Portion	Dental High Option		\$0.00	\$11.46	\$0.00	(\$11.46)
24101	24101-1000-52313-0000-001006-0000-000000	Instruction-Dental	6/28/2019	Approve Payroll Register, Employer Portion	Dental Low Option		\$0.00	\$12.22	\$0.00	(\$12.22)
24101	24101-1000-52313-0000-001006-0000-000000	Instruction-Dental	6/28/2019	Approve Payroll Register, Employer Portion	Dental High Option		\$0.00	\$1.40	\$0.00	(\$1.40)
	24101-1000-52313-0000-001006-0000-000000 Total						\$0.00	\$554.44	\$50.16	(\$604.60)
24101	24101-1000-52314-0000-001006-0000-000000	Instruction-Vision	8/13/2018	Encumber Employer Deductions	Davis Vision Plus 1	0	\$0.00	\$0.00	\$75.60	(\$75.60)
24101	24101-1000-52314-0000-001006-0000-000000	Instruction-Vision	8/13/2018	Encumber Employer Deductions	Davis Vision Family	0	\$0.00	\$0.00	\$101.76	(\$101.76)
24101	24101-1000-52314-0000-001006-0000-000000	Instruction-Vision	8/13/2018	Encumber Employer Deductions	Davis Vision Single	0	\$0.00	\$0.00	\$9.60	(\$9.60)
24101	24101-1000-52314-0000-001006-0000-000000	Instruction-Vision	8/14/2018	Unencumber Employer Deductions	Davis Vision Plus 1	0	\$0.00	\$0.00	(\$75.60)	\$75.60
24101	24101-1000-52314-0000-001006-0000-000000	Instruction-Vision	8/14/2018	Encumber Employer Deductions	Davis Vision Plus 1	0	\$0.00	\$0.00	\$72.45	(\$72.45)
24101	24101-1000-52314-0000-001006-0000-000000	Instruction-Vision	8/14/2018	Unencumber Employer Deductions	Davis Vision Single	0	\$0.00	\$0.00	(\$9.60)	\$9.60
24101	24101-1000-52314-0000-001006-0000-000000	Instruction-Vision	8/14/2018	Encumber Employer Deductions	Davis Vision Single	0	\$0.00	\$0.00	\$13.80	(\$13.80)
24101	24101-1000-52314-0000-001006-0000-000000	Instruction-Vision	8/15/2018	Approve Payroll Register - Encumbrance	Davis Vision Plus 1		\$0.00	\$0.00	(\$3.15)	\$3.15
24101	24101-1000-52314-0000-001006-0000-000000	Instruction-Vision	8/15/2018	Approve Payroll Register - Encumbrance	Davis Vision Family		\$0.00	\$0.00	(\$4.24)	\$4.24
24101	24101-1000-52314-0000-001006-0000-000000	Instruction-Vision	8/15/2018	Approve Payroll Register - Encumbrance	Davis Vision Single		\$0.00	\$0.00	(\$0.60)	\$0.60
24101	24101-1000-52314-0000-001006-0000-000000	Instruction-Vision	8/15/2018	Approve Payroll Register, Employer Portion	Davis Vision Plus 1		\$0.00	\$3.15	\$0.00	(\$3.15)
24101	24101-1000-52314-0000-001006-0000-000000	Instruction-Vision	8/15/2018	Approve Payroll Register, Employer Portion	Davis Vision Family		\$0.00	\$4.24	\$0.00	(\$4.24)
24101	24101-1000-52314-0000-001006-0000-000000	Instruction-Vision	8/15/2018	Approve Payroll Register, Employer Portion	Davis Vision Single		\$0.00	\$0.60	\$0.00	(\$0.60)
24101	24101-1000-52314-0000-001006-0000-000000	Instruction-Vision	8/15/2018	Unencumber Employer Deductions	Davis Vision Single	0	\$0.00	\$0.00	(\$13.20)	\$13.20
24101	24101-1000-52314-0000-001006-0000-000000	Instruction-Vision	8/15/2018	Encumber Employer Deductions	Davis Vision Single	0	\$0.00	\$0.00	\$7.36	(\$7.36)
24101	24101-1000-52314-0000-001006-0000-000000	Instruction-Vision	8/15/2018	Unencumber Employer Deductions	Davis Vision Plus 1	0	\$0.00	\$0.00	(\$69.30)	\$69.30
24101	24101-1000-52314-0000-001006-0000-000000	Instruction-Vision	8/15/2018	Encumber Employer Deductions	Davis Vision Plus 1	0	\$0.00	\$0.00	\$59.80	(\$59.80)
24101	24101-1000-52314-0000-001006-0000-000000	Instruction-Vision	8/31/2018	Approve Payroll Register - Encumbrance	Davis Vision Plus 1		\$0.00	\$0.00	(\$2.60)	\$2.60
24101	24101-1000-52314-0000-001006-0000-000000	Instruction-Vision	8/31/2018	Approve Payroll Register - Encumbrance	Davis Vision Family		\$0.00	\$0.00	(\$4.24)	\$4.24
24101	24101-1000-52314-0000-001006-0000-000000	Instruction-Vision	8/31/2018	Approve Payroll Register - Encumbrance	Davis Vision Single		\$0.00	\$0.00	(\$0.32)	\$0.32
24101	24101-1000-52314-0000-001006-0000-000000	Instruction-Vision	8/31/2018	Approve Payroll Register, Employer Portion	Davis Vision Plus 1		\$0.00	\$2.60	\$0.00	(\$2.60)
24101	24101-1000-52314-0000-001006-0000-000000	Instruction-Vision	8/31/2018	Approve Payroll Register, Employer Portion	Davis Vision Family		\$0.00	\$4.24	\$0.00	(\$4.24)
24101	24101-1000-52314-0000-001006-0000-000000	Instruction-Vision	8/31/2018	Approve Payroll Register, Employer Portion	Davis Vision Single		\$0.00	\$0.32	\$0.00	(\$0.32)
24101	24101-1000-52314-0000-001006-0000-000000	Instruction-Vision	9/6/2018	Unencumber Employer Deductions	Davis Vision Plus 1	0	\$0.00	\$0.00	(\$57.20)	\$57.20
24101	24101-1000-52314-0000-001006-0000-000000	Instruction-Vision	9/6/2018	Encumber Employer Deductions	Davis Vision Plus 1	0	\$0.00	\$0.00	\$57.20	(\$57.20)
24101	24101-1000-52314-0000-001006-0000-000000	Instruction-Vision	9/6/2018	Unencumber Employer Deductions	Davis Vision Family	0	\$0.00	\$0.00	(\$93.28)	\$93.28
24101	24101-1000-52314-0000-001006-0000-000000	Instruction-Vision	9/6/2018	Encumber Employer Deductions	Davis Vision Family	0	\$0.00	\$0.00	\$93.28	(\$93.28)
24101	24101-1000-52314-0000-001006-0000-000000	Instruction-Vision	9/6/2018	Unencumber Employer Deductions	Davis Vision Single	0	\$0.00	\$0.00	(\$7.04)	\$7.04
24101	24101-1000-52314-0000-001006-0000-000000	Instruction-Vision	9/6/2018	Encumber Employer Deductions	Davis Vision Single	0	\$0.00	\$0.00	\$7.04	(\$7.04)
24101	24101-1000-52314-0000-001006-0000-000000	Instruction-Vision	9/10/2018	Unencumber Employer Deductions	Davis Vision Plus 1	0	\$0.00	\$0.00	(\$57.20)	\$57.20
24101	24101-1000-52314-0000-001006-0000-000000	Instruction-Vision	9/10/2018	Encumber Employer Deductions	Davis Vision Plus 1	0	\$0.00	\$0.00	\$57.20	(\$57.20)
24101	24101-1000-52314-0000-001006-0000-000000	Instruction-Vision	9/11/2018	Unencumber Employer Deductions	Davis Vision Plus 1	0	\$0.00	\$0.00	(\$57.20)	\$57.20
24101	24101-1000-52314-0000-001006-0000-000000	Instruction-Vision	9/11/2018	Encumber Employer Deductions	Davis Vision Plus 1	0	\$0.00	\$0.00	\$51.04	(\$51.04)

Fund Audit Report

[illegible]

Fund Audit Report

Accounting Cycle: FY2018-2019; Begin Date: 07/01/2018; End Date: 06/30/2019; Account Type: Expenditure; Account Expression: ((Fund In ('25147','25131','27150','25201','25209','24101'))); Subtotal Element: Fund; Beginning Balances: No; Add Budget Transactions: Yes; Add Encumbrance

[illegible]

Native American Community Academy

Fund Audit Report

Appendix 3 Title Funds Audit Report

Accounting Cycle: FY2018-2019; Begin Date: 07/01/2018; End Date: 06/30/2019; Account Type: Expenditure; Account Expression: (([Fund] In ('25147','25131','27150','25201','25209','24101'))); Subtotal Element: Fund; Beginning Balances: No; Add Budget Transactions: Yes; Add Encumbrance

Fund	Account Code	Acct. Desc.	Trans. Date	Trans. Desc.	Description	Check	Budget	Actuals	Encumbrance	Available
24101	24101-1000-52314-0000-001006-0000-000000	Instruction-Vision	5/16/2019	Unencumber Employer Deductions	Davis Vision Family	0	\$0.00	\$0.00	(\$21.20)	\$21.20
24101	24101-1000-52314-0000-001006-0000-000000	Instruction-Vision	5/16/2019	Encumber Employer Deductions	Davis Vision Family	0	\$0.00	\$0.00	\$20.10	(\$20.10)
24101	24101-1000-52314-0000-001006-0000-000000	Instruction-Vision	5/31/2019	Approve Payroll Register - Encumbrance	Davis Vision Plus 1		\$0.00	\$0.00	(\$2.32)	\$2.32
24101	24101-1000-52314-0000-001006-0000-000000	Instruction-Vision	5/31/2019	Approve Payroll Register - Encumbrance	Davis Vision Family		\$0.00	\$0.00	(\$4.02)	\$4.02
24101	24101-1000-52314-0000-001006-0000-000000	Instruction-Vision	5/31/2019	Approve Payroll Register - Encumbrance	Davis Vision Single		\$0.00	\$0.00	(\$0.32)	\$0.32
24101	24101-1000-52314-0000-001006-0000-000000	Instruction-Vision	5/31/2019	Approve Payroll Register, Employer Portion	Davis Vision Plus 1		\$0.00	\$2.32	\$0.00	(\$2.32)
24101	24101-1000-52314-0000-001006-0000-000000	Instruction-Vision	5/31/2019	Approve Payroll Register, Employer Portion	Davis Vision Family		\$0.00	\$4.24	\$0.00	(\$4.24)
24101	24101-1000-52314-0000-001006-0000-000000	Instruction-Vision	5/31/2019	Approve Payroll Register, Employer Portion	Davis Vision Single		\$0.00	\$0.32	\$0.00	(\$0.32)
24101	24101-1000-52314-0000-001006-0000-000000	Instruction-Vision	6/10/2019	Approve Payroll Register - Encumbrance	Davis Vision Plus 1		\$0.00	\$0.00	(\$2.32)	\$2.32
24101	24101-1000-52314-0000-001006-0000-000000	Instruction-Vision	6/10/2019	Approve Payroll Register - Encumbrance	Davis Vision Family		\$0.00	\$0.00	(\$4.02)	\$4.02
24101	24101-1000-52314-0000-001006-0000-000000	Instruction-Vision	6/10/2019	Approve Payroll Register - Encumbrance	Davis Vision Single		\$0.00	\$0.00	(\$0.32)	\$0.32
24101	24101-1000-52314-0000-001006-0000-000000	Instruction-Vision	6/10/2019	Approve Payroll Register, Employer Portion	Davis Vision Plus 1		\$0.00	\$2.32	\$0.00	(\$2.32)
24101	24101-1000-52314-0000-001006-0000-000000	Instruction-Vision	6/10/2019	Approve Payroll Register, Employer Portion	Davis Vision Family		\$0.00	\$4.24	\$0.00	(\$4.24)
24101	24101-1000-52314-0000-001006-0000-000000	Instruction-Vision	6/10/2019	Approve Payroll Register, Employer Portion	Davis Vision Single		\$0.00	\$0.32	\$0.00	(\$0.32)
24101	24101-1000-52314-0000-001006-0000-000000	Instruction-Vision	6/24/2019	Unencumber Employer Deductions	Davis Vision Family	0	\$0.00	\$0.00	(\$12.72)	\$12.72
24101	24101-1000-52314-0000-001006-0000-000000	Instruction-Vision	6/24/2019	Encumber Employer Deductions	Davis Vision Family	0	\$0.00	\$0.00	\$12.72	(\$12.72)
24101	24101-1000-52314-0000-001006-0000-000000	Instruction-Vision	6/24/2019	Unencumber Employer Deductions	Davis Vision Family	0	\$0.00	\$0.00	(\$12.06)	\$12.06
24101	24101-1000-52314-0000-001006-0000-000000	Instruction-Vision	6/24/2019	Encumber Employer Deductions	Davis Vision Family	0	\$0.00	\$0.00	\$12.72	(\$12.72)
24101	24101-1000-52314-0000-001006-0000-000000	Instruction-Vision	6/24/2019	Unencumber Employer Deductions	Davis Vision Family	0	\$0.00	\$0.00	(\$12.72)	\$12.72
24101	24101-1000-52314-0000-001006-0000-000000	Instruction-Vision	6/24/2019	Encumber Employer Deductions	Davis Vision Family	0	\$0.00	\$0.00	\$12.72	(\$12.72)
24101	24101-1000-52314-0000-001006-0000-000000	Instruction-Vision	6/28/2019	Approve Payroll Register - Encumbrance	Davis Vision Plus 1		\$0.00	\$0.00	(\$2.32)	\$2.32
24101	24101-1000-52314-0000-001006-0000-000000	Instruction-Vision	6/28/2019	Approve Payroll Register - Encumbrance	Davis Vision Family		\$0.00	\$0.00	(\$4.24)	\$4.24
24101	24101-1000-52314-0000-001006-0000-000000	Instruction-Vision	6/28/2019	Approve Payroll Register - Encumbrance	Davis Vision Single		\$0.00	\$0.00	(\$0.32)	\$0.32
24101	24101-1000-52314-0000-001006-0000-000000	Instruction-Vision	6/28/2019	Approve Payroll Register, Employer Portion	Davis Vision Plus 1		\$0.00	\$2.32	\$0.00	(\$2.32)
24101	24101-1000-52314-0000-001006-0000-000000	Instruction-Vision	6/28/2019	Approve Payroll Register, Employer Portion	Davis Vision Family		\$0.00	\$4.24	\$0.00	(\$4.24)
24101	24101-1000-52314-0000-001006-0000-000000	Instruction-Vision	6/28/2019	Approve Payroll Register, Employer Portion	Davis Vision Single		\$0.00	\$0.32	\$0.00	(\$0.32)
	24101-1000-52314-0000-001006-0000-000000 Total						\$0.00	\$152.75	\$13.76	(\$166.51)
24101	24101-1000-52500-0000-001006-0000-000000	Instruction-Unemployment Compensation	7/1/2018	Adopt Budget	Adopt Budget: This Budget Item was		\$1,022.00	\$0.00	\$0.00	\$1,022.00
24101	24101-1000-52500-0000-001006-0000-000000	Instruction-Unemployment Compensation	7/1/2018	Adjust Budget	Adjust Budget: This Budget Item was		\$4.00	\$0.00	\$0.00	\$4.00
24101	24101-1000-52500-0000-001006-0000-000000	Instruction-Unemployment	8/13/2018	Encumber Employer Deductions	State	0	\$0.00	\$0.00	\$79.86	(\$79.86)
24101	24101-1000-52500-0000-001006-0000-000000	Instruction-Unemployment	8/13/2018	Encumber Employer Deductions	State	0	\$0.00	\$0.00	\$79.86	(\$79.86)
24101	24101-1000-52500-0000-001006-0000-000000	Instruction-Unemployment	8/13/2018	Encumber Employer Deductions	State	0	\$0.00	\$0.00	\$25.58	(\$25.58)
24101	24101-1000-52500-0000-001006-0000-000000	Instruction-Unemployment	8/14/2018	Unencumber Employer Deductions	State	0	\$0.00	\$0.00	(\$79.86)	\$79.86
24101	24101-1000-52500-0000-001006-0000-000000	Instruction-Unemployment	8/14/2018	Encumber Employer Deductions	State	0	\$0.00	\$0.00	\$79.86	(\$79.86)
24101	24101-1000-52500-0000-001006-0000-000000	Instruction-Unemployment	8/14/2018	Unencumber Employer Deductions	State	0	\$0.00	\$0.00	(\$25.58)	\$25.58
24101	24101-1000-52500-0000-001006-0000-000000	Instruction-Unemployment	8/14/2018	Encumber Employer Deductions	State	0	\$0.00	\$0.00	\$25.58	(\$25.58)
24101	24101-1000-52500-0000-001006-0000-000000	Instruction-Unemployment	8/15/2018	Approve Payroll Register - Encumbrance	State		\$0.00	\$0.00	(\$2.42)	\$2.42
24101	24101-1000-52500-0000-001006-0000-000000	Instruction-Unemployment	8/15/2018	Approve Payroll Register, Employer Portion	State		\$0.00	\$2.42	\$0.00	(\$2.42)
24101	24101-1000-52500-0000-001006-0000-000000	Instruction-Unemployment	8/15/2018	Unencumber Employer Deductions	State	0	\$0.00	\$0.00	(\$25.58)	\$25.58
24101	24101-1000-52500-0000-001006-0000-000000	Instruction-Unemployment	8/15/2018	Encumber Employer Deductions	State	0	\$0.00	\$0.00	\$13.78	(\$13.78)
24101	24101-1000-52500-0000-001006-0000-000000	Instruction-Unemployment	8/15/2018	Unencumber Employer Deductions	State	0	\$0.00	\$0.00	(\$79.86)	\$79.86
24101	24101-1000-52500-0000-001006-0000-000000	Instruction-Unemployment	8/15/2018	Encumber Employer Deductions	State	0	\$0.00	\$0.00	\$65.79	(\$65.79)
24101	24101-1000-52500-0000-001006-0000-000000	Instruction-Unemployment	9/6/2018	Unencumber Employer Deductions	State	0	\$0.00	\$0.00	(\$65.79)	\$65.79
24101	24101-1000-52500-0000-001006-0000-000000	Instruction-Unemployment	9/6/2018	Encumber Employer Deductions	State	0	\$0.00	\$0.00	\$65.79	(\$65.79)
24101	24101-1000-52500-0000-001006-0000-000000	Instruction-Unemployment	9/6/2018	Unencumber Employer Deductions	State	0	\$0.00	\$0.00	(\$77.44)	\$77.44
24101	24101-1000-52500-0000-001006-0000-000000	Instruction-Unemployment	9/6/2018	Encumber Employer Deductions	State	0	\$0.00	\$0.00	\$79.86	(\$79.86)
24101	24101-1000-52500-0000-001006-0000-000000	Instruction-Unemployment	9/6/2018	Unencumber Employer Deductions	State	0	\$0.00	\$0.00	(\$13.78)	\$13.78
24101	24101-1000-52500-0000-001006-0000-000000	Instruction-Unemployment	9/6/2018	Encumber Employer Deductions	State	0	\$0.00	\$0.00	\$13.78	(\$13.78)
24101	24101-1000-52500-0000-001006-0000-000000	Instruction-Unemployment	9/10/2018	Unencumber Employer Deductions	State	0	\$0.00	\$0.00	(\$65.79)	\$65.79
24101	24101-1000-52500-0000-001006-0000-000000	Instruction-Unemployment	9/10/2018	Encumber Employer Deductions	State	0	\$0.00	\$0.00	\$65.79	(\$65.79)
24101	24101-1000-52500-0000-001006-0000-000000	Instruction-Unemployment	9/11/2018	Unencumber Employer Deductions	State	0	\$0.00	\$0.00	(\$65.79)	\$65.79
24101	24101-1000-52500-0000-001006-0000-000000	Instruction-Unemployment	9/11/2018	Encumber Employer Deductions	State	0	\$0.00	\$0.00	\$58.78	(\$58.78)
24101	24101-1000-52500-0000-001006-0000-000000	Instruction-Unemployment	10/11/2018	Unencumber Employer Deductions	State	0	\$0.00	\$0.00	(\$13.78)	\$13.78
24101	24101-1000-52500-0000-001006-0000-000000	Instruction-Unemployment	10/11/2018	Encumber Employer Deductions	State	0	\$0.00	\$0.00	\$13.78	(\$13.78)
24101	24101-1000-52500-0000-001006-0000-000000	Instruction-Unemployment	10/12/2018	Unencumber Employer Deductions	State	0	\$0.00	\$0.00	(\$13.78)	\$13.78
24101	24101-1000-52500-0000-001006-0000-000000	Instruction-Unemployment	10/12/2018	Encumber Employer Deductions	State	0	\$0.00	\$0.00	\$13.78	(\$13.78)

Appendix 3 Title Funds Audit Report

Accounting Cycle: FY2018-2019; Begin Date: 07/01/2018; End Date: 06/30/2019; Account Type: Expenditure; Account Expression: ((Fund) In ('25147','25131','27150','25201','25209','24101')) ; Subtotal Element: Fund; Beginning Balances: No; Add Budget Transactions: Yes; Add Encumbrance

Fund	Account Code	Acct. Desc.	Trans. Date	Trans. Desc.	Description	Check	Budget	Actuals	Encumbrance	Available
24101	24101-1000-52500-0000-001006-0000-00000	Instruction-Unemployment	12/3/2018	Unencumber Employer Deductions	State	0	\$0.00	\$0.00	(\$79.86)	\$79.86
24101	24101-1000-52500-0000-001006-0000-00000	Instruction-Unemployment	12/3/2018	Encumber Employer Deductions	State	0	\$0.00	\$0.00	\$79.86	(\$79.86)
24101	24101-1000-52500-0000-001006-0000-00000	Instruction-Unemployment	12/4/2018	Unencumber Employer Deductions	State	0	\$0.00	\$0.00	(\$79.86)	\$79.86
24101	24101-1000-52500-0000-001006-0000-00000	Instruction-Unemployment	12/4/2018	Encumber Employer Deductions	State	0	\$0.00	\$0.00	\$77.29	(\$77.29)
24101	24101-1000-52500-0000-001006-0000-00000	Instruction-Unemployment	12/4/2018	Unencumber Employer Deductions	State	0	\$0.00	\$0.00	(\$79.86)	\$79.86
24101	24101-1000-52500-0000-001006-0000-00000	Instruction-Unemployment	12/4/2018	Encumber Employer Deductions	State	0	\$0.00	\$0.00	\$79.86	(\$79.86)
24101	24101-1000-52500-0000-001006-0000-00000	Instruction-Unemployment	12/18/2018	Unencumber Employer Deductions	State	0	\$0.00	\$0.00	(\$13.78)	\$13.78
24101	24101-1000-52500-0000-001006-0000-00000	Instruction-Unemployment	12/18/2018	Encumber Employer Deductions	State	0	\$0.00	\$0.00	\$13.78	(\$13.78)
24101	24101-1000-52500-0000-001006-0000-00000	Instruction-Unemployment	1/15/2019	Approve Payroll Register - Encumbrance	State		\$0.00	\$0.00	(\$5.19)	\$5.19
24101	24101-1000-52500-0000-001006-0000-00000	Instruction-Unemployment	1/15/2019	Approve Payroll Register - Encumbrance	State		\$0.00	\$0.00	(\$5.92)	\$5.92
24101	24101-1000-52500-0000-001006-0000-00000	Instruction-Unemployment	1/15/2019	Approve Payroll Register - Encumbrance	State		\$0.00	\$0.00	(\$1.11)	\$1.11
24101	24101-1000-52500-0000-001006-0000-00000	Instruction-Unemployment	1/15/2019	Approve Payroll Register, Employer Portion	State		\$0.00	\$5.19	\$0.00	(\$5.19)
24101	24101-1000-52500-0000-001006-0000-00000	Instruction-Unemployment	1/15/2019	Approve Payroll Register, Employer Portion	State		\$0.00	\$6.12	\$0.00	(\$6.12)
24101	24101-1000-52500-0000-001006-0000-00000	Instruction-Unemployment	1/15/2019	Approve Payroll Register, Employer Portion	State		\$0.00	\$1.11	\$0.00	(\$1.11)
24101	24101-1000-52500-0000-001006-0000-00000	Instruction-Unemployment	1/31/2019	Approve Payroll Register - Encumbrance	State		\$0.00	\$0.00	(\$5.19)	\$5.19
24101	24101-1000-52500-0000-001006-0000-00000	Instruction-Unemployment	1/31/2019	Approve Payroll Register - Encumbrance	State		\$0.00	\$0.00	(\$5.92)	\$5.92
24101	24101-1000-52500-0000-001006-0000-00000	Instruction-Unemployment	1/31/2019	Approve Payroll Register - Encumbrance	State		\$0.00	\$0.00	(\$1.11)	\$1.11
24101	24101-1000-52500-0000-001006-0000-00000	Instruction-Unemployment	1/31/2019	Approve Payroll Register, Employer Portion	State		\$0.00	\$5.19	\$0.00	(\$5.19)
24101	24101-1000-52500-0000-001006-0000-00000	Instruction-Unemployment	1/31/2019	Approve Payroll Register, Employer Portion	State		\$0.00	\$6.12	\$0.00	(\$6.12)
24101	24101-1000-52500-0000-001006-0000-00000	Instruction-Unemployment	1/31/2019	Approve Payroll Register, Employer Portion	State		\$0.00	\$1.11	\$0.00	(\$1.11)
24101	24101-1000-52500-0000-001006-0000-00000	Instruction-Unemployment	2/15/2019	Approve Payroll Register - Encumbrance	State		\$0.00	\$0.00	(\$5.19)	\$5.19
24101	24101-1000-52500-0000-001006-0000-00000	Instruction-Unemployment	2/15/2019	Approve Payroll Register - Encumbrance	State		\$0.00	\$0.00	(\$5.92)	\$5.92
24101	24101-1000-52500-0000-001006-0000-00000	Instruction-Unemployment	2/15/2019	Approve Payroll Register - Encumbrance	State		\$0.00	\$0.00	(\$1.11)	\$1.11
24101	24101-1000-52500-0000-001006-0000-00000	Instruction-Unemployment	2/15/2019	Approve Payroll Register, Employer Portion	State		\$0.00	\$5.19	\$0.00	(\$5.19)
24101	24101-1000-52500-0000-001006-0000-00000	Instruction-Unemployment	2/15/2019	Approve Payroll Register, Employer Portion	State		\$0.00	\$6.12	\$0.00	(\$6.12)
24101	24101-1000-52500-0000-001006-0000-00000	Instruction-Unemployment	2/15/2019	Approve Payroll Register, Employer Portion	State		\$0.00	\$1.11	\$0.00	(\$1.11)
24101	24101-1000-52500-0000-001006-0000-00000	Instruction-Unemployment	2/28/2019	Approve Payroll Register - Encumbrance	State		\$0.00	\$0.00	(\$5.19)	\$5.19
24101	24101-1000-52500-0000-001006-0000-00000	Instruction-Unemployment	2/28/2019	Approve Payroll Register - Encumbrance	State		\$0.00	\$0.00	(\$5.92)	\$5.92
24101	24101-1000-52500-0000-001006-0000-00000	Instruction-Unemployment	2/28/2019	Approve Payroll Register - Encumbrance	State		\$0.00	\$0.00	(\$1.11)	\$1.11
24101	24101-1000-52500-0000-001006-0000-00000	Instruction-Unemployment	2/28/2019	Approve Payroll Register, Employer Portion	State		\$0.00	\$5.19	\$0.00	(\$5.19)
24101	24101-1000-52500-0000-001006-0000-00000	Instruction-Unemployment	2/28/2019	Approve Payroll Register, Employer Portion	State		\$0.00	\$6.12	\$0.00	(\$6.12)
24101	24101-1000-52500-0000-001006-0000-00000	Instruction-Unemployment	2/28/2019	Approve Payroll Register, Employer Portion	State		\$0.00	\$1.11	\$0.00	(\$1.11)
24101	24101-1000-52500-0000-001006-0000-00000	Instruction-Unemployment	3/15/2019	Approve Payroll Register - Encumbrance	State		\$0.00	\$0.00	(\$5.19)	\$5.19
24101	24101-1000-52500-0000-001006-0000-00000	Instruction-Unemployment	3/15/2019	Approve Payroll Register - Encumbrance	State		\$0.00	\$0.00	(\$5.93)	\$5.93
24101	24101-1000-52500-0000-001006-0000-00000	Instruction-Unemployment	3/15/2019	Approve Payroll Register - Encumbrance	State		\$0.00	\$0.00	(\$1.11)	\$1.11
24101	24101-1000-52500-0000-001006-0000-00000	Instruction-Unemployment	3/15/2019	Approve Payroll Register, Employer Portion	State		\$0.00	\$5.19	\$0.00	(\$5.19)
24101	24101-1000-52500-0000-001006-0000-00000	Instruction-Unemployment	3/15/2019	Approve Payroll Register, Employer Portion	State		\$0.00	\$6.12	\$0.00	(\$6.12)
24101	24101-1000-52500-0000-001006-0000-00000	Instruction-Unemployment	3/15/2019	Approve Payroll Register, Employer Portion	State		\$0.00	\$1.11	\$0.00	(\$1.11)
24101	24101-1000-52500-0000-001006-0000-00000	Instruction-Unemployment	3/29/2019	Approve Payroll Register - Encumbrance	State		\$0.00	\$0.00	(\$5.19)	\$5.19
24101	24101-1000-52500-0000-001006-0000-00000	Instruction-Unemployment	3/29/2019	Approve Payroll Register - Encumbrance	State		\$0.00	\$0.00	(\$5.92)	\$5.92
24101	24101-1000-52500-0000-001006-0000-00000	Instruction-Unemployment	3/29/2019	Approve Payroll Register - Encumbrance	State		\$0.00	\$0.00	(\$1.11)	\$1.11
24101	24101-1000-52500-0000-001006-0000-00000	Instruction-Unemployment	3/29/2019	Approve Payroll Register, Employer Portion	State		\$0.00	\$5.19	\$0.00	(\$5.19)
24101	24101-1000-52500-0000-001006-0000-00000	Instruction-Unemployment	3/29/2019	Approve Payroll Register, Employer Portion	State		\$0.00	\$6.12	\$0.00	(\$6.12)
24101	24101-1000-52500-0000-001006-0000-00000	Instruction-Unemployment	3/29/2019	Approve Payroll Register, Employer Portion	State		\$0.00	\$1.11	\$0.00	(\$1.11)
24101	24101-1000-52500-0000-001006-0000-00000	Instruction-Unemployment	4/15/2019	Approve Payroll Register - Encumbrance	State		\$0.00	\$0.00	(\$5.19)	\$5.19
24101	24101-1000-52500-0000-001006-0000-00000	Instruction-Unemployment	4/15/2019	Approve Payroll Register - Encumbrance	State		\$0.00	\$0.00	(\$5.93)	\$5.93
24101	24101-1000-52500-0000-001006-0000-00000	Instruction-Unemployment	4/15/2019	Approve Payroll Register - Encumbrance	State		\$0.00	\$0.00	(\$1.11)	\$1.11
24101	24101-1000-52500-0000-001006-0000-00000	Instruction-Unemployment	4/15/2019	Approve Payroll Register, Employer Portion	State		\$0.00	\$5.19	\$0.00	(\$5.19)
24101	24101-1000-52500-0000-001006-0000-00000	Instruction-Unemployment	4/15/2019	Approve Payroll Register, Employer Portion	State		\$0.00	\$6.12	\$0.00	(\$6.12)
24101	24101-1000-52500-0000-001006-0000-00000	Instruction-Unemployment	4/15/2019	Approve Payroll Register, Employer Portion	State		\$0.00	\$1.11	\$0.00	(\$1.11)
24101	24101-1000-52500-0000-001006-0000-00000	Instruction-Unemployment	4/30/2019	Approve Payroll Register - Encumbrance	State		\$0.00	\$0.00	(\$5.19)	\$5.19
24101	24101-1000-52500-0000-001006-0000-00000	Instruction-Unemployment	4/30/2019	Approve Payroll Register - Encumbrance	State		\$0.00	\$0.00	(\$5.92)	\$5.92
24101	24101-1000-52500-0000-001006-0000-00000	Instruction-Unemployment	4/30/2019	Approve Payroll Register - Encumbrance	State		\$0.00	\$0.00	(\$1.11)	\$1.11
24101	24101-1000-52500-0000-001006-0000-00000	Instruction-Unemployment	4/30/2019	Approve Payroll Register, Employer Portion	State		\$0.00	\$5.19	\$0.00	(\$5.19)
24101	24101-1000-52500-0000-001006-0000-00000	Instruction-Unemployment	4/30/2019	Approve Payroll Register, Employer Portion	State		\$0.00	\$6.12	\$0.00	(\$6.12)
24101	24101-1000-52500-0000-001006-0000-00000	Instruction-Unemployment	4/30/2019	Approve Payroll Register, Employer Portion	State		\$0.00	\$1.11	\$0.00	(\$1.11)
24101	24101-1000-52500-0000-001006-0000-00000	Instruction-Unemployment	5/15/2019	Approve Payroll Register - Encumbrance	State		\$0.00	\$0.00	(\$5.19)	\$5.19
24101	24101-1000-52500-0000-001006-0000-00000	Instruction-Unemployment	5/15/2019	Approve Payroll Register - Encumbrance	State		\$0.00	\$0.00	(\$5.93)	\$5.93

Native American Community Academy

Fund Audit Report

Appendix 3 Title Funds Audit Report

Accounting Cycle: FY2018-2019; Begin Date: 07/01/2018; End Date: 06/30/2019; Account Type: Expenditure; Account Expression: (([Fund] In ('25147','25131','27150','25201','25209','24101'))) ; Subtotal Element: Fund; Beginning Balances: No; Add Budget Transactions: Yes; Add Encumbrance

Fund	Account Code	Acct. Desc.	Trans. Date	Trans. Desc.	Description	Check	Budget	Actuals	Encumbrance	Available
24101	24101-1000-52500-0000-001006-0000-000000	Instruction-Unemployment	5/15/2019	Approve Payroll Register - Encumbrance	State		\$0.00	\$0.00	(\$1.11)	\$1.11
24101	24101-1000-52500-0000-001006-0000-000000	Instruction-Unemployment	5/15/2019	Approve Payroll Register, Employer Portion	State		\$0.00	\$5.19	\$0.00	(\$5.19)
24101	24101-1000-52500-0000-001006-0000-000000	Instruction-Unemployment	5/15/2019	Approve Payroll Register, Employer Portion	State		\$0.00	\$6.12	\$0.00	(\$6.12)
24101	24101-1000-52500-0000-001006-0000-000000	Instruction-Unemployment	5/15/2019	Approve Payroll Register, Employer Portion	State		\$0.00	\$1.11	\$0.00	(\$1.11)
24101	24101-1000-52500-0000-001006-0000-000000	Instruction-Unemployment	5/16/2019	Unencumber Employer Deductions	State	0	\$0.00	\$0.00	(\$23.98)	\$23.98
24101	24101-1000-52500-0000-001006-0000-000000	Instruction-Unemployment	5/16/2019	Encumber Employer Deductions	State	0	\$0.00	\$0.00	\$30.60	(\$30.60)
24101	24101-1000-52500-0000-001006-0000-000000	Instruction-Unemployment	5/16/2019	Unencumber Employer Deductions	State	0	\$0.00	\$0.00	(\$30.60)	\$30.60
24101	24101-1000-52500-0000-001006-0000-000000	Instruction-Unemployment	5/16/2019	Encumber Employer Deductions	State	0	\$0.00	\$0.00	\$30.62	(\$30.62)
24101	24101-1000-52500-0000-001006-0000-000000	Instruction-Unemployment	5/31/2019	Approve Payroll Register - Encumbrance	State		\$0.00	\$0.00	(\$5.19)	\$5.19
24101	24101-1000-52500-0000-001006-0000-000000	Instruction-Unemployment	5/31/2019	Approve Payroll Register - Encumbrance	State		\$0.00	\$0.00	(\$5.81)	\$5.81
24101	24101-1000-52500-0000-001006-0000-000000	Instruction-Unemployment	5/31/2019	Approve Payroll Register - Encumbrance	State		\$0.00	\$0.00	(\$1.11)	\$1.11
24101	24101-1000-52500-0000-001006-0000-000000	Instruction-Unemployment	5/31/2019	Approve Payroll Register, Employer Portion	State		\$0.00	\$5.19	\$0.00	(\$5.19)
24101	24101-1000-52500-0000-001006-0000-000000	Instruction-Unemployment	5/31/2019	Approve Payroll Register, Employer Portion	State		\$0.00	\$6.12	\$0.00	(\$6.12)
24101	24101-1000-52500-0000-001006-0000-000000	Instruction-Unemployment	5/31/2019	Approve Payroll Register, Employer Portion	State		\$0.00	\$1.11	\$0.00	(\$1.11)
24101	24101-1000-52500-0000-001006-0000-000000	Instruction-Unemployment	6/10/2019	Approve Payroll Register - Encumbrance	State		\$0.00	\$0.00	(\$5.19)	\$5.19
24101	24101-1000-52500-0000-001006-0000-000000	Instruction-Unemployment	6/10/2019	Approve Payroll Register - Encumbrance	State		\$0.00	\$0.00	(\$5.81)	\$5.81
24101	24101-1000-52500-0000-001006-0000-000000	Instruction-Unemployment	6/10/2019	Approve Payroll Register - Encumbrance	State		\$0.00	\$0.00	(\$1.11)	\$1.11
24101	24101-1000-52500-0000-001006-0000-000000	Instruction-Unemployment	6/10/2019	Approve Payroll Register, Employer Portion	State		\$0.00	\$5.19	\$0.00	(\$5.19)
24101	24101-1000-52500-0000-001006-0000-000000	Instruction-Unemployment	6/10/2019	Approve Payroll Register, Employer Portion	State		\$0.00	\$6.12	\$0.00	(\$6.12)
24101	24101-1000-52500-0000-001006-0000-000000	Instruction-Unemployment	6/10/2019	Approve Payroll Register, Employer Portion	State		\$0.00	\$1.11	\$0.00	(\$1.11)
24101	24101-1000-52500-0000-001006-0000-000000	Instruction-Unemployment Compensation	6/15/2019	Journal Entry - Actuals			\$0.00	\$15.96	\$0.00	(\$15.96)
24101	24101-1000-52500-0000-001006-0000-000000	Instruction-Unemployment	6/24/2019	Unencumber Employer Deductions	State	0	\$0.00	\$0.00	(\$18.36)	\$18.36
24101	24101-1000-52500-0000-001006-0000-000000	Instruction-Unemployment	6/24/2019	Encumber Employer Deductions	State	0	\$0.00	\$0.00	\$18.36	(\$18.36)
24101	24101-1000-52500-0000-001006-0000-000000	Instruction-Unemployment	6/24/2019	Unencumber Employer Deductions	State	0	\$0.00	\$0.00	(\$19.00)	\$19.00
24101	24101-1000-52500-0000-001006-0000-000000	Instruction-Unemployment	6/24/2019	Encumber Employer Deductions	State	0	\$0.00	\$0.00	\$18.36	(\$18.36)
24101	24101-1000-52500-0000-001006-0000-000000	Instruction-Unemployment	6/24/2019	Unencumber Employer Deductions	State	0	\$0.00	\$0.00	(\$18.36)	\$18.36
24101	24101-1000-52500-0000-001006-0000-000000	Instruction-Unemployment	6/24/2019	Encumber Employer Deductions	State	0	\$0.00	\$0.00	\$18.36	(\$18.36)
24101	24101-1000-52500-0000-001006-0000-000000	Instruction-Unemployment	6/28/2019	Approve Payroll Register - Encumbrance	State		\$0.00	\$0.00	(\$1.69)	\$1.69
24101	24101-1000-52500-0000-001006-0000-000000	Instruction-Unemployment	6/28/2019	Approve Payroll Register - Encumbrance	State		\$0.00	\$0.00	(\$7.13)	\$7.13
24101	24101-1000-52500-0000-001006-0000-000000	Instruction-Unemployment	6/28/2019	Approve Payroll Register - Encumbrance	State		\$0.00	\$0.00	(\$1.11)	\$1.11
24101	24101-1000-52500-0000-001006-0000-000000	Instruction-Unemployment	6/28/2019	Approve Payroll Register, Employer Portion	State		\$0.00	\$1.70	\$0.00	(\$1.70)
24101	24101-1000-52500-0000-001006-0000-000000	Instruction-Unemployment	6/28/2019	Approve Payroll Register, Employer Portion	State		\$0.00	\$6.12	\$0.00	(\$6.12)
24101	24101-1000-52500-0000-001006-0000-000000	Instruction-Unemployment	6/28/2019	Approve Payroll Register, Employer Portion	State		\$0.00	\$1.11	\$0.00	(\$1.11)
	24101-1000-52500-0000-001006-0000-000000 Total						\$1,026.00	\$163.93	\$11.69	\$850.38
24101	24101-1000-52720-0000-001006-0000-000000	Instruction-Workers Compensation Employer's Fee	7/1/2018	Adopt Budget	Adopt Budget: This Budget Item was not included from the previous fiscal year.		\$71.00	\$0.00	\$0.00	\$71.00
24101	24101-1000-52720-0000-001006-0000-000000	Instruction-Workers Compensation Employer's Fee	7/1/2018	Adjust Budget	Adjust Budget: This Budget Item was not included from the previous fiscal year.		\$50.00	\$0.00	\$0.00	\$50.00
	24101-1000-52720-0000-001006-0000-000000 Total						\$121.00	\$0.00	\$0.00	\$121.00
24101	24101-1000-56118-1010-001006-0000-000000	Instruction-General Supplies and Materials	7/1/2018	Adopt Budget	Adopt Budget: This Budget Item was not included from the previous fiscal year.		\$1,411.00	\$0.00	\$0.00	\$1,411.00
24101	24101-1000-56118-1010-001006-0000-000000	Instruction-General Supplies and Materials	7/1/2018	Adjust Budget	Adjust Budget: This Budget Item was not included from the previous fiscal year.		(\$1,411.00)	\$0.00	\$0.00	(\$1,411.00)
	24101-1000-56118-1010-001006-0000-000000 Total						\$0.00	\$0.00	\$0.00	\$0.00
24101	24101-2100-51300-0000-001006-1217-000000	Support Services-Students-Additional Compensation	7/1/2018	Adopt Budget	Adopt Budget: This Budget Item was not included from the previous fiscal year.		\$195.00	\$0.00	\$0.00	\$195.00
24101	24101-2100-51300-0000-001006-1217-000000	Support Services-Students-Additional Compensation	7/1/2018	Adjust Budget	Adjust Budget: This Budget Item was not included from the previous fiscal year.		\$1,411.00	\$0.00	\$0.00	\$1,411.00
24101	24101-2100-51300-0000-001006-1217-000000	Support Services-Students-Additional Compensation	4/25/2019	Approve Job	Stipend-1		\$0.00	\$0.00	\$1,606.00	(\$1,606.00)
24101	24101-2100-51300-0000-001006-1217-000000	Support Services-Students-Additional Compensation	4/30/2019	Approve Payroll Register - Encumbrance	Stipend-1	895544	\$0.00	\$0.00	(\$1,606.00)	\$1,606.00
24101	24101-2100-51300-0000-001006-1217-000000	Support Services-Students-Additional Compensation	4/30/2019	Approve Payroll Register, Employee Portion	Stipend-1	895544	\$0.00	\$1,606.00	\$0.00	(\$1,606.00)
	24101-2100-51300-0000-001006-1217-000000 Total						\$1,606.00	\$1,606.00	\$0.00	\$0.00
24101	24101-2100-52111-0000-001006-0000-000000	Support Services-Students-Educational Retirement	7/1/2018	Adopt Budget	Adopt Budget: This Budget Item was not included from the previous fiscal year.		\$29.00	\$0.00	\$0.00	\$29.00

Native American Community Academy

Appendix 3 Title Funds Audit Report

Fund Audit Report

Accounting Cycle: FY2018-2019; Begin Date: 07/01/2018; End Date: 06/30/2019; Account Type: Expenditure; Account Expression: (([Fund] In ('25147','25131','27150','25201','25209','24101'))) ; Subtotal Element: Fund; Beginning Balances: No; Add Budget Transactions: Yes; Add Encumbrance

Fund	Account Code	Acct. Desc.	Trans. Date	Trans. Desc.	Description	Check	Budget	Actuals	Encumbrance	Available
24101	24101-2100-52111-0000-001006-0000-000000	Support Services-Students-Educational Retirement	4/25/2019	Encumber Employer Deductions	ERB	0	\$0.00	\$0.00	\$223.23	(\$223.23)
24101	24101-2100-52111-0000-001006-0000-000000	Support Services-Students-Educational Retirement	4/30/2019	Approve Payroll Register - Encumbrance	ERB		\$0.00	\$0.00	(\$72.40)	\$72.40
24101	24101-2100-52111-0000-001006-0000-000000	Support Services-Students-Educational Retirement	4/30/2019	Approve Payroll Register, Employer Portion	ERB		\$0.00	\$223.23	\$0.00	(\$223.23)
24101	24101-2100-52111-0000-001006-0000-000000	Support Services-Students-Educational Retirement	4/30/2019	Journal Entry - Actuals			\$0.00	(\$194.23)	\$0.00	\$194.23
24101	24101-2100-52111-0000-001006-0000-000000	Support Services-Students-Educational Retirement	5/7/2019	Unencumber Employer Deductions	ERB	0	\$0.00	\$0.00	(\$150.83)	\$150.83
	24101-2100-52111-0000-001006-0000-000000 Total						\$29.00	\$29.00	\$0.00	\$0.00
24101	24101-2100-52112-0000-001006-0000-000000	Support Services-Students-ERA - Retiree Health	7/1/2018	Adopt Budget	Adopt Budget: This Budget Item was subtracted from the		\$88.00	\$0.00	\$0.00	\$88.00
24101	24101-2100-52112-0000-001006-0000-000000	Support Services-Students-ERA - Retiree Health	4/25/2019	Encumber Employer Deductions	NM Retire Health	0	\$0.00	\$0.00	\$32.13	(\$32.13)
24101	24101-2100-52112-0000-001006-0000-000000	Support Services-Students-ERA - Retiree Health	4/30/2019	Approve Payroll Register - Encumbrance	NM Retire Health	13399	\$0.00	\$0.00	(\$10.42)	\$10.42
24101	24101-2100-52112-0000-001006-0000-000000	Support Services-Students-ERA - Retiree Health	4/30/2019	Approve Payroll Register, Employer Portion	NM Retire Health	13399	\$0.00	\$32.12	\$0.00	(\$32.12)
24101	24101-2100-52112-0000-001006-0000-000000	Support Services-Students-ERA - Retiree Health	5/7/2019	Unencumber Employer Deductions	NM Retire Health	0	\$0.00	\$0.00	(\$21.71)	\$21.71
	24101-2100-52112-0000-001006-0000-000000 Total						\$88.00	\$32.12	\$0.00	\$55.88
24101	24101-2100-52210-0000-001006-0000-000000	Support Services-Students-FICA Payments	7/1/2018	Adopt Budget	Adopt Budget: This Budget Item was subtracted from the		\$21.00	\$0.00	\$0.00	\$21.00
24101	24101-2100-52210-0000-001006-0000-000000	Support Services-Students-FICA Payments	4/25/2019	Encumber Employer Deductions	FICA	0	\$0.00	\$0.00	\$98.97	(\$98.97)
24101	24101-2100-52210-0000-001006-0000-000000	Support Services-Students-FICA Payments	4/30/2019	Approve Payroll Register - Encumbrance	FICA		\$0.00	\$0.00	(\$32.10)	\$32.10
24101	24101-2100-52210-0000-001006-0000-000000	Support Services-Students-FICA Payments	4/30/2019	Approve Payroll Register, Employer Portion	FICA		\$0.00	\$98.98	\$0.00	(\$98.98)
24101	24101-2100-52210-0000-001006-0000-000000	Support Services-Students-FICA Payments	4/30/2019	Journal Entry - Actuals			\$0.00	(\$77.98)	\$0.00	\$77.98
24101	24101-2100-52210-0000-001006-0000-000000	Support Services-Students-FICA Payments	5/7/2019	Unencumber Employer Deductions	FICA	0	\$0.00	\$0.00	(\$66.87)	\$66.87
	24101-2100-52210-0000-001006-0000-000000 Total						\$21.00	\$21.00	\$0.00	\$0.00
24101	24101-2100-52220-0000-001006-0000-000000	Support Services-Students-Medicare Payments	7/1/2018	Adopt Budget	Adopt Budget: This Budget Item was subtracted from the		\$15.00	\$0.00	\$0.00	\$15.00
24101	24101-2100-52220-0000-001006-0000-000000	Support Services-Students-Medicare Payments	4/25/2019	Encumber Employer Deductions	Medicare	0	\$0.00	\$0.00	\$23.16	(\$23.16)
24101	24101-2100-52220-0000-001006-0000-000000	Support Services-Students-Medicare Payments	4/30/2019	Approve Payroll Register - Encumbrance	Medicare		\$0.00	\$0.00	(\$7.51)	\$7.51
24101	24101-2100-52220-0000-001006-0000-000000	Support Services-Students-Medicare Payments	4/30/2019	Approve Payroll Register, Employer Portion	Medicare		\$0.00	\$23.15	\$0.00	(\$23.15)
24101	24101-2100-52220-0000-001006-0000-000000	Support Services-Students-Medicare Payments	5/7/2019	Unencumber Employer Deductions	Medicare	0	\$0.00	\$0.00	(\$15.65)	\$15.65
	24101-2100-52220-0000-001006-0000-000000 Total						\$15.00	\$23.15	\$0.00	(\$8.15)
24101	24101-2100-52500-0000-001006-0000-000000	Support Services-Students-Unemployment Compensation	7/1/2018	Adopt Budget	Adopt Budget: This Budget Item was subtracted from the		\$1.00	\$0.00	\$0.00	\$1.00
24101	24101-2100-52500-0000-001006-0000-000000	Support Services-Students-Unemployment Compensation	4/25/2019	Encumber Employer Deductions	State Unemployment	0	\$0.00	\$0.00	\$5.30	(\$5.30)
24101	24101-2100-52500-0000-001006-0000-000000	Support Services-Students-Unemployment Compensation	4/30/2019	Approve Payroll Register - Encumbrance	State Unemployment		\$0.00	\$0.00	(\$1.72)	\$1.72
24101	24101-2100-52500-0000-001006-0000-000000	Support Services-Students-Unemployment Compensation	4/30/2019	Approve Payroll Register, Employer Portion	State Unemployment		\$0.00	\$5.30	\$0.00	(\$5.30)
24101	24101-2100-52500-0000-001006-0000-000000	Support Services-Students-Unemployment Compensation	5/7/2019	Unencumber Employer Deductions	State Unemployment	0	\$0.00	\$0.00	(\$3.58)	\$3.58
	24101-2100-52500-0000-001006-0000-000000 Total						\$1.00	\$5.30	\$0.00	(\$4.30)
24101 Total							\$132,567.00	\$122,358.15	\$10,107.33	\$101.52
25147	25147-1000-56118-1010-001006-0000-000000	Instruction-General Supplies and Materials	7/1/2018	Adopt Budget	Adopt Budget: This Budget Item was subtracted from the		\$1,280.00	\$0.00	\$0.00	\$1,280.00
	25147-1000-56118-1010-001006-0000-000000 Total						\$1,280.00	\$0.00	\$0.00	\$1,280.00
25147 Total							\$1,280.00	\$0.00	\$0.00	\$1,280.00
27150	27150-1000-51100-1010-001006-1411-000000	Instruction-Salaries Expense	7/1/2018	Adopt Budget	Adopt Budget		\$14,995.00	\$0.00	\$0.00	\$14,995.00
27150	27150-1000-51100-1010-001006-1411-000000	Instruction-Salaries Expense	2/15/2019	Journal Entry - Actuals	To reclassify Valerie Phipps salary from		\$0.00	\$14,995.00	\$0.00	(\$14,995.00)
	27150-1000-51100-1010-001006-1411-000000 Total						\$14,995.00	\$14,995.00	\$0.00	\$0.00
27150	27150-1000-52111-0000-001006-0000-000000	Instruction-Educational Retirement	7/1/2018	Adopt Budget	Adopt Budget		\$2,084.00	\$0.00	\$0.00	\$2,084.00
27150	27150-1000-52111-0000-001006-0000-000000	Instruction-Educational Retirement	2/15/2019	Journal Entry - Actuals	To reclassify Valerie Phipps salary from		\$0.00	\$2,084.00	\$0.00	(\$2,084.00)
	27150-1000-52111-0000-001006-0000-000000 Total						\$2,084.00	\$2,084.00	\$0.00	\$0.00

Native American Community Academy

Appendix 3 Title Funds Audit Report

Fund Audit Report

Accounting Cycle: FY2018-2019; Begin Date: 07/01/2018; End Date: 06/30/2019; Account Type: Expenditure; Account Expression: (([Fund] In ('25147','25131','27150','25201','25209','24101'))); Subtotal Element: Fund; Beginning Balances: No; Add Budget Transactions: Yes; Add Encumbrance

Fund	Account Code	Acct. Desc.	Trans. Date	Trans. Desc.	Description	Check	Budget	Actuals	Encumbrance	Available
27150	27150-1000-52112-0000-001006-0000-000000	Instruction-ERA - Retiree	7/1/2018	Adopt Budget	Adopt Budget		\$300.00	\$0.00	\$0.00	\$300.00
27150	27150-1000-52112-0000-001006-0000-000000	Instruction-ERA - Retiree Health	2/15/2019	Journal Entry - Actuals	To reclassify Valerie Phipps salary from		\$0.00	\$300.00	\$0.00	(\$300.00)
	27150-1000-52112-0000-001006-0000-000000 Total						\$300.00	\$300.00	\$0.00	\$0.00
27150	27150-1000-52210-0000-001006-0000-000000	Instruction-FICA Payments	7/1/2018	Adopt Budget	Adopt Budget		\$930.00	\$0.00	\$0.00	\$930.00
27150	27150-1000-52210-0000-001006-0000-000000	Instruction-FICA Payments	2/15/2019	Journal Entry - Actuals	To reclassify Valerie Phipps salary from		\$0.00	\$930.00	\$0.00	(\$930.00)
	27150-1000-52210-0000-001006-0000-000000 Total						\$930.00	\$930.00	\$0.00	\$0.00
27150	27150-1000-52220-0000-001006-0000-000000	Instruction-Medicare	7/1/2018	Adopt Budget	Adopt Budget		\$217.00	\$0.00	\$0.00	\$217.00
27150	27150-1000-52220-0000-001006-0000-000000	Instruction-Medicare Payments	2/15/2019	Journal Entry - Actuals	To reclassify Valerie Phipps salary from		\$0.00	\$217.00	\$0.00	(\$217.00)
	27150-1000-52220-0000-001006-0000-000000 Total						\$217.00	\$217.00	\$0.00	\$0.00
27150	27150-1000-53414-1010-001006-0000-000000	Instruction-Other Professional/Technical	8/1/2018	Issue Purchase Order - Encumbrance	Keres Language Instruction	12757	\$0.00	\$0.00	\$15,000.00	(\$15,000.00)
27150	27150-1000-53414-1010-001006-0000-000000	Instruction-Other Professional/Technical	8/1/2018	Issue Purchase Order - Encumbrance	Keres Languages Instruction	12943	\$0.00	\$0.00	\$10,000.00	(\$10,000.00)
27150	27150-1000-53414-1010-001006-0000-000000	Instruction-Other Professional/Technical	8/15/2018	Approve Voucher - Actuals (Cash)	Keres Language Instructions	12757	\$0.00	\$320.00	\$0.00	(\$320.00)
27150	27150-1000-53414-1010-001006-0000-000000	Instruction-Other Professional/Technical	8/15/2018	Approve Voucher - Encumbrance (Cash)	Keres Language Instructions	12757	\$0.00	\$0.00	(\$320.00)	\$320.00
27150	27150-1000-53414-1010-001006-0000-000000	Instruction-Other Professional/Technical	8/31/2018	Approve Voucher - Actuals (Cash)	Keres Language Instruction	12829	\$0.00	\$960.00	\$0.00	(\$960.00)
27150	27150-1000-53414-1010-001006-0000-000000	Instruction-Other Professional/Technical	8/31/2018	Approve Voucher - Encumbrance (Cash)	Keres Language Instruction	12757	\$0.00	\$0.00	(\$960.00)	\$960.00
27150	27150-1000-53414-1010-001006-0000-000000	Instruction-Other Professional/Technical	9/14/2018	Approve Voucher - Actuals (Cash)	Keres Language Instruction	12851	\$0.00	\$640.00	\$0.00	(\$640.00)
27150	27150-1000-53414-1010-001006-0000-000000	Instruction-Other Professional/Technical	9/14/2018	Approve Voucher - Encumbrance (Cash)	Keres Language Instruction	12757	\$0.00	\$0.00	(\$640.00)	\$640.00
27150	27150-1000-53414-1010-001006-0000-000000	Instruction-Other Professional/Technical	9/24/2018	Issue Purchase Order - Encumbrance	Keres Language Instructions		\$0.00	\$0.00	\$15,000.00	(\$15,000.00)
27150	27150-1000-53414-1010-001006-0000-000000	Instruction-Other Professional/Technical	9/28/2018	Approve Voucher - Actuals (Cash)	Keres Language Instructions	12886	\$0.00	\$450.00	\$0.00	(\$450.00)
27150	27150-1000-53414-1010-001006-0000-000000	Instruction-Other Professional/Technical	9/28/2018	Approve Voucher - Encumbrance (Cash)	Keres Language Instruction	12757	\$0.00	\$0.00	(\$450.00)	\$450.00
27150	27150-1000-53414-1010-001006-0000-000000	Instruction-Other Professional/Technical	10/12/2018	Approve Voucher - Actuals (Cash)	Keres Language Instruction	12930	\$0.00	\$25.00	\$0.00	(\$25.00)
27150	27150-1000-53414-1010-001006-0000-000000	Instruction-Other Professional/Technical	10/12/2018	Approve Voucher - Encumbrance (Cash)	Keres Language Instruction	12757	\$0.00	\$0.00	(\$25.00)	\$25.00
27150	27150-1000-53414-1010-001006-0000-000000	Instruction-Other Professional/Technical	10/15/2018	Close Purchase Order	Keres Language Instruction		\$0.00	\$0.00	(\$15,000.00)	\$15,000.00
27150	27150-1000-53414-1010-001006-0000-000000	Instruction-Other Professional/Technical	10/15/2018	Approve Voucher - Actuals (Cash)	Keres Language Instructions	12946	\$0.00	\$75.00	\$0.00	(\$75.00)
27150	27150-1000-53414-1010-001006-0000-000000	Instruction-Other Professional/Technical	10/15/2018	Approve Voucher - Actuals (Cash)	Keres Languages Instruction	12943	\$0.00	\$75.00	\$0.00	(\$75.00)
27150	27150-1000-53414-1010-001006-0000-000000	Instruction-Other Professional/Technical	10/15/2018	Approve Voucher - Encumbrance (Cash)	Keres Language Instruction	12757	\$0.00	\$0.00	(\$75.00)	\$75.00
27150	27150-1000-53414-1010-001006-0000-000000	Instruction-Other Professional/Technical	10/15/2018	Approve Voucher - Encumbrance (Cash)	Keres Languages Instruction	12943	\$0.00	\$0.00	(\$75.00)	\$75.00
27150	27150-1000-53414-1010-001006-0000-000000	Instruction-Other Professional/Technical	10/15/2018	Approve Voucher - Actuals (Cash)	Keres Language Instructions	12947	\$0.00	\$880.00	\$0.00	(\$880.00)
27150	27150-1000-53414-1010-001006-0000-000000	Instruction-Other Professional/Technical	10/15/2018	Approve Voucher - Encumbrance (Cash)	Keres Language Instruction	12757	\$0.00	\$0.00	(\$880.00)	\$880.00
27150	27150-1000-53414-1010-001006-0000-000000	Instruction-Other Professional/Technical	10/26/2018	Approve Voucher - Actuals (Cash)	Keres Language Instructions	12962	\$0.00	\$425.00	\$0.00	(\$425.00)
27150	27150-1000-53414-1010-001006-0000-000000	Instruction-Other Professional/Technical	10/26/2018	Approve Voucher - Actuals (Cash)	Keres Languages Instruction	12949	\$0.00	\$105.00	\$0.00	(\$105.00)
27150	27150-1000-53414-1010-001006-0000-000000	Instruction-Other Professional/Technical	10/26/2018	Approve Voucher - Encumbrance (Cash)	Keres Language Instruction	12757	\$0.00	\$0.00	(\$425.00)	\$425.00
27150	27150-1000-53414-1010-001006-0000-000000	Instruction-Other Professional/Technical	10/26/2018	Approve Voucher - Encumbrance (Cash)	Keres Languages Instruction	12943	\$0.00	\$0.00	(\$105.00)	\$105.00
27150	27150-1000-53414-1010-001006-0000-000000	Instruction-Other Professional/Technical	10/26/2018	Journal Entry - Actuals			\$0.00	(\$3,510.00)	\$0.00	\$3,510.00
27150	27150-1000-53414-1010-001006-0000-000000	Instruction-Other Professional/Technical	11/9/2018	Approve Voucher - Actuals (Cash)	Keres Language Instructions	13000	\$0.00	\$505.00	\$0.00	(\$505.00)
27150	27150-1000-53414-1010-001006-0000-000000	Instruction-Other Professional/Technical	11/9/2018	Approve Voucher - Actuals (Cash)	Keres Languages Instruction	12986	\$0.00	\$105.00	\$0.00	(\$105.00)
27150	27150-1000-53414-1010-001006-0000-000000	Instruction-Other Professional/Technical	11/9/2018	Approve Voucher - Encumbrance (Cash)	Keres Language Instruction	12757	\$0.00	\$0.00	(\$505.00)	\$505.00
27150	27150-1000-53414-1010-001006-0000-000000	Instruction-Other Professional/Technical	11/9/2018	Approve Voucher - Encumbrance (Cash)	Keres Languages Instruction	12943	\$0.00	\$0.00	(\$105.00)	\$105.00

Native American Community Academy

Appendix 3 Title Funds Audit Report

Fund Audit Report

Accounting Cycle: FY2018-2019; Begin Date: 07/01/2018; End Date: 06/30/2019; Account Type: Expenditure; Account Expression: (([Fund] In ('25147','25131','27150','25201','25209','24101'))); Subtotal Element: Fund; Beginning Balances: No; Add Budget Transactions: Yes; Add Encumbrance

Fund	Account Code	Acct. Desc.	Trans. Date	Trans. Desc.	Description	Check	Budget	Actuals	Encumbrance	Available
27150	27150-1000-53414-1010-001006-0000-00000	Instruction-Other Professional/Technical	11/27/2018	Approve Voucher - Actuals (Cash)	Keres Language Instructions	13028	\$0.00	\$505.00	\$0.00	(\$505.00)
27150	27150-1000-53414-1010-001006-0000-00000	Instruction-Other Professional/Technical	11/27/2018	Approve Voucher - Actuals (Cash)	Keres Languages instruction	13017	\$0.00	\$105.00	\$0.00	(\$105.00)
27150	27150-1000-53414-1010-001006-0000-00000	Instruction-Other Professional/Technical	11/27/2018	Approve Voucher - Encumbrance (Cash)	Keres Language Instructions	12757	\$0.00	\$0.00	(\$505.00)	\$505.00
27150	27150-1000-53414-1010-001006-0000-00000	Instruction-Other Professional/Technical	11/27/2018	Approve Voucher - Encumbrance (Cash)	Keres Languages instruction	12943	\$0.00	\$0.00	(\$105.00)	\$105.00
27150	27150-1000-53414-1010-001006-0000-00000	Instruction-Other Professional/Technical	12/14/2018	Approve Voucher - Actuals (Cash)	Keres Language Instructions	13069	\$0.00	\$960.00	\$0.00	(\$960.00)
27150	27150-1000-53414-1010-001006-0000-00000	Instruction-Other Professional/Technical	12/14/2018	Approve Voucher - Actuals (Cash)	Keres Languages instruction	13067	\$0.00	\$555.00	\$0.00	(\$555.00)
27150	27150-1000-53414-1010-001006-0000-00000	Instruction-Other Professional/Technical	12/14/2018	Approve Voucher - Encumbrance (Cash)	Keres Language Instructions	12757	\$0.00	\$0.00	(\$960.00)	\$960.00
27150	27150-1000-53414-1010-001006-0000-00000	Instruction-Other Professional/Technical	12/14/2018	Approve Voucher - Encumbrance (Cash)	Keres Languages instruction	12943	\$0.00	\$0.00	(\$555.00)	\$555.00
27150	27150-1000-53414-1010-001006-0000-00000	Instruction-Other Professional/Technical	12/20/2018	Approve Voucher - Actuals (Cash)	Keres Language Instructions	13092	\$0.00	\$240.00	\$0.00	(\$240.00)
27150	27150-1000-53414-1010-001006-0000-00000	Instruction-Other Professional/Technical	12/20/2018	Approve Voucher - Actuals (Cash)	Keres Languages instruction	13078	\$0.00	\$265.00	\$0.00	(\$265.00)
27150	27150-1000-53414-1010-001006-0000-00000	Instruction-Other Professional/Technical	12/20/2018	Approve Voucher - Encumbrance (Cash)	Keres Language Instructions	12757	\$0.00	\$0.00	(\$240.00)	\$240.00
27150	27150-1000-53414-1010-001006-0000-00000	Instruction-Other Professional/Technical	12/20/2018	Approve Voucher - Encumbrance (Cash)	Keres Languages instruction	12943	\$0.00	\$0.00	(\$265.00)	\$265.00
27150	27150-1000-53414-1010-001006-0000-00000	Instruction-Other Professional/Technical	1/11/2019	Approve Voucher - Actuals (Cash)	Keres Language Instructions	13128	\$0.00	\$240.00	\$0.00	(\$240.00)
27150	27150-1000-53414-1010-001006-0000-00000	Instruction-Other Professional/Technical	1/11/2019	Approve Voucher - Actuals (Cash)	Keres Languages instruction	13126	\$0.00	\$80.00	\$0.00	(\$80.00)
27150	27150-1000-53414-1010-001006-0000-00000	Instruction-Other Professional/Technical	1/11/2019	Approve Voucher - Encumbrance (Cash)	Keres Language Instructions	12757	\$0.00	\$0.00	(\$240.00)	\$240.00
27150	27150-1000-53414-1010-001006-0000-00000	Instruction-Other Professional/Technical	1/11/2019	Approve Voucher - Encumbrance (Cash)	Keres Languages instruction	12943	\$0.00	\$0.00	(\$80.00)	\$80.00
27150	27150-1000-53414-1010-001006-0000-00000	Instruction-Other Professional/Technical	1/24/2019	Close Purchase Order	Keres Language Instructions	12757	\$0.00	\$0.00	(\$8,775.00)	\$8,775.00
27150	27150-1000-53414-1010-001006-0000-00000	Instruction-Other Professional/Technical	1/24/2019	Close Purchase Order	Keres Languages instruction	12943	\$0.00	\$0.00	(\$8,710.00)	\$8,710.00
27150	27150-1000-53414-1010-001006-0000-00000	Instruction-Other Professional/Technical Services	2/15/2019	Journal Entry - Actuals	To reclassify expenditures from Indian Education Act		\$0.00	(\$1,035.00)	\$0.00	\$1,035.00
27150	27150-1000-53414-1010-001006-0000-00000	Instruction-Other Professional/Technical	6/18/2019	Issue Purchase Order - Encumbrance	Keres Language Instructions	13567	\$0.00	\$0.00	\$2,430.00	(\$2,430.00)
27150	27150-1000-53414-1010-001006-0000-00000	Instruction-Other Professional/Technical	6/28/2019	Approve Voucher - Actuals (Cash)	Keres Language Instructions	13567	\$0.00	\$50.00	\$0.00	(\$50.00)
27150	27150-1000-53414-1010-001006-0000-00000	Instruction-Other Professional/Technical	6/28/2019	Approve Voucher - Encumbrance (Cash)	Keres Language Instructions	13567	\$0.00	\$0.00	(\$50.00)	\$50.00
27150	27150-1000-53414-1010-001006-0000-00000	Instruction-Other Professional/Technical	6/28/2019	Close Purchase Order	Keres Language Instructions	13567	\$0.00	\$0.00	(\$2,380.00)	\$2,380.00
	27150-1000-53414-1010-001006-0000-00000 Total						\$0.00	\$3,020.00	\$0.00	(\$3,020.00)
27150	27150-1000-55915-1010-001006-0000-00000	Instruction-Other Contract	7/1/2018	Adopt Budget	Adopt Budget		\$6,480.00	\$0.00	\$0.00	\$6,480.00
	27150-1000-55915-1010-001006-0000-00000 Total						\$6,480.00	\$0.00	\$0.00	\$6,480.00
27150	27150-1000-56118-1010-001006-0000-00000	Instruction-General Supplies	11/20/2018	Issue Purchase Order - Encumbrance	Lakota grammar		\$0.00	\$0.00	\$199.80	(\$199.80)
27150	27150-1000-56118-1010-001006-0000-00000	Instruction-General Supplies	11/20/2018	Issue Purchase Order - Encumbrance	Shipping		\$0.00	\$0.00	\$94.50	(\$94.50)
27150	27150-1000-56118-1010-001006-0000-00000	Instruction-General Supplies	1/23/2019	Issue Purchase Order - Encumbrance	Shipping		\$0.00	\$0.00	\$94.50	(\$94.50)
27150	27150-1000-56118-1010-001006-0000-00000	Instruction-General Supplies	1/23/2019	Close Purchase Order	Lakota grammar		\$0.00	\$0.00	(\$199.80)	\$199.80
27150	27150-1000-56118-1010-001006-0000-00000	Instruction-General Supplies	1/23/2019	Close Purchase Order	Shipping		\$0.00	\$0.00	(\$94.50)	\$94.50
27150	27150-1000-56118-1010-001006-0000-00000	Instruction-General Supplies	1/24/2019	Close Purchase Order	Shipping		\$0.00	\$0.00	(\$94.50)	\$94.50
	27150-1000-56118-1010-001006-0000-00000 Total						\$0.00	\$0.00	\$0.00	\$0.00
27150 Total							\$25,006.00	\$21,546.00	\$0.00	\$3,460.00
Grand Total							\$158,853.00	\$143,904.15	\$10,107.33	\$4,841.52



**Native American Community Academy (NACA)
Analysis of Survey Data for 2018-2019 School Year
Prepared April 10, 2019**

Background

The NACA Inspired Schools Network (NISN) asked SWEL to develop a system to track data on a regular basis from Students, Teachers, Administrators, Family Members, Community Partners, and Governing Council Members. NISN seeks to ask the same set of questions each year, in order to inform both short-term course-correction and long-term trends. This report was prepared based on quantitative data collected from the NISN Quad online system. Data collection at NACA occurred between February 11 and April 4, 2019, for the school year 2018-19. This survey repeats annually each Spring; this year represented the fourth year of data collection for NACA.

Methodology

A data collection system was developed for NISN with standardized questions across all NISN schools and custom questions for each school. Each participant group was provided a questionnaire, to be completed online. Participant groups, and this year's participation rate, are as follows:

- Students: all students (66%)
- Teachers: all teachers (63%)
- Administrators: all administrative staff (70%)
- Family Members: all family members of students (25%)
- Community Partners: a select number of organizations in the community (36%)
- Governing Council Members: all Governing Council members (17%)

Most quantitative responses are categorized on a five-point scale. We recommend keying in on high intensity of support - that is, responses of "Strongly Agree" on the five point scale (Strongly Agree, Somewhat Agree, Not Sure, Somewhat Disagree, or Strongly Disagree). In our twenty years of polling and evaluation experience, high intensity support is a more accurate barometer of opinions.

For further analysis, we encourage use of the online analytical tools on the Quad-NISN website, and in particular, the Trendline data visualization tool.



Four-Year Comparison

Following is a comparison of survey responses for which we have four years of data, for the 2015-16, 2016-17, 2017-18, and 2018-19 school years. We have provided two views of this data, sorted by:

- Four-year average
- Changes between Years 1 and 4

All scores are based on the following, 5-point scale:

- 5 = Strongly Agree
- 4 = Somewhat Agree
- 3 = Not Sure
- 2 = Somewhat Disagree
- 1 = Strongly Disagree

Survey Responses, Ranked by 4-Year Average

The darker shades of blue indicate higher average scores. The two darkest blue scores (over 4.5 and between 4.25 and 4.50), indicate areas in which we have high confidence that NACA is performing exceptionally well over time.

The red shading indicates scores under 3.5 and should be reviewed for course corrections, if needed.

Survey	Survey Question	2016 Ave.	2017 Ave.	2018 Ave.	2019 Ave.	4 Year Ave.
Family Member	The school has provided opportunities for my child to engage in his/her cultural identity.	4.93	4.69	4.67	4.71	4.75
Family Member	I believe that this school is fulfilling a need in the community.	4.75	4.64	4.69	4.65	4.68
Teacher	I expect a lot from my students academically.	4.50	4.57	4.72	4.75	4.64
Administrator	The school has a high quality college achievement program that supports students through the college application process.	5.00	4.43	4.56	4.43	4.61
Administrator	Our dedicated structures for teachers to collaborate and reflect on their instructional practice are robust.	4.67	4.71	4.39	4.57	4.59
Administrator	I believe our school is building tools to make the core values a more explicit part of everyday teaching and learning.	4.33	4.43	4.56	4.57	4.47
Administrator	Our curriculum is aligned to Common Core State Standards.	5.00	4.29	4.44	4.14	4.47
Family Member	I feel respected and heard in interactions with the staff at the school.	4.56	4.52	4.47	4.26	4.45
Student	My teachers expect a lot from me academically.	4.26	4.44	4.45	4.40	4.39
Administrator	The school provides high-quality information and resources on the prerequisites for college entrance (e.g. FAFSE, college application check-lists).	4.67	4.00	4.44	4.43	4.39



Appendix 4 NACA Quad Survey



Administrator	Student identity and incorporation of culture is embedded in classroom instruction.	4.33	4.57	4.44	4.14	4.37
Family Member	The school offers high quality and rigorous academics.	4.43	4.43	4.39	4.18	4.36
Teacher	I have innovated, improved, grown to more fully understand, and refined my practice of indigenous education.	4.33	4.50	4.28	4.28	4.35
Administrator	Leadership decision making is aligned with school mission and values.	4.33	4.14	4.33	4.29	4.27
Teacher	My class, in alignment with my planning, is academically rigorous.	4.00	4.33	4.48	4.28	4.27
Student	I understand my own unique identity.	4.20	4.27	4.31	4.21	4.25
Administrator	The school's pedagogy is high quality and rigorous.	4.67	3.86	4.17	4.14	4.21
Administrator	Our students are engaged and motivated.	4.33	4.14	4.00	4.29	4.19
Administrator	Our Teacher-Team (Content and Grade Level) structures for professional development are robust.	4.33	4.14	4.00	4.29	4.19
Teacher	I feel more connected to my identity based on my experience at the school.	4.08	4.23	4.07	4.19	4.14
Teacher	Staff at this school believe students are capable of anything.	4.17	4.23	3.83	4.11	4.09
Student	My family is involved with my school and my learning.	3.81	4.13	4.19	4.08	4.05
Teacher	I feel like I am part of a team and that my opinions matter at the school.	4.08	4.30	3.90	3.64	3.98
Student	I spend most of my time on task.	3.87	3.97	4.04	3.87	3.94
Student	I feel respected and heard in interactions with the staff.	3.89	3.89	3.92	3.86	3.89
Administrator	Our school spending and investments are aligned with the mission and priorities of the school.	4.33	3.43	3.72	4.00	3.87
Teacher	I received sufficient high-quality professional development this school year.	4.25	4.23	3.48	3.47	3.86
Student	I feel respected and heard in interactions with my peers.	3.89	3.87	3.80	3.81	3.84
Administrator	Our tools and processes to track and monitor the college-readiness of students are robust.	3.33	4.00	3.89	4.14	3.84
Student	I feel like I am on the right track to be prepared for college.	3.47	3.96	4.09	3.84	3.84
Student	I feel connected to a trusted adult at my school.	3.87	3.83	3.82	3.72	3.81
Teacher	Leadership decision making is aligned with school mission and values.	3.58	4.23	3.86	3.50	3.79
Teacher	Our Teacher-Team (Content and Grade Level) structures for professional development are robust.	3.83	4.07	4.07	3.19	3.79
Teacher	I believe this school puts students on a track toward college readiness.	3.42	4.13	3.76	3.69	3.75
Administrator	The SAT process (Student Assistance Team) adequately identifies the appropriate supports needed by students in General Ed in a systemic and efficient way.	4.00	3.86	3.56	3.57	3.75



Appendix 4 NACA Quad Survey



Administrator	Our onboarding documents and resources are aligned to the mission and core values of the school and the NACA Inspired Schools Network.	3.00	4.00	4.17	3.71	3.72
Student	I am served healthy food at school.	3.86	3.68	3.44	3.02	3.50
Teacher	There are structures and systems at this school to help new teachers succeed.	3.43	3.97	3.48	3.08	3.49
Administrator	The school's practices and processes around the hiring, development, and performance management of talent are clear and documented.	4.00	3.29	3.17	3.43	3.47
Administrator	Our indigenous language models are high quality.	3.33	3.71	3.61	3.14	3.45



Net Change

For the net change, green indicates improvement from Year 1 to Year 4 and red indicates a decline in scores during the same period. The darker shades represent changes of greater than 0.5.

Survey	Survey Question	2016 Ave.	2017 Ave.	2018 Ave.	2019 Ave.	Net Change 16-19
Administrator	Our tools and processes to track and monitor the college-readiness of students are robust.	3.33	4.00	3.89	4.14	0.81
Administrator	Our onboarding documents and resources are aligned to the mission and core values of the school and the NACA Inspired Schools Network.	3.00	4.00	4.17	3.71	0.71
Student	I feel like I am on the right track to be prepared for college.	3.47	3.96	4.09	3.84	0.37
Teacher	My class, in alignment with my planning, is academically rigorous.	4.00	4.33	4.48	4.28	0.28
Student	My family is involved with my school and my learning.	3.81	4.13	4.19	4.08	0.27
Teacher	I believe this school puts students on a track toward college readiness.	3.42	4.13	3.76	3.69	0.27
Teacher	I expect a lot from my students academically.	4.50	4.57	4.72	4.75	0.25
Administrator	I believe our school is building tools to make the core values a more explicit part of everyday teaching and learning.	4.33	4.43	4.56	4.57	0.24
Student	My teachers expect a lot from me academically.	4.26	4.44	4.45	4.40	0.14
Teacher	I feel more connected to my identity based on my experience at the school.	4.08	4.23	4.07	4.19	0.11
Student	I understand my own unique identity.	4.20	4.27	4.31	4.21	0.01
Student	I spend most of my time on task.	3.87	3.97	4.04	3.87	0.00
Student	I feel respected and heard in interactions with the staff.	3.89	3.89	3.92	3.86	-0.03
Administrator	Leadership decision making is aligned with school mission and values.	4.33	4.14	4.33	4.29	-0.04
Administrator	Our students are engaged and motivated.	4.33	4.14	4.00	4.29	-0.04
Administrator	Our Teacher-Team (Content and Grade Level) structures for professional development are robust.	4.33	4.14	4.00	4.29	-0.04
Teacher	I have innovated, improved, grown to more fully understand, and refined my practice of indigenous education.	4.33	4.50	4.28	4.28	-0.05
Teacher	Staff at this school believe students are capable of anything.	4.17	4.23	3.83	4.11	-0.06
Student	I feel respected and heard in interactions with my peers.	3.89	3.87	3.80	3.81	-0.08
Teacher	Leadership decision making is aligned with school mission and values.	3.58	4.23	3.86	3.50	-0.08



Family Member	I believe that this school is fulfilling a need in the community.	4.75	4.64	4.69	4.65	-0.10
Administrator	Our dedicated structures for teachers to collaborate and reflect on their instructional practice are robust.	4.67	4.71	4.39	4.57	-0.10
Student	I feel connected to a trusted adult at my school.	3.87	3.83	3.82	3.72	-0.15
Administrator	Our indigenous language models are high quality.	3.33	3.71	3.61	3.14	-0.19
Administrator	Student identity and incorporation of culture is embedded in classroom instruction.	4.33	4.57	4.44	4.14	-0.19
Family Member	The school has provided opportunities for my child to engage in his/her cultural identity.	4.93	4.69	4.67	4.71	-0.22
Administrator	The school provides high-quality information and resources on the prerequisites for college entrance (e.g. FAFSE, college application check-lists).	4.67	4.00	4.44	4.43	-0.24
Family Member	The school offers high quality and rigorous academics.	4.43	4.43	4.39	4.18	-0.25
Family Member	I feel respected and heard in interactions with the staff at the school.	4.56	4.52	4.47	4.26	-0.30
Administrator	Our school spending and investments are aligned with the mission and priorities of the school.	4.33	3.43	3.72	4.00	-0.33
Teacher	There are structures and systems at this school to help new teachers succeed.	3.43	3.97	3.48	3.08	-0.35
Administrator	The SAT process (Student Assistance Team) adequately identifies the appropriate supports needed by students in General Ed in a systemic and efficient way.	4.00	3.86	3.56	3.57	-0.43
Teacher	I feel like I am part of a team and that my opinions matter at the school.	4.08	4.30	3.90	3.64	-0.44
Administrator	The school's pedagogy is high quality and rigorous.	4.67	3.86	4.17	4.14	-0.53
Administrator	The school's practices and processes around the hiring, development, and performance management of talent are clear and documented.	4.00	3.29	3.17	3.43	-0.57
Administrator	The school has a high quality college achievement program that supports students through the college application process.	5.00	4.43	4.56	4.43	-0.57
Teacher	Our Teacher-Team (Content and Grade Level) structures for professional development are robust.	3.83	4.07	4.07	3.19	-0.64
Teacher	I received sufficient high-quality professional development this school year.	4.25	4.23	3.48	3.47	-0.78
Student	I am served healthy food at school.	3.86	3.68	3.44	3.02	-0.84
Administrator	Our curriculum is aligned to Common Core State Standards.	5.00	4.29	4.44	4.14	-0.86



Key Findings

4-Year Average

- The following areas have resulted in excellent responses over the past four years, with an average score over 4.5 on the five-point scale:
 - Cultural identity
 - Fulfilling a community need
 - Student academic expectations
 - High quality college achievement programs
 - Teacher collaboration and reflection
- The following areas had the lowest average scores and should be examined to assess any needed course correction:
 - Support for new teachers
 - Practices for new hires
 - Healthy food
 - Indigenous language models

Changes between Year 1 and 4

- The most improved areas were:
 - Processes to track college-readiness of students
 - Alignment of onboarding documents to the NISN mission
- The areas of greatest decline were as follows, omitting areas of decline where average scores remained above 4.0:
 - Healthy Food
 - Professional development
 - Teacher-Team structures
 - Practices for new hires

Appendix 5

Native American Community Academy Discipline Log, 2018-2019

Date	Grade	Infraction by Group 1-6	Consequence	Follow Up Admin	Silva Notified SWD Y or N	BIP
11/13/18	12	1.2 Leaving Class w/o permission	Lunch Detention	Carroll	No	No
11/15/19	8	1.3 Engaging in behavior that disrupts the orderly process of classroom instruction	2 days lunch wellness	H Humetewa	no	
9/26/19	8	1.3 Engaging in behavior that is disruptive to the educational setting	call home, redirect, stayed in dean's office for remainder of class, 1 day lunch wellness	H Humetewa	no	
9/27/18	8	1.3 Engaging in behavior that is disruptive to the educational setting	1 day lunch wellness	H Humetewa	no	
12/5/18	8	1.3 Engaging in behavior that is disruptive to the orderly process of classroom instruction.	2-Lunch Wellness Days, One hour community service	H. Humetewa	No	
11/9/18	7	1.3 General Disruption of Class	1 Day lunch wellness	H Humetewa	no	
11/9/18	7	1.3 General Disruption of Class	1 Day lunch wellness	H Humetewa	no	
11/9/18	7	1.3 General Disruption of Class	1 Day lunch wellness	H Humetewa	no	
11/9/18	7	1.3 General Disruption of Class	1 Day lunch wellness	H Humetewa	no	
11/12/18	12	1.5 Failing to attend class without a valid excuse	Lunch detention for 4 days	Carroll	No	No
11/12/18	12	1.5 Failing to attend class without a valid excuse	Lunch detention for 4 days	Carroll	No	No
11/28/18	7	1.5 Failing to attend class without a valid excuse, leaving campus without permission	Lunch wellness, 1-OSS Day, Mediation with [REDACTED]	H. Humetewa	yes	
11/29/18	7	1.5 Failing to attend class without a valid excuse, leaving campus without permission	2 days of Lunch wellness, 1-ISS day, community service	H. Humetewa	No	
8/17/18	7	1.7 not attending class without a valid excuse, 2- disruptive behavior	Student/Dean conference, confirmed schedule	H Humetewa	Yes	not yet
8/31/18	7	1-Ditching	ISS, 6th period, 10 min picking up trash	H Humetewa	Yes	not yet
10/30/18	7	2.1 Leavin campus w/o permission	Wellness Lunch 2 days, Community Service	H. Humetewa	no	
10/30/18	7	2.1 Leavin campus w/o permission	Wellness Lunch 3 days, Community Service	H. Humetewa	Yes	
12/4 & 12/7, 2018	11	2.2 Interfering with school authorities 2.7 Defying the authority 3.5 Seriously disrupting the educational process	1 day OSS	Carroll	Yes and Bonnie Stetson	No
9/24/18	8	2.3 Initiating an unacceptable minor physical altercation	3 days ISS	H Humetewa	no	
9/10/18	9	2.3 initiating in any unacceptable minor physical actions	met with HOS	A Humetewa	yes	
9/17/18	7	2.3 Initiating physical contact with another student, no injuries result	2 days lunch wellness	H Humetewa	no	
9/24/18	7	2.3 Participating in unacceptable minor physical altercation (non-aggressor)	1 day ISS	H Humetewa	no	
11/7/18	10	2.4 Defying the authority of school administration	Met with HOS, call home	A Humetewa	yes	
11/9/18	8	2.4 Failing to abide by school rules, ditching lunch wellness 3 time	3 lunches w/ Mrs. H	A Humetewa	no	
8/29/18	9	2.5 Profane language	conference with HOS, apology	A Humetewa	yes	
9/11/18	9	2.5 Profane Language	1 day lunch wellness, apology	A Humetewa	no	
8/15/18	9	2.5. Profane Language	Restorative Circle with Dillabaugh, Flying Earth, A Humetewa, and [REDACTED]	A Humetewa	yes	
10/22/18	11	2.6 Possession or using drug paraphrenalia	sent home remaining of the day	Carroll	No	
12/10/18	11	2.6 Possession or using Drug paraphrenalia	Lunch Detention	Carroll	No	No
12/12/18	11	2.6 Possession or using drug paraphrenalia	Sent home remaining of day	Carroll	No	No
12/19/18	8	2.7 Defying authority of school personnel, 1.2 Leaving class without permission	Saturday School,	H. Humetewa	Yes	
9/26/18	8	2.7 Defying School personnel,	2 days ISS, Apology to teacher and student	H Humetewa	no	
9/12/18	10	2.7 Defying School personnel,	agrees to put phone and headphones away, apology to teacher	A Humetewa	o	

Appendix 5

Date	Grade	Infraction by Group 1-6	Consequence	Follow Up Admin	Silva Notified SWD Y or N	BIP
11/29/18	7	2.7 Defying the Authority of School Personel	1 day lunch wellness, apology to Mr. Whyte	H Humetewa	No	
12/18/18	8	2.7 Defying the Authority of School Personell, 3.4 Persistant inappropriate behavior listed in groups 1, 2, and 3.	sent to office next day for class	A Humetewa	yes	
10/2/18	10	2.7 Defying the authority of school personnel	Time in Mrs. H office, letter of apology	A. Humetewa	Yes	
10/2/18	10	2.7 Defying the authority of school personnel	1 day of comm service OR 1 day Saturday school	A Humetewa	yes	yes
11/26/18	12	2.7 Defying the authority of school personnel	Saturday school	Carroll	Yes	No
10/2/18	8	2.7 Defying the authority of school personnel	Letter of apology	A humetewa	no	
12/6/18	7	2.7 Defying the Authority of school personnel	Counseling/Social Work, 1-ISS Day, Community service with Mrs. H	H. Humetewa	No	
10/23/18	7	2.7 Defying the authority of school personnel	Counseling/Social Work, 2-ISS Days	H. Humetewa		
10/17/18	8	2.7 Defying the authority of school personnel		A. Humetewa	No	No
10/2/18	9	2.7 Defying the authority of school personnel, 2.2 interfering with school programs	Saturday School, community service	A Humetewa	yes	no
8/17/18	6	2-Disruptive Behavior	2 wellness circles	A. Humetewa	No	Not yet
8/27/18	7	2-Disruptive Behavior	1 day wellness circle	H Humetewa	Yes	Not yet
8/17/18	8	2-Disruptive Behavior		A. Humetewa	N	Not yet
9/12/18	8	2-Distrutive Behavior	2 day Wellness Circles	A. Humetewa	N	No
11/30/18	9	3.2 Physical Contact between two people with intent to harm, no injuries result	Apology to student	H Humetewa	yes	
10/16/18	10	3.3 Displaying indecent, immoral, offensive language	1/2 day ISS, 10/16 1/2 day ISS 10/17, Comm service	A Humetewa	yes	
9/10/18	10	3.3 Disrespectful Language; 2.7 Defying the authority of a staff member	1 day ISS, referral to Mrs. Bonnie	A Humetewa	yes	yes
10/16/18	6th	3.3 Using obscene comments, seriously offensive propositions, gender based	Lunch wellness, mediation, 1-ISS day	H. Humetewa	no	
10/15/18	10	3.3 Using profane, obscene, indecent & immoral or seriously offensive language	referral to Mrs. Bonnie Comm Service- wash pans (will serve OSS if he refuses Comm Service)	A Humetewa, Pam Silva	yes	no
11/7/18	8th	3.3 Using profane, seriously abusive language in class	1-OSS Day, behavior contract	H. Humetewa	NO	
11/12/18	7th	3.3 Using profrane, obscene language based on race/gender identity	1-ISS Day	H. Humetewa	No	
12/7/18	10	3.4 Seriously disobeying school personnel	1 day OSS	A Humetewa	yes	
10/17/18	10	3.4 Seriously disobeying, repeating behaviors listed in catagory 2; 2.5 Using profane language/ gestures	Meeting with [REDACTED], and [REDACTED]	A Humetewa	yes	
9/26/18	10	3.5 Performing behavior that seriously disrupts the educational process - Inappropriate Contact	Counseling referral through Student Support, 1 day OSS, 2 days ISS	H Humetewa	no	
12/14/18	8th	3.5 Performing behvaioral that seriously disrupts the educational process	Counseling Social Work, detention 2 days, 1-OSS day	H. Humetewa	No	
10/8/18, 10/11/18	7th	3.9 Bullying behavior, using profane, obscene or seriously offensive language, gesutres, or harassment based on sex/gender	Counseling, Social work referral, Suspension, 2-ISS Days, 1-OSS Day	H. Humetewa	yes	
10/3/18	12	3.9 Bullying Behaviors	Mediation	A. Humetewa/ Flying Earth	No	No
10/2/18	10	3.9 Bullying Behaviors		A. Humetewa	Yes	Yes
9/11/18	7	3.9 Bullying Behaviors	Written Apology to reporting student	H Humetewa	N	No
9/12/18	7	3.9 Bullying Behaviors	1-day ISS	H Humetewa	N	No

Appendix 5

Date	Grade	Infraction by Group 1-6	Consequence	Follow Up Admin	Silva Notified SWD Y or N	BIP
9/7/18	7	3.9 Bullying behaviors	3-days Wellness Circles, participate in Mediation	H Humetewa	Yes	Yes
10/3/18	12	3.9 Bullying Behaviors	Mediation	A. Humetewa/ Flying Earth	No	No
8/29/18	8	3.9 Bullying Behaviors	2 days wellness circle	A. Humetewa	No	Not yet
9/12/18	8	3.9 Bullying Behaviors	OSS	A. Humetewa	N	No
9/8/18	6	3.9 Bullying Behaviors	Mediate with students	H Humetewa	no	
9/11/18	7	3.9 Bullying behaviors	1 day lunch wellness, letter of apology	H Humetewa	no	
9/20/19	8	3.9 Bullying Behaviors	1 day lunch wellness, Letter of apology by 9/21/18	H Humetewa	Yes	
11/30/18	6th	3.9 Bullying Behaviors	Student/Dean conference, Mediation	H Humetewa	no	
9/8/18	6	3.9 Bullying Behaviors	Mediate with students	H Humetewa	no	
9/19/18	8	3.9 Bullying Behaviors - Cyber-bullying	3 days OSS	H Humetewa	no	
9/19/18	8	3.9 Bullying Behaviors - Cyber-bullying	3 days OSS	H Humetewa	yes	
9/14/18	8	3.9 Bullying Behaviors, 2.5 Exhibiting/Using foul language	2 days lunch wellness, Apology to [REDACTED] and student	H Humetewa	Yes	
9/14/18	8	3.9 Bullying Behaviors, 2.5 Exhibiting/Using foul language	2 days lunch wellness, Apology to [REDACTED] and student	H Humetewa	Yes	yes, consequences aligned with 1st offense of BIP
9/14/18	10	3.9 Bullying behaviors, unwanted communication	lunch wellness	A Humetewa	no	
9/28/18	6	3.9 Bullying Behaviors; 3.2 Inappropriate physical contact-no injuries	1 day OSS, 3 days lunch wellness	H Humetewa	no	
11/9/18	8th	3.9 Bullying/ Assaulting a student	Lunch Wellness 1 day	H. Humetewa	Yes	
8/21/18	8	3-Cyber-bullying	3-days ISS	H Humetewa	Yes	Yes
9/10/18	9	4.11 Possession of a dangerous object, as defined by the handbook, first offense	5 days OSS, return to school on contract	A Humetewa	yes	
10/16/18	9	4.11 Possession of dangerous object, knife	5 days OSS	A Humetewa	yes	
10/26/18	7th	4.5 BAttering by unwanted bodily contact with another person without legal justification	2-OSS Days, Referral SAT Team	H. Humetewa	No	NO
8/24/18	7	4-Fighting/Bullying	2-days OSS; Student Support referral	H Humetewa	N	Not yet
10/11/18	9th	5.12 Battery	5-OSS days	A. Humetewa	No	No
10/10/18	7	5.12 Battery/ Conspiring to Commit Battery	Indefinite pending hearing	H. Humetewa	5	
11/20/18	7th	5.17 Possession of drug paraphernalia	Counseling/5 Days OSS	H. Humetewa	Yes	Yes
11/19/18	11	5.17 Possession of Marijuana and paraphernalia	10 days OSS pending hearing	Carroll	No	
11/9/18	9th	5.17 Possession of Marijuana and paraphernalia	5 days OSS, PIP referral	A. Humetewa	Yes	Yes
9/21/18	7	5.17 Possession of alcohol	5 Days OSS	A. Humetewa	N/A	
9/5/18	7	5.17 Possession of Drug Paraphernalia, small trace of marijuana	2-days OSS, 3-days ISS	H Humetewa	No	not yet
12/7/18	8	5.17 Possession of Drugs/ Drug Paraphernalia	5 days OSS, referral to Hiyupo Boys Group	H Humetewa	no	
12/17/18	9	5.17 Possession of prescription drug not prescribed to him	1 day ISS, 3 days OSS, 1 day community service	A Humetewa	yes	no

Appendix 5

Date	Grade	Infraction by Group 1-6	Consequence	Follow Up Admin	Silva Notified SWD Y or N	BIP
8/23/18	10	5.17 Use of Illegal drug (Marijuana)	2 days ISS, referred to [tribal] Liason- [redacted] Probation Officer	A Humetewa	no	
9/21/18	11	5.17 Use or possession of paraphrenlia (marijuana)	5 Days OSS & Behavior Contract	Carroll	No	No
9/5/18	9	5.3 Theft- obtaining possession of reported stolen property valued more that \$150; 5.17 Possession of Marijuana/paraphemalia	5 days OSS, 2 weeks lunch wellness, random searches, counseling, maintatin good grade/attendance	A Humetewa	no	
12/5/18	11	5.7 Inappropriate sexual conduct, 5,12 Battery	10 days OSS pending hearing report to UNM Police	Carroll	No	
9/6/18	7	5.7 Inappropriate sexual contact- unwelcomed	3-days OSS: schedule change from 1st and 4th periods	H Humetewa	Yes	not yet
12/13/18	7	5.9 Persistant Sexual Harassment	3 days OSS, 1 day ISS, 1 day Comm Service	A Humetewa	yes	not yet
12/4/18	8th	5.9 Persistent/Severe sexual conduct; creating a hostile school	Counseling/Social Work, 2-ISS Days, informed that another referral regarding this conduct will result in a hearing and possible expulsion	H. Humetewa	No	
8/16/18	7	5-Fighting	5-days Wellness Circle	H Humetewa	Yes	not yet
8/16/18	7	5-Fighting	5-days Wellness Circles	H Humetewa	Yes	not yet
12/7/18	8th	Agressive behavior and bodily harm towards another student	Mediation, Apology,	H. Humetewa	No	
11/6/18	12	Attendance Contract		Carroll, Frank,	No	No
12/13/18	8	ATTENDANCE CONTRACT	1st Offense-Serve 4 hours of Comm service, 2nd Offense-Assigned to 1 Saturday School, 3rd Offense-Receive 2 days OSS	H Humetewa	no	
12/6/18	12	Attendance Contract	Meeting w/parent	Carroll	No	No
8/17/18	10	Attendance Contract	- On time for school and all class periods - Provide documentation for all absences and tardies, parents will notify school when he is absent -have teachers sign attendance sheets in class daily, turn in sheets to advisor weekly, advisor will contact parents to update about his attendance - maintain 70% or better in all classes	A Humetewa	no	
10/23/18	8th	AWOL/Ditching	Wellness Lunch for 2 days	H. Humetewa	yes	yes
10/4/18	7th	AWOL/Tardy	Community service, help set up for feast day	H. Humetewa	no	
10/4/18	7th	AWOL/Tardy	Community service, will help set up chairs for Feast Day	H. Humetewa	No	
10/4/18	6th	AWOL/Tardy	Community service, set up for feast day	H. Humetewa	No	

Appendix 5

Date	Grade	Infraction by Group 1-6	Consequence	Follow Up Admin	Silva Notified SWD Y or N	BIP
9/12/19	7th	BEHAVIOR CONTRACT	1- Random Backpack searches 2- Sessions with [REDACTED] @ SS 3- no drug violations 4- attend 4 mandatory sessions w/ Hiyupo Boys Group 5- bi-weekly check in w/Dean	H Humetewa	N	NO
10/1/18	7	BEHAVIOR CONTRACT	1- Random searches for rest of the year 2- Lunch Wellness for the rest of Quarter 1, ending on 10/11/18 3- Counseling through Student Support 4- Participation in PIP	A Humetewa	no	no
10/18/19	9th	Behavior Contract	1- Be on time for school 2- Provide documentation for absences/tardies 3- Maintain 70% or better in all classes 4- No referrals for remainder of the semester	H Humetewa	yes	no
11/30/18	7th	Bullying behavior	meet with dean, 1 day lunch wellness	H Humetewa	N	
11/30/18	7th	Bullying behavior	meet with dean, 1 day lunch wellness	H Humetewa	N	
11/30/18	7th	Bullying behavior	meet with dean, 1 day lunch wellness	H Humetewa	N	
9/14/18	7	Cheating	2 Lunch Wellness Circles	A. Humetewa	N/A	no
9/17/18	8	COM FORM disruptive during testing	1 day lunch wellness, [REDACTED] parent called	A Humetewa	yes	
8/29/18	8	COMM FORM Off task/distracting	redirect, back to class	H Humetewa	no	
9/27/19	8	COMM FORM problems with another student, sad, crying in class	met with dean, referral to student support	H Humetewa	no	
10/22/18	7th	COMM FORM Bullying, agreeing that a student "sounds like a girl"	met with dean, redirect, back to class	H humetewa	yes	
11/14/19	8	COMM FORM Cell phone, walking out disrupting class, throwing water	met with dean, redirect, back to class	H Humetewa	no	
11/14/18	8	COMM FORM Disrupting class, off task	Met with dean, back to class	H Humetewa	no	
8/31/19	7	COMM FORM Disruptive Behavior	1 day Lunch Wellness, mom emailed	A Humetewa	no	
11/26/18	7th	COMM FORM Making comments about other students	redirect, apology to students	H Humetewa	No	no
11/14/18	8	COMM FORM no materials, off task, disrupting class	redirect, back to class	H Humetewa	no	
9/6/18	10	COMM FORM Rude, disrespectful comments	Call home, redirect	A Humetewa	yes	
9/7/18	7	COMM FORM Defiance/ Disruption	Met with dean, redirect	A Humetewa	no	
12/12/18	7th	COMM FORM disrespect to teacher in class	redirect, back to class, apology to teacher	H Humetewa	Yes	Yes
10/15/18	7th	COMM FORM Distracting others, off task, unprepared	Call home, redirect	H Humetewa	No	NO
8/21/18	6	COMM FORM Slapped another student	Mediate with student, apology	H Humetewa	yes	
11/6/18	10	COMM FORM Violation of Class Rules	Met with HOS, redirect, back to class	A Humetewa	no	
9/7/18	10	COMM FORM Whistling in class	redirect, meet with [REDACTED]	A Humetewa	no	
8/28/18	7	COMM FORM 3 tardies	Call home, redirect	A Humetewa	no	
8/24/18	7	COMM FORM Bullying	redirect, apology to student	H Humetewa	Yes	No
8/20/18	6	COMM FORM Bullying behavior	Apology to student	H Humetewa	no	
10/22/18	8	COMM FORM Bullying behavior	Met with dean, Call dad	A Humetewa		
11/22/18	7th	COMM FORM Called another student a "PIG"	1 dasy Lunch Wellness, mediation with student	H Humetewa	Yes	
10/9/18	10	COMM FORM calling students names	met with HOS, redirect	A Humetewa	no	
8/29/18	7	COMM FORM Disrespectful behavior	redirect	A Humetewa		
8/29/19	7	COMM FORM Disrespectful behavior	redirect	A Humetewa		
8/31/18	8	COMM FORM Disruptive behavior	1 day wellness circle, mom emailed	A Humetewa	no	
9/17/18	10	COMM FORM Disruptive during testing	Met with HOS and [REDACTED], call home	A Humetewa	yes	

Appendix 5

Date	Grade	Infraction by Group 1-6	Consequence	Follow Up Admin	Silva Notified SWD Y or N	BIP
9/4/18	10	COMM FORM Disruptive, uncooperative	1 day lunch wellness, 2 comm service @ lunch	A Humetewa, Black Elk	yes	
11/6/19	6	COMM FORM Disruptive/ unaccountable	Mediation between student and teacher	H Humetewa	no	
8/27/18	7th	COMM FORM Inappropriate conduct/comments in class	redirect, reflection on Comm Form	H Humetewa	no	no
9/10/18	10	COMM FORM off task	Lunch study hall	A Humetewa	no	
10/23/18	9	COMM FORM off task, disruptive, rude comments	met with HOS, redirect, apology	A Humetewa	yes	
9/5/19	7	COMM FORM Off task, refuse to work	redirect, back to class	A Humetewa	no	
10/8/18	7	COMM FORM Off Task/ distracting	redirect, back to class	A Humetewa	no	
9/19/18	9	COMM FORM Said inappropriate word	redirect, back to class	A Humetewa	no	
11/5/18	7th	COMM FORM Studetn lost all sticky notes	redirect, stay in dean's office for remainder of class	H humetewa	no	Yes
8/20/18	9	COMM FORM upset	work in office until calmed down	A Humetewa	no	
10/10/18	6	COMM FORM Using anti-semetic symbol on assignment	Met with dean, redirect	H Humetewa	no	
10/15/18	8	COMM FORM wouldn't give student their book back	redirect, back to class	H Humetewa	yes	
11/6/18	8th	COMM FORM being disruptive, not following directions, off task	redirect, back to class	H Humetewa	yes	
9/26/18	8	COMM FORM Classroom disruption	redirect, office rest of class	A Humetewa	no	
8/28/18	9	COMM FORM cursing in class	met with HOS, worked in office, ISS remainder of the day	A Humetewa	yes	
11/13/18	9	COMM FORM Disobeying teacher	conference with dean			
9/10/18	8	COMM FORM disrespectful communication	Met with dean, redirect	H Humetewa	no	
11/14/18	8	COMM FORM Disrupting class, playing with water, calling another student retarded	Met with dean, back to class	H Humetewa	no	
10/15/18	8	COMM FORM disruptive	redirect, back to class	A Humetewa	y	
8/31/18	10	COMM FORM Messing w/ School property	1 day wellness circle, mom emailed	A Humetewa	no	
9/19/18	10	COMM FORM not listening	met with HOS, worked in office	A Humetewa	no	
11/6/18	8	COMM FORM talking/disruptive in class	redirect, back to class	H Humetewa	Yes	
9/26/18	9	COMM FORM trying to fight	medation with [REDACTED] and other students	H Humetewa	yes	
11/14/18	10	COMM FORM Apathetic	met with dean, back to class	A Humetewa	no	
9/19/18	10	COMM FORM Cursing in class	2 days lunch wellness, call home	A Humetewa	no	
12/5/18	10	COMM FORM Cussing at teacher	Comm service with Hiyupo Boys group	A Humetewa	yes	
11/19/19	8	COMM FORM Defiant- wont take out earbuds	referral to SS,	H Humetewa	no	no
12/7/18	7	COMM FORM Disruptive	redirect, apology to teacher	H Humetewa	no	
9/12/18	7	COMM FORM disruptive behavior	Redirect, apology to students	H Humetewa	yes	
11/7/19	7	COMM FORM Excessively tired	redirect	H Humetewa	no	
10/3/18	9	COMM FORM Off Task	mediation between [REDACTED]	A Humetewa	yes	
8/29/19	8	COMM FORM Off task/ distracting	reflect- warned that the term gay is not acceptable at school to decrbe negatives, return to class	H Humetewa	no	Not yet
11/8/18	8	COMM FORM pulled a chair out from another student, causing the student to fall on the floor.	redirect, apology, back to class	H Humetewa	yes	
11/8/19	8	COMM FORM Refuse to participate/ Defiance	redirect, in office remainder of class	H Humetewa	yes	no
11/6/18	7	COMM FORM refused redirection, not following directions	met with dean, apology to teacher	H humetewa	no	
12/10/18	7	COMM FORM Shoving another student	1 day lunch wellness	H Humetewa	no	
10/8/18	10	COMM FORM Yelling in class	met with HOS, redirect	A Humetewa	no	
8/21/18	6	COMM FORM asking for admin support	Offered space during class to "decompress" referral to Student Support	H Humetewa	no	
11/5/18	7	COMM FORM Disrespect to teacher	redirect, apology to teacher	H humetewa	no	
8/29/18	7	COMM FORM disrespectful behavior	met with HOS	A Humetewa	no	

Appendix 5

Date	Grade	Infraction by Group 1-6	Consequence	Follow Up Admin	Silva Notified SWD Y or N	BIP
9/4/18	7	COMM FORM disrespectful behavior	met with HOS, worked in office	A Humetewa	no	
8/29/18	7	COMM FORM disrespectful behavior	change seats	A Humetewa	no	
10/24/18	9	COMM FORM Disruptive	1 day lunch wellness	A Humetewa	no	
9/17/18	9	COMM FORM disruptive	1 day lunch wellness, parent called	A Humetewa	yes	
10/15/18	9	COMM FORM disruptive	redirect, back to class	A Humetewa	No	
10/22/18	7	COMM FORM Disruptive/ defiant	worked in office, 1 day lunch wellness	A Humetewa	no	
10/21/18	8	COMM FORM disruptive/ off task	redirect, back to class	H Humetewa	no	
9/4/18	9	COMM FORM distracting other students	met with HOS, worked in office	A Humetewa	yes	
11/26/18	7	COMM FORM making comments about other students	redirect, back to class	H Humetewa	no	
9/5/18	9	COMM FORM Off Task	met with HOS	A Humetewa	no	
11/6/18	7th	COMM FORM Behavior/Language	redirect, apologize	H humetewa	no	No
9/14/18	8	COMM FORM bullying	redirect, apology to student	H Humetewa	no	
8/28/18	7th	COMM FORM disrespectful in class	redirect, back to class	H Humetewa	Yes	NOT yet
8/28/18	7th	COMM FORM disrespectful/distracting in class	redirect, call home	H Humetewa	Yes	Not yet
8/31/18	7	COMM FORM Disruptive Behavior	1 day Lunch Wellness, emailed mom	A Humetewa	no	
8/30/19	7	COMM FORM Disruptive behavior	redirect, apology to student	H Humetewa	no	
9/26/18	7th	COMM FORM Disruptive/Disrespectful to teacher	1 day lunch wellness, opportunity to earn pass (did not earn)	H Humetewa	yes	not yet
12/17/18	7th	COMM FORM Inappropriate language	redirect, back to class, apology to teacher	H Humetewa	no	
11/8/18	9	COMM FORM Left class	Met with HOS	A Humetewa	no?	
10/3/18	7	COMM FORM Misusing class materials/ safety concerns	comm service	H Humetewa	no	
10/3/18	7	COMM FORM Misusing class materials/ safety concerns	comm service	H Humetewa	yes	
9/4/18	9	COMM FORM Off Task	met with HOS, worked in office	A Humetewa	no	
9/12/18	8	COMM FORM Disruptive/ Inappropriate	1 day lunch wellness, apology to teacher	H Humetewa	no	
9/12/18	6	COMM FORM Disruptive/ Inappropriate	1 day lunch wellness, apology to teacher	H Humetewa	no	
10/24/18	7	COMM FORM Refused to listen to directions/ move seats	mediate with teacher and student, move seats	H humetewa	no	
10/10/18	7	COMM FORM Language, disrespect to sub	met with dean, redirect, apology to sub	H Humetewa	no	
11/16/18	7	Defiance/disruptive behavior	2-ISS	H. Humetewa	No	
10/5/18	10th	Disobeying higher authority, spilled paint on floor	Clean up paint and Wellness Circle for 2 days	A. Humetewa	No	No
11/30/18	7th	Disobeying teachers request in the classroom, disrespectful towards teacher	Sp.Ed Consent Form, Counseling/Social Work referral, 2-ISS Days	H. Humetewa	Yes	
11/30/18	5th	Disrespectful taunting/bullying towards another student	Student/principle conference, Mediation	H. Humetewa	No	
10/16/18	8th	Disrespectful towards staff, foul language	2-OSS Days/Revisit BIP	H. Humetewa	yes	yes
10/8/18	8th	Disrespectful communication	Wellness Lunch for 2 days	H. Humetewa	Yes	yes
10/23/18	7th	Disrespectful language used towards teacher	2 days of community service	H. Humetewa	no	
12/12/18	7	Disrespect to teacher and classroom, 2.7 defying authority of school personnel	Counseling/Social Work, suspension, 1-ISS Day, 2-OSS Da, Revisit BIP to address behaviors.	H. Humetewa		
12/18/18	7th	Disrespect to teacher and classroom, acting irresponsibly.	Community service, 1-Lunch wellness, other: Grandma may come if comm service isn't completed	H. Humetewa	Yes	
10/5/18	8th	Disrespect towards staff members/insubordination	ISS: 10/9 (3-6), 10/10 (1,2)	H. Humetewa	No	

Appendix 5

Date	Grade	Infraction by Group 1-6	Consequence	Follow Up Admin	Silva Notified SWD Y or N	BIP
10/30/18	7th	Disrespect, COMM FORM	meet with dean, call home	H Humetewa	Yes	
10/5/18	8th	Disrespectful attitude, insubordination, verbal abuse	Community service, will help set up chairs for Feast Day	H. Humetewa	No	
11/14/18	7th	Disrespectful language in an assignment	1 day lunch wellness, Mediation w/ teacher (apology), redo assignment	H Humetewa	Yes	
8/31/18	9	Disrespectful towards staff member	1 Wellness circle	A. Humetewa	Yes	Yes
11/26/18	7th	Disruptive behavior in classroom, even after time to reset	Assigned lunch wellness	H. Humetewa	no	
10/28/18	8th	Ditching	Wellness Lunch for 2 days	H. Humetewa	No	No
11/5/18	8th	Ditching	Met with dean, call home	H. Humetewa	Yes	No
11/6/18	6th	Ditching		A. Humetewa	No	No
10/29/18	8th	Ditching		H. Humetewa	NO	no
12/11/18	9	Ditching class, reported by teacher	1-ISS Day, Work with Hiyupo Alliance, Meet with admin about Truancy, Maybe adjust IEP	H. Humetewa	Yes	
12/11/18	10	Ditching class, reported by teacher	2 lunch wellness	A Humetewa	yes	
10/17/18	7th	Ditching, leaving school grounds without permission	1-ISS Day, Meet with [REDACTED] to discuss ways to give back	H. Humetewa	yes	
10/17/18	7th	Ditching, leaving school grounds without permission	1-ISS day, letter of apology to [REDACTED]	H. Humetewa		
11/16/18	8	Fighting with another student	2.5-ISS Days	H. Humetewa	No	
11/18/18	8th	Fighting with another student	2.5. ISS Days	H. Humetewa	No	
11/7/18	8th	Found walking to graves park, appeared to be hiding from staff	Lunch Wellness Circle-2 days, Contract, no ditching or tardies	H. Humetewa	NO	
10/18/18	7th	Inappropriate contact with another student	Student/Dean meeting, apology to student	H Humetewa	No	
9/28/19	10	Jamal not himself admits he drinks everyday,	2 options: Emergency room, or direct line of supervision, OSS 5 days	A Humetewa	no	
11/5/18	7	Possession of "look alike" grenade	Confiscated, sent home, never bring back to school	H humetewa	no	did not brandish as a weapon, no incident
9/26/18	10	Punching another student and getting that student in a lockhold	5-days OSS	A. Humetewa	No	No
8/16/18	7	Pushing Student, stealing	2 days ISS, meeting with Parents	A Humetewa	no	
11/16/18	7	Spit water on other students	2-ISS Days	H. Humetewa	No	
11/8/18	7th	Stated he smoked marijuana before school, did not possess any drug/paraphernalia	call home	A. Humetewa	yes	
8/15/18	7	Stealing another student's backpack	ISS until mom can come in (See below)	A Humetewa	no	
11/6/18	7th	Student did not respond to redirection when using microscope: COMM FORM	Met with Dean, lunch wellness, call home	H Humetewa	Yes	
11/8/18	7th	Student throwing items at other students, disrespect towards teacher, use of inappropriate language	1 hour community service	H. Humetewa	yes	
11/6/18	6th	Student throwing objects at another student	Mediation, 1-ISS Days	H. Humetewa	No	
8/27/18	7	Student touching/slapping another student, COMM FORM	met with students involved, no consequences	H Humetewa		
11/14/18	7th	Student was making comments and sounds of a sexual nature.	2-ISS Days	H. Humetewa	yes	
9/13/18	8	Taking another student's phone without permission	2 days of lunch wellness/ community service	A. Humetewa	N	No
11/12/18	7th	Taking gum out of teachers desk without asking	Referral to Hiyupo Boys Group, Will not be allowed to attend [REDACTED] Field Trip, apologize to [REDACTED]	H. Humetewa	Yes	
12/11/18	8	Teacher reported that arianna was ditching	1-ISS Day	H. Humetewa	No	
10/17/18	7	Throwing rocks, endangering student safety	Comm service, clean area in front of building	H Humetewa	no	
11/7/18	8th	Truancy	2 days lunch wellness,	H. Humetewa	Yes	

Appendix 5

Date	Grade	Infraction by Group 1-6	Consequence	Follow Up Admin	Silva Notified SWD Y or N	BIP
11/13/18	8th	Truancy	Student/principle conference, Executive director Flying Earth, Community service	H. Humetewa	Yes	Met with parents on 11/8/18
10/8/18	8th	Vandalism	Community Service, take stickers off	H. Humetewa	yes	
10/15/18	7th	Violation of Cell Phone policy, insubordination/disrespect to staff members	2-OSS Days	H. Humetewa	No	No

Appendix 5

Date	Grade	Infraction by Group 1-6	Consequence	Follow up Admin	Silva Notified SWD Y or N	BIP
1/15/19	7th	5.17 Possession of Marijuana	5 days OSS, counselling referral w [REDACTED], PIP referral	H Humetewa	YES	
3/4/19	10	COMM FORM Cursing/ on phone	Comm service	Rosette	Yes	no
4/15/19	10	COMM FORM Yelling out, talking on phone	met with dean redirect	A Humetewa	Yes	Yes
1/11/19	8	3.9 Bullying Behaviors	3 days lunch wellness, participate in Mediation	H Humetewa	no	
2/13/19	6	5.15 Vandalism (willful or malicious defacing of property) damage to property that results in damage exceeding \$500	2 days Saturday School, 2 days OSS, possible restitution to replace the bathroom stall, to be determined by Executive Director, Mr. Flying Earth	H Humetewa	no	
1/14/19	7th	3.9 Cyber-Bullying/ Bullying behaviors	3 days ISS, mediation with other student involved, and [REDACTED]	H Humetewa	No	
1/16/19	7	3.9 Bullying Behaviors- Cyber-bullying	4 days ISS, 2 days lunch wellness, mediation with other student and [REDACTED]	H Humetewa	no	
3/5/19	7	1- Inappropriate use of technology	1 day lunch wellness	H Humetewa	no	no
3/22/19	8	3.7 Bullying Behavior	Mediation, Student/Dean conference, apology to student	H Humetewa	no	
1/22/19	8	4.9 Ditching/ Insubordinate Behavior (behavior not listed in groups 1-4, seriously disrupting the educational process)	Saturday School	H Humetewa	no	
1/23/19	8	6.5 Repeat Offense; Possession of illegal drugs- Marijuana	INDEFINATE SUSPENSION STARTING 1/23/19, PENDING HEARING	H Humetewa	NO	
2/11/19	8	HEARING	LONG TERM SUSPENSION W/ ALTERNATIVE RECOMMENDATION	H Humetewa/ Hearing Officer- P. Vallejo	no	no
1/29/19	8	Tardies/Violations of Attendance Contract	2 days OSS, Meet with Dean and Executive Director-discuss next step plans	H Humetewa	no	
3/5/19	8	2.7 Defying the Authority of School Personnel; 3.4 Repeating inappropriate behaviors listed in groups 1 to 3	1 Day OSS	A Humetewa	no	
3/7/19	8th	3- multiple violations of Attendance Contract	1 day OSS	H Humetewa	No	no
5/16/19	7	3.9 Bullying Behavior; 3.3 Using seriously offensive language/ harassment based on race: called another student "Nigger"	Counseling referral through Student support, 1 day OSS, not allowed to attend 7th grade trip	H Humetewa	yes	yes
2/28/19	7	2- Disruptive behavior	1 day lunch wellness	H Humetewa	no	no
4/15/19	10	COMM FORM Disruptive in Class	met with dean, redirect	A Humetewa	yes	

Appendix 5

1/15/19	7th	5.17 Possession of Marijuana, contraband	1 day OSS	H Humetewa	No	
3/1/19	9	COMM FORM Ditching/ leaving class/ lying	1 day lunch wellness	A Humetewa	no	
2/8/19	6	3.9. Bullying Behaviors	2 day Lunch Wellness, Mediation	H Humetewa	Yes	no
4/30/19	6	Fighting with another student	3 days OSS	Rosette	yes	
2/22/19	6					
3/4/19	6	1.3 Engaging in behavior that is disruptive to the orderly process of classroom instruction	1 day lunch wellness, clean Mr. Charleston class	H Humetewa	no	
2/11/19	8	4.6 Fighting involving contact between two people with intent to harm, resulting in injury	referral to Student Support for anger management counseling, Mrs. Silva will complete referral or social/emotional assessment, possible FBA, 3 days OSS will not be allowed	H Humetewa	Yes	No
4/3/19	8	5.17 Possession of Marijuana/ Possession of Drug Paraphernalia	referral for counselling with Mrs. Bonnie, 5 days OSS	H Humetewa	Yes	No
5/1/19	9	1.7 Failing to attend class without a valid excuse, 2.7 defying school personnel	3 days lunch wellness	H Humetewa	no	
2/11/19	7th	3.9 Bullying Behaviors	1 day Lunch Wellness, 1 day OSS, not allowed to have phone at school for remainder of the school year	H Humetewa	No	recorded a fight between 2 students. Another student reached out via social media to
1/25/19	8	COMM FORM Skipping, Language, Defiance	redirect, apology to advisor	H Humetewa	no	
1/28/19	8	3.9 Bullying Behaviors	Call Home, sensitivity training through Student Support (Mrs. Sosa), 4 days lunch wellness, participate in mediation with victim	H Humetewa	Yes	
3/20/19	7	Disrespect, Disruption	1 day OSS	A Humetewa	yes	no
4/9/19	6	1- Running in the halls	redirect	A Humetewa	no	no
2/13/19	6	5.15 Vandalism (willful or malicious defacing of property) damage to property that results in damage exceeding \$500	3 days Saturday School, 2 days OSS, possible restitution to replace the bathroom stall, to be determined by Executive Director, Mr. Flying Earth	H Humetewa	no	
4/15/19	6	1- inappropriate use of technology	1 day wellness	H Humetewa	no	no

Appendix 5

3/5/19	7	1- Inappropriate use of technology	1 day lunch wellness	H Humetewa	no	no
3/29/19	7	2.4 Failing to abide by school rules not otherwise published in handbook, destroying school property	Student/Dean Conference, Call home, 2 hours community service	H Humetewa	no	
3/26/19	6	3.9 Bullying Behaviors- Cyber Bullying 2.7 Defying the authority of school personnel- Lying to administrators	Counseling/ Social work referral, 2 day ISS, Not allowed to bring personal internet device to school for remainder of the year, subject to random searches for electronic devices	H Humetewa	no	
4/24/19	8	5.17 Possession of drug paraphernalia (pipe, lighters, case of marijuana w/residue, 3.5 Disruption of the educational process, 2.7 Defying school personnel	Suspension 2 days ISS, 3 days OSS, Community service	Rosette	no	
5/13/19	8	1.7 Failing to attend class without a valid excuse-ditching	Call home, return to class	H Humetewa	no	
1/16/19	9th	Students reported Orion took pictures of them in bathroom stalls, no pics were found on his phone.		A. Humetewa	No	No
1/17/19	10th	COMM FORM Ditching and lied about where she was	1 day Lunch Wellness Circle	A. Humetewa	No	No
2/22/19	6	2- Publishing profane, offensive materials	2 days lunch wellness	H Humetewa	yes	no
3/25/19	7	1.7 Failure to attend class without a valid excuse	2 days lunch wellness	H Humetewa	yes	
4/17/19	7	1.7 Failing to attend class without a valid excuse	1 day lunch wellness, Student/Dean conference	H Humetewa	yes	no
4/25/19	7	1.7 Failing to attend class without a valid excuse	2 days lunch wellness	H Humetewa	yes	no
3/4/19	8	5.17 Possession of Illegal Drugs; 4.11 Possession of weapon more than 3 inches, first offense	5 days OSS	A Humetewa	no	
4/5/19	8	1.7 Failing to attend class without a valid excuse	Conference with Dean, lunch wellness	H Humetewa	no	
1/31/19	7	1.3 Distracting behavior	Conference with Dean	H Humetewa	yes	
3/25/19	7th	3.9 Bullying Behaviors	1 day OSS, Student/Dean conference, call home	H Humetewa	Yes	Yes
4/1/19	7	2.7 Defying the authority of school personnel	1 hour community service	H humetewa	Yes	

Appendix 5

5/14/19	7	Left class early without permission	Stayed after class the next day to make up time	H Humetewa	yes	
5/20/19	7	2- Inappropriate language/ behavior	1 day lunch wellness	H Humetewa	yes	yes
3/6/19	10	5.17 Use of illegal drugs (Marijuana)	2 days OSS, 2 days ISS	A Humetewa	yes	no
3/6/19	7	COMM FORM Bullying Behaviors (told another student she needed braces)	1 day lunch wellness, apology to student	H Humetewa	yes	no
5/7/19	10	3.1 Causing disorder on the bus; Use of profanity towards a kindergarten student	Student/Principle conference; loss of bus privileges for the remainder of the year	H Humetewa	yes	
3/6/19	10	5.17 Possession of drugs/ paraphernalia; 3.1 Causing disorder on the bus	5 days OSS, PIP referral	A Humetewa	yes	no
1/17/19	10	COMM FORM Using inappropriate words	will give Morning Blessing	A Humetewa	no	
4/17/19	9	2.7 Defiance	1 day OSS	A Humetewa	no	
5/1/19	7	Defiance/ Ditching	Student/Principle Conference, 2 days lunch wellness	H Humetewa	no	
3/21/19	9	4.6 Fighting/ physical contact between two people, with intent to harm; 5.4 Force against Students, School personnel, and school visitors; 5.5 persistent defiance of multiple directions by school personnel	5 days OSS, restitution for damaged phone, re-entry meeting scheduled	A Humetewa	yes	
4/8/19	9					
1/23/19	10	4.11 Possession of any dangerous materials as defined by the student handbook- E-cig paraphernalia	3 days lunch wellness, 2 days ISS	H Humetewa	no	
5/1/19	9	1.7 Failing to attend class without a valid excuse, 2.7 defying school personnel	2 days lunch wellness	H Humetewa	no	
1/28/19	8	3.9 Bullying Behaviors	Counseling referral w/Mrs. Stetson, 4 days lunch wellness, participate in mediation with victim.	H Humetewa	Yes	
2/1/19	8	2.5 Exhibiting Profane, obscene, indecent, offensive materials; 3.3 Using profane obscene, indecent language/ propositions based on gender/sex; 3.5 Seriously displaying inappropriate behaviors listed in groups 2 and 3	Referral w/ Mrs Bonnie to address sexually inappropriate conduct, 3 days OSS, Written apology to teacher/student involved	H Humetewa	Yes	no
4/2/19	8	COMM FORM Whistling in class	redirect, back to class	A Humetewa	yes	

Appendix 5

4/5/19	8	3.17 Bullying Behaviors	Participate in sensitivity training w/ Pueblo Action Alliance, 3 sessions at lunch	H Humetewa	yes	
1/18/19	7	1.7 Failure to attend class without a valid excuse	1 day lunch wellness	H Humetewa	no	
1/17/19	10	COMM FORM Ditching and lied about where she was		A. Humetewa	No	No
2/6/19	8	2.7 Defying the Authority of School Personell, 3.4 Persistent inappropriate behavior listed in groups 1, 2, and 3.	2 days OSS,	A Humetewa	yes	no
3/19/19	8	2.7 Defying the Authority of School Personell, 3.4 Persistent inappropriate behavior listed in groups 1, 2, and 3.	3 days OSS	A Humetewa	yes	
4/10/19	8	Disrespect to the teacher and classroom, inappropriate language	Student/Dean Conference, Call home, mediation with Mrs. Whisper and re-introduction into class	H Humetewa	yes	yes
4/3/19	9	3.4 Making seriously offensive comments based on race (Anti-semitism)	Met with HOS, advisor, will not make comments again	A Humetewa	no	
4/16/19	9	Making threats to school personnel	apology to teacher	A Humetewa, D Flying Earth	no	
3/19/19	8	5.17 Possession of Marijuana (container)	5 days OSS, PIP referral	A Humetewa	no	
4/8/19	8	1.7 Failing to attend class without a valid excuse; 2.1 Leaving school without permission; 2.7 Defying the authority of school personnel	3 days ISS; 2 days OSS	H Humetewa	no	
1/16/19	7	3.9 Bullying Behaviors- Cyber-bullying	3 days ISS, 2 days lunch wellness, mediation with other student and Mrs. Lucero	H Humetewa	no	
3/6/19	6	1.3 Engaging in Behaviors that is disruptive to the orderly process of classroom instruction	2 days lunch wellness	A Humetewa	no	
3/6/19	6	1.3 Engaging in behavior that is disruptive to the orderly process of classroom instruction	1 day lunch wellness, meet with Mrs. Matsumura to give back to the classroom and maintain respectful dialogue	A Humetewa	no	
2/1/19	6	3.9 Bullying Behaviors, 1.3 Engaging in behavior that is disruptive to the orderly process of classroom learning	Parent/Student/Head of School conference	A humetewa	yes	
2/12/19	6	1.3 Engaging in behavior that is disruptive to the orderly process of classroom learning	1 day lunch wellness	A Humetewa	yes	no
3/29/19	6th	COMM FORM Anger/ avoidance behavior, destroying school property	redirect, call home	H Humetewa	Yes	no

Appendix 5

4/1/19	6	Defiance, pushed another student	1 day OSS	A Humetewa	yes	not yet
5/17/19	6	3.2 Fighting	1 day ISS	A Humetewa	yes	no
1/17/19	10th	COMM FORM Ditching and lied about where he was	1 day Lunch wellness Circle	A. Humetewa		
4/16/19	10	Outburst of Aggression	Referral to Mrs. Bonnie, met with Dean	H Humetewa	yes	yes
5/17/19	10	COMM FORM Cursing at teacher	met with Admin (HOS and Pam)	A Humetewa	yes	yes
2/8/19	6	3.9. Bullying Behaviors	1 day Lunch Wellness, Mediation	H Humetewa	no	
3/26/19	6	3.9 Bullying Behaviors- Cyber Bullying 2.7 Defying the authority of school personnel- Lying to administrators	Counseling/ Social work referral, 1 day ISS, Not allowed to bring personal internet device to school for remainder of the year, subject to random searches for electronic devices	H Humetewa	no	
3/26/19	6	3.9 Bullying Behaviors- Cyber Bullying 2.7 Defying the authority of school personnel- Lying to administrators	Counseling/ Social work referral, 2 day ISS, Not allowed to bring personal internet device to school for remainder of the year, subject to random searches for electronic devices	H Humetewa	no	
1/17/19	10	COMM FORM Ditching and lied about where he was	1 day Lunch Wellness Circle	A. Humetewa	No	No
1/23/19	10	4.11 Possession of any dangerous materials as defined by the student handbook- E-cig paraphernalia, admitted possession	3 days lunch wellness	H Humetewa	no	
3/29/19	10th	COMM FORM Disrespectful in class	redirect, back to class	H Humetewa	yes	no
5/17/19	6	3.2 Fighting	1 day ISS	A Humetewa	no	
3/19/19	10	Possession of vape pen	5 days OSS	A. Humetewa	Yes	Yes
5/17/19	9	5.17 Possession of drug paraphernalia, 2 pipes and an empty bag of marijuana	4 days OSS	A Humetewa	yes	no
1/7/19	8	ATTENDANCE CONTRACT	1st- will attend Boys group 2nd- 4 hour Community Service 3rd- receive referral and Saturday School	H Humetewa	NO	
3/29/19	8th	COMM FORM Cursing/ Disrespect	Call home (no answer) redirect	H Humetewa	no	no

Appendix 5

4/1/19	8	COMM FORM Cursing/ Disrespect	redirect, deans office remainder of class	H Humetewa	no	
3/6/19	10	NONE	was suspected of smoking weed on the bus. No marijuana or paraphernalia was found in his possession. Asked the bus driver to allow him to ride, with the accomodation that he sit in	A Humetewa	yes	
4/9/19	10	3.9 Bullying Behavior	Met with HOS, will leave student alone	A Humetewa	yes	
2/11/19	8	3.2 Fighting involving physical contact, no injuries resulting; 3.5 Performing any behavior that seriously disrupts the educational process- Harrassment/ instigating a fight via social media	3 days OSS, Counseling referral w/ Mrs. Bonnie for anger management, [REDACTED] will not be allowed to have a phone at school	H Humetewa	yes	
3/29/19	9th	COMM FORM Disruptive in class	redirect, apology to teacher, back to class	H Humetewa	yes	no
4/1/19	9	COMM FORM Having trouble staying awake	redirect, back to class	A Humetewa	Yes	no
4/15/19	9	COMM FORM Disruptive	met with dean, apologize to teacher,back to class	H Humetewa	no	
4/10/19	10	1.7 Failing to attend class without a valid excuse	2 days lunch wellness	A Humetewa	yes	
1/11/19	8	4.6 Battering by unwanted bodily contact without legal justification	4 sessions of Anger Management w/Mrs Bonnie, 1 day ISS, participate in mediation	H Humetewa	yes	NA
1/28/19	8	3.9 Bullying Behaviors	Call home, referral w/Mrs Bonnie for support/counseling, sensitivity training through Student Support(Mrs. Sosa)	H Humetewa	Yes	NA
1/7/19	9	COMM FORM Talking in class, breaking	met with dean, back to class	A Humetewa	no	
3/1/19	9	COMM FORM Ditching/ leaving class/ lying	1 day lunch wellness	A Humetewa	no	
3/26/19	9th	COMM FORM Breaking classroom rules/ Disruptive behavior	redirect, call home	H Humetewa	Yes	no
5/14/19	10	3.5 Exhibiting indecent material, language in class presentation	Student/ Dean conference; Re-present presentation	A Humetewa	yes	no
5/15/19	10	3.9 Bullying behavior; 4.3 Threatening to inflict injury with a show of force that would cause victim to expect an immediate battery, said he would shoot another student	Community Service- lunch service Written apology to other student, not allowed to attend class trip ([REDACTED] Class)	A Humetewa	yes	no
3/5/19	8	1.7 Failing to attend class without a valid excuse, 2.7 defying school personnel	1 day ISS (4, 5, 6 on 3/7/19; 1, 2, 3 on 3/8/19)	H Humetewa	Yes	no

Appendix 5

4/10/19	9	Joking about bombing school, drawing guns on schoolwork	Met with Head of School, and Executive Director	A Humetewa	no	
5/22/19	9	5.1 Aggravated Assault- attack with a deadly weapon	2 days OSS (remainder of the school year), student will be placed on behavior contract upon return to school (either summer or fall session)	A Humetewa	no	no
1/28/19	8	COMM FORM instigating another student	redirect, back to class	H Humetewa	yes	
1/28/19	8	3.9 Bullying Behaviors	Call Home, sensitivity training through Student Support (Mrs. Sosa), 4 days lunch wellness, participate in mediation with victim	H Humetewa	yes	
2/12/19	8	COMM FORM Calling the SLP an inappropriate word (dumb ass hoe)	Met with dean	A Humetewa	yes	
5/8/19	8	4.11 Possession of any dangerous materials as defined by the student handbook- E-cig paraphernalia	3 days OSS	H Humetewa	yes	
2/27/19	6	COMM FORM Disruptive Behavior	1 day lunch wellness, conference with Dean	H Humetewa	no	no
3/6/19	6	1.3 Engaging in behavior that is disruptive to the eoderly precess of classroom instruction	1 day lunch wellness	A Humetewa	no	
4/12/19	6	Disrespect to the teacher and classroom, inappropriate language	Met with Dean, 1 day Lunch wellness	H Humetewa	no	
4/30/19	6	Fighting with another student	3 days OSS	Rosette	no	
4/10/19	10	Joking about bombing school, drawing guns on schoolwork	Met with Head of School, and Executive Director	A Humetewa	no	
4/16/19	10	2.7 Defiance/ disrespect the authority of school personnel	1 day lunch wellness, apology to staff member	A Humetewa	no	
2/26/19	6	2.1 Leaving school without permission	2 days lunch wellness, call home	H Humetewa	no	
3/6/19	6	1.3 Engaging in behavior that is disruptive to the eoderly precess of classroom instruction	1 day lunch wellness	A Humetewa	no	
3/8/19	10	2.1 leaving school without permission	1 day ISS	A. Humetewa	No	No
2/26/19	6	2.1 Leaving school without permission	2 days lunch wellness, call hom	H Humetewa	yes	

Appendix 6

Attendance

Avg. Attendance Percentage was calculated with (KN-8) or All Grades in Schools

School Year: 2018-2019

District(s): ALBUQUERQUE PUBLIC SCHOOLS

Snapshot Date: 2019-03-01 - 120D

Present Day Limit: 50

Aggregate Level: SCHOOL

Attendance records not used in calculation include records where:

1. DAYS PRESENT <= 0 or missing (Error *1 - See AYP Attendance Preview - Rolling Attendance - Detail for Students Records with errors)
2. DAYS ENROLLED <= 0 or missing (Error *2 - See AYP Attendance Preview - Rolling Attendance - Detail for Students Records with errors)
3. DAYS PRESENT were greater than DAYS ENROLLED (Error *3 - See AYP Attendance Preview - Rolling Attendance - Detail for Students Records w
4. Grade Range Assigned to school not equals what was submitted (Error *4 - See AYP Attendance Preview - Rolling Attendance - Detail for Students Re
5. DAY PRESENT > Present Day Limit (Error *5 - See AYP Attendance Preview - Rolling Attendance - Detail for Student Records with errors)
6. Attendance records for student with a corresponding record in Student Snapshot at SAME location
7. The percentage of attendance records with the above characteristics, that were not used in the calculation of Avg Attendance percentage is noted in the r

SCHOOL YEAR	DISTRICT CODE	LEGAL NAME	LOC LEGAL NAME	LOCATION ID	GRADE RANGE
2019-06-30	001	ALBUQUERQUE PUBLIC SCHOOLS	NATIVE AMERICAN COMM ACADEMY	006	KN12

* Estimate Only. AYP will include KN-12 STUDENTS at 40D, 80D and 120D submissions appropriate for the grades covered by a school. Schools with s range. Schools with students exclusively in grade range 09-11 will only have attendance calculated for students in that range. Therefore it is important to c Validation provides details on issues.

++ These Students will be computed as having zero attendance for every period without a corresponding attendance record.

Appendix 6



with errors)
records with errors)

Report

ORG TYPE CODE	Num Attendance	Missing Attendance	Num Periods	All Students Numerator	All Students Count	All Students Rate	Male Numerator
Charter	469	0	3	448.969754	469	0.957291	227.87067

Students in grade range KN-08 will only have attendance calculated for students in that
correct any attendance discrepancies. The report Student Summary Attendance

Appendix 6

Male Count	Male Rate	Female Numerator	Female Count	Female Rate	Asian Numerator	Asian Count	Asian Rate	Black Numerator	Black Count
238	0.957439	221.099084	231	0.957138	0	0	0	0.978448	1

Appendix 6

Black Rate	Caucasian Numerator	Caucasian Count	Caucasian Rate	Hispanic Numerator	Hispanic Count	Hispanic Rate	Indian Numerator
0.978448	10.431571	11	0.948324	61.312501	65	0.943269	376.247234

Appendix 6

Indian Count	Indian Rate	ELLNumer ator	ELLCount	ELLRate	Not ELLNumerato r	Not ELLCount	Not ELLRate	REPNumerat or	REPCount
392	0.959814	81.135773	85	0.954538	367.833981	384	0.9579	32.046667	33

Appendix 6

REPRate	Not REPNumerator	Not REPCount	Not REPRate	FRLNumer ator	FRLCount	FRLRate	Not FRLNumer ator	Not FRLCount
0.971111	416.923087	436	0.956245	448.969754	469	0.957291	0	0

Appendix 6

SPEDNumerator	SPEDCount	SPEDRate	Not SPEDNumerator	Not SPEDCount	Not SPEDRate	Title INumerator	Title ICount
82.821836	87	0.951975	366.147918	382	0.958502	448.969754	469

Appendix 6

Title IRate	Not Title INumerator	Not Title ICount	Not Title IRate	Migrant Numerator	Migrant Count	Migrant Rate	Not Migrant Numerator
0.957291	0	0	0	0	0	0	448.969754

Appendix 6

Not Migrant Count	Not Migrant Rate	Bilingual EDNumerator	Bilingual EDCount	Bilingual EDRate	Not Bilingual EDNumerator	Not Bilingual EDCount	Not Bilingual EDRate
469	0.957291	173.92926	180	0.966273	275.040494	289	0.951697

