




EXHIBIT A (13000 - Final Award - FY25-26)**Award Name:** Transportation Distribution**Laws:** 2025**HB/SB:** House Bill 2**Section:** K**Paragraph:** 2**Program Contact Name:** Alyssa Marquez**Purpose of Award:** To provide transportation for the students of New Mexico.**State of New Mexico Special Appropriation - State Grant/(13000) FINAL AWARD FY25-26**

OBMS ENTITY CODE	LOCAL EDUCATION AGENCY	OPERATIONS	BEGINNING RENTAL FEE	TOTAL BUDGET
46	Alamogordo Public Schools	\$ 1,320,016	\$ -	\$ 1,320,016
1	Albuquerque Public Schools	\$ 23,916,458	\$ -	\$ 23,916,458
30	Animas Public Schools	\$ 334,285	\$ 26,245	\$ 360,530
22	Artesia Public Schools	\$ 1,830,469	\$ 22,781	\$ 1,853,250
64	Aztec Municipal Schools	\$ 1,304,838	\$ -	\$ 1,304,838
87	Belen Consolidated Schools	\$ 1,803,771	\$ -	\$ 1,803,771
61	Bernalillo Public Schools	\$ 1,405,887	\$ -	\$ 1,405,887
66	Bloomfield Schools	\$ 1,268,727	\$ -	\$ 1,268,727
40	Capitan Municipal Schools	\$ 485,302	\$ -	\$ 485,302
20	Carlsbad Municipal Schools	\$ 2,446,172	\$ -	\$ 2,446,172
37	Carrizozo Municipal Schools	\$ 157,633	\$ 24,929	\$ 182,562
67	Central Consolidated Schools	\$ 2,708,987	\$ -	\$ 2,708,987
53	Chama Valley Independent Schools	\$ 387,404	\$ -	\$ 387,404
8	Cimarron Municipal Schools	\$ 361,508	\$ -	\$ 361,508
84	Clayton Municipal Schools	\$ 545,792	\$ -	\$ 545,792
48	Cloudcroft Municipal Schools	\$ 257,147	\$ -	\$ 257,147
12	Clovis Municipal Schools	\$ 2,184,725	\$ -	\$ 2,184,725
24	Cobre Consolidated Schools	\$ 656,941	\$ 51,707	\$ 708,648
38	Corona Public Schools	\$ 310,474	\$ -	\$ 310,474
62	Cuba Independent Schools	\$ 1,245,846	\$ -	\$ 1,245,846
42	Deming Public Schools	\$ 2,798,850	\$ 175,719	\$ 2,974,569
85	Des Moines Municipal Schools	\$ 324,228	\$ -	\$ 324,228
6	Dexter Consolidated Schools	\$ 724,486	\$ -	\$ 724,486
60	Dora Consolidated Schools	\$ 319,281	\$ -	\$ 319,281
54	Dulce Independent Schools	\$ 358,134	\$ -	\$ 358,134
58	Elida Municipal Schools	\$ 308,035	\$ -	\$ 308,035
55	Española Public Schools	\$ 1,455,323	\$ 50,810	\$ 1,506,133
80	Estancia Municipal Schools	\$ 484,259	\$ -	\$ 484,259
32	Eunice Public Schools	\$ 291,674	\$ -	\$ 291,674
65	Farmington Municipal Schools	\$ 5,101,175	\$ -	\$ 5,101,175
59	Floyd Municipal Schools	\$ 173,064	\$ -	\$ 173,064
16	Fort Sumner Municipal Schools	\$ 498,971	\$ -	\$ 498,971
19	Gadsden Independent Schools	\$ 6,083,916	\$ 193,194	\$ 6,277,110
43	Gallup-McKinley County Schools	\$ 7,733,299	\$ -	\$ 7,733,299
15	Grady Municipal Schools	\$ 286,020	\$ 21,215	\$ 307,235
88	Grants/Cibola County Schools	\$ 1,352,054	\$ -	\$ 1,352,054
5	Hagerman Municipal Schools	\$ 296,401	\$ -	\$ 296,401
18	Hatch Valley Public Schools	\$ 927,163	\$ -	\$ 927,163
33	Hobbs Municipal Schools	\$ 2,787,439	\$ -	\$ 2,787,439
39	Hondo Valley Public Schools	\$ 287,138	\$ -	\$ 287,138
50	House Municipal Schools	\$ 246,272	\$ -	\$ 246,272

EXHIBIT A (13000 - Final Award - FY25-26)**Award Name:** Transportation Distribution**Laws:** 2025**HB/SB:** House Bill 2**Section:** K**Paragraph:** 2**Program Contact Name:** Alyssa Marquez**Purpose of Award:** To provide transportation for the students of New Mexico.**State of New Mexico Special Appropriation - State Grant/(13000) FINAL AWARD FY25-26**

OBMS ENTITY CODE	LOCAL EDUCATION AGENCY	OPERATIONS	BEGINNING RENTAL FEE	TOTAL BUDGET
34	Jal Public Schools	\$ 128,400	\$ -	\$ 128,400
56	Jemez Mountain Public Schools	\$ 481,715	\$ 52,490	\$ 534,205
63	Jemez Valley Public Schools	\$ 375,829	\$ -	\$ 375,829
7	Lake Arthur Municipal Schools	\$ 74,950	\$ -	\$ 74,950
17	Las Cruces Public Schools	\$ 5,540,123	\$ 2,636,623	\$ 8,176,746
69	Las Vegas City Public Schools	\$ 1,000,585	\$ 21,638	\$ 1,022,223
51	Logan Municipal Schools	\$ 288,597	\$ 42,644	\$ 331,241
29	Lordsburg Municipal Schools	\$ 334,753	\$ -	\$ 334,753
41	Los Alamos Public Schools	\$ 1,206,286	\$ -	\$ 1,206,286
86	Los Lunas Public Schools	\$ 3,232,413	\$ -	\$ 3,232,413
21	Loving Municipal Schools	\$ 125,073	\$ -	\$ 125,073
31	Lovington Municipal Schools	\$ 1,335,022	\$ -	\$ 1,335,022
75	Magdalena Municipal Schools	\$ 343,391	\$ -	\$ 343,391
11	Maxwell Municipal Schools	\$ 72,172	\$ -	\$ 72,172
14	Melrose Municipal Schools	\$ 331,589	\$ -	\$ 331,589
78	Mesa Vista Consolidated Schools	\$ 429,238	\$ -	\$ 429,238
44	Mora Independent Schools	\$ 490,083	\$ 49,026	\$ 539,109
81	Moriarty-Edgewood School District	\$ 1,649,278	\$ -	\$ 1,649,278
28	Mosquero Municipal Schools	\$ 200,285	\$ -	\$ 200,285
82	Mountainair Public Schools	\$ 228,539	\$ -	\$ 228,539
70	Pecos Independent School District	\$ 387,338	\$ -	\$ 387,338
77	Peñasco Independent Schools	\$ 196,121	\$ -	\$ 196,121
72	Pojoaque Valley Public Schools	\$ 1,148,632	\$ -	\$ 1,148,632
57	Portales Municipal Schools	\$ 1,191,802	\$ -	\$ 1,191,802
3	Quemado Independent Schools	\$ 742,246	\$ -	\$ 742,246
79	Questa Independent Schools	\$ 252,090	\$ -	\$ 252,090
9	Raton Public Schools	\$ 488,882	\$ -	\$ 488,882
2	Reserve Independent Schools	\$ 254,263	\$ -	\$ 254,263
83	Rio Rancho Public Schools	\$ 7,087,950	\$ -	\$ 7,087,950
4	Roswell Independent Schools	\$ 4,145,769	\$ 99,950	\$ 4,245,719
27	Roy Municipal Schools	\$ 195,104	\$ -	\$ 195,104
36	Ruidoso Municipal Schools	\$ 1,463,770	\$ 52,490	\$ 1,516,260
52	San Jon Municipal Schools	\$ 182,899	\$ -	\$ 182,899
71	Santa Fe Public Schools	\$ 4,795,019	\$ -	\$ 4,795,019
25	Santa Rosa Consolidated Schools	\$ 542,675	\$ -	\$ 542,675
23	Silver Consolidated School District	\$ 1,008,548	\$ 22,781	\$ 1,031,329
74	Socorro Consolidated Schools	\$ 746,137	\$ -	\$ 746,137
10	Springer Municipal Schools	\$ 147,374	\$ -	\$ 147,374
76	Taos Municipal Schools	\$ 893,793	\$ -	\$ 893,793
35	Tatum Municipal Schools	\$ 369,323	\$ -	\$ 369,323
13	Texico Municipal Schools	\$ 301,635	\$ 22,781	\$ 324,416

EXHIBIT A (13000 - Final Award - FY25-26)**Award Name:** Transportation Distribution**Laws:** 2025**HB/SB:** House Bill 2**Section:** K**Paragraph:** 2**Program Contact Name:** Alyssa Marquez**Purpose of Award:** To provide transportation for the students of New Mexico.**State of New Mexico Special Appropriation - State Grant/(13000) FINAL AWARD FY25-26**

OBMS ENTITY CODE	LOCAL EDUCATION AGENCY	OPERATIONS	BEGINNING RENTAL FEE	TOTAL BUDGET
73	Truth or Consequences Municipal Schools	\$ 1,279,362	\$ -	\$ 1,279,362
49	Tucumcari Public Schools	\$ 363,574	\$ -	\$ 363,574
47	Tularosa Municipal Schools	\$ 707,356	\$ 119,148	\$ 826,504
26	Vaughn Municipal Schools	\$ 110,150	\$ -	\$ 110,150
45	Wagon Mound Public Schools	\$ 127,753	\$ -	\$ 127,753
68	West Las Vegas Public Schools	\$ 931,148	\$ -	\$ 931,148
89	Zuni Public School District	\$ 668,293	\$ -	\$ 668,293
STATE CHARTERS				
580-001	21st Century Public Academy	\$ 145,196	\$ -	\$ 145,196
579-001	ACES Technical Charter School	\$ 221,741	\$ 52,490	\$ 274,231
544-001	Albuquerque Aviation Academy	\$ 231,390	\$ 66,057	\$ 297,447
528-001	Albuquerque Bilingual Academy	\$ 119,161	\$ -	\$ 119,161
516-001	Albuquerque School of Excellence	\$ 128,490	\$ -	\$ 128,490
517-001	Albuquerque Sign Language Academy (The)	\$ 439,387	\$ -	\$ 439,387
575-001	Altura Preparatory School	\$ 74,074	\$ -	\$ 74,074
502-001	Cottonwood Classical Preparatory School	\$ 344,797	\$ -	\$ 344,797
557-001	Explore Academy	\$ 800,245	\$ 199,568	\$ 999,813
581-001	Explore Academy - Las Cruces	\$ 409,556	\$ 52,490	\$ 462,046
586-001	Explore Academy-Rio Rancho	\$ 281,338	\$ -	\$ 281,338
573-001	Hózhó Academy	\$ 581,155	\$ -	\$ 581,155
542-001	Mission Achievement and Success Charter School	\$ 398,335	\$ 238,202	\$ 636,537
564-001	Monte del Sol Charter School	\$ 460,308	\$ -	\$ 460,308
539-001	Red River Valley Charter School	\$ 104,097	\$ -	\$ 104,097
583-001	Rio Grande Academy of Fine Arts	\$ 163,581	\$ 21,215	\$ 184,796
563-001	Sandoval Academy of Bilingual Education	\$ 95,719	\$ 26,245	\$ 121,964
505-001	School of Dreams Academy	\$ 208,537	\$ -	\$ 208,537
576-001	Solare Collegiate Charter School	\$ 72,344	\$ -	\$ 72,344
515-001	South Valley Preparatory School	\$ 65,133	\$ 22,781	\$ 87,914
531-001	Southwest Secondary Learning Center	\$ 78,667	\$ -	\$ 78,667
582-001	THRIVE Community School	\$ 181,161	\$ -	\$ 181,161
565-001	Tierra Encantada Charter School	\$ 174,584	\$ -	\$ 174,584
566-001	Turquoise Trail Charter School	\$ 485,299	\$ -	\$ 485,299
GRAND TOTAL				
		\$ 132,631,186	\$ 4,365,219	\$ 136,996,405